

Mesoscopic Charge Density Wave in a Magnetic Flux

Gilles Montambaux

Laboratoire de Physique des Solides, associé au CNRS
Université Paris-Sud
91405 Orsay, France

(May 18, 2017)

The stability of a Charge Density Wave (CDW) in a one-dimensional ring pierced by a Aharonov-Bohm flux is studied in a mean-field picture. It is found that the stability depends on the parity of the number N of electrons. When the size of the ring becomes as small as the coherence length ξ , the CDW gap increases for even N and decreases for odd N . Then when N is even, the CDW gap decreases with flux but it increases when N is odd. The variation of the BCS ratio with size and flux is also calculated. We derive the harmonics expansion of the persistent current in a presence of a finite gap.

I. INTRODUCTION

It has been proposed recently that a Aharonov-Bohm (AB) flux ϕ should affect the stability of a Charge Density Wave (CDW) in a one-dimensional ring geometry^{1,2,3} as it may have been seen in a recent experiment on CDW pierced by AB flux lines trapped in columnar defects⁴. One possible cause for the modulation of the CDW stability is the discreteness of the spectrum and the modulation of the position of the energy levels with the flux^{2,3}. Indeed, it has been predicted that the CDW gap and the critical temperature oscillate with the flux ϕ , with a period $\phi_0 = h/e$ and that they are maxima at $\phi = 0$ and minima at $\phi = \phi_0/2$. When the perimeter L of the ring becomes of the order of the correlation length ξ , i.e. when the CDW order parameter becomes of the order of the mean level spacing, the CDW can even be destroyed when $|\phi - n\phi_0|$ is larger than a critical value^{2,3}.

In this paper, we elaborate on these ideas and we show that the stability of the CDW depends crucially on the parity of the number N of particles in the 1D ring (considering here spinless particles), an effect which has not been properly considered in previous works. When this number N is odd, the CDW is destabilized by decreasing the length of the ring. But when N is even, it we find that the CDW is stabilized. When N is even, the effect of an AB flux is to destabilize the CDW, as found in refs.². But when N is *odd*, we find that the CDW can be *stabilized by the flux*, contrary to the conclusions of refs.^{2,3}. This effect is reminiscent of the parity effect for the persistent current in one-dimensional rings^{5,6,7}. In the following, we shall consider the case of spinless electrons.

In the next section, we establish the thermodynamic equations for the CDW in a finite 1D system, with emphasis on the parity effect. In section III, we calculate the flux variation of the order parameter in the form of a Fourier series. In section IV, the same is done for the critical temperature. Finally we calculate the persistent current in the last section.

II. CDW IN A MAGNETIC FLUX

Consider a one-dimensional ring of perimeter L . The periodic boundary conditions fix the wave vector of the eigenstates. In the presence of a flux, the possible wave vectors are:

$$k = \frac{2\pi}{L}(p + \varphi)$$

where φ is the dimensionless flux ϕ/ϕ_0 and $p \in \mathbb{Z}$. Let N be the total number of electrons. The Fermi wave vector k_F is:

$$k_F = \frac{N\pi}{L}$$

and the Fermi energy ϵ_F is:

$$\epsilon_F = \frac{\hbar^2}{2m} \left(\frac{N\pi}{L} \right)^2. \quad (1)$$

It is important to stress that with this choice of k_F and ϵ_F , *the number of electrons is independent of the flux*, Fig.(1).

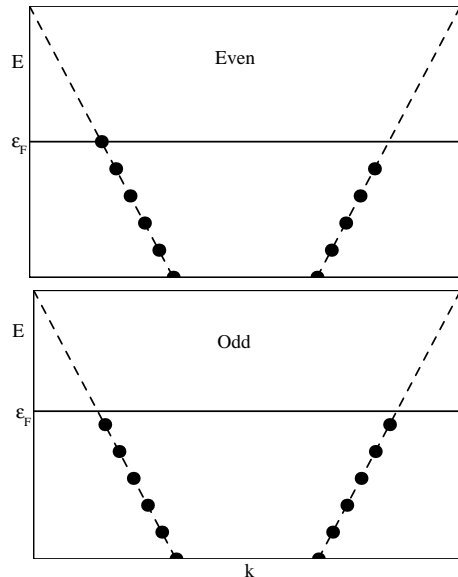


FIG. 1. Dispersion relation in the metallic phase, a) when the number N of particles is even (do not forget the state $k = 0$), b) when N is odd. The horizontal line gives the position of the Fermi level.

Although the chemical potential is in principle fixed by a reservoir in ref.², we shall see later that their results correspond actually to a fixed *even* number of particles.

The theory of the CDW ordering is well known. In the presence of a periodic potential with wave vector Q , the Hamiltonian is:

$$\mathcal{H} = \mathcal{H}_0 + 2\Delta \cos(Qr + \theta)$$

where the eigenenergies ϵ_k of \mathcal{H}_0 are known. Because of the periodic potential, the states k are in principle coupled to states $k \pm nQ$ where $n = 1, 2, 3, \dots$. We consider the case of a weak potential. Neglecting commensurability effects, one has to diagonalize a 2×2 matrix: the states with wave vector $k \simeq k_F$ are coupled to states with wave vector $k - Q \simeq -k_F$:

$$\begin{pmatrix} \epsilon(k) & \Delta e^{i\theta} \\ \Delta e^{-i\theta} & \epsilon(k - Q) \end{pmatrix}$$

The eigenvalues are given by $E = \frac{\epsilon_k + \epsilon_{k-Q}}{2} \pm \sqrt{\left(\frac{\epsilon_k - \epsilon_{k-Q}}{2}\right)^2 + \Delta^2}$. It is then convenient to linearize the dispersion near the Fermi level so that, by taking the origin of the energies at the Fermi level, one has:

$$\epsilon_k = \hbar v_F(|k| - k_F) = 2\delta \left(|p + \varphi| - \frac{N}{2} \right)$$

where the mean level spacing δ near the Fermi level is given by $\pi \hbar v_F / L$. Writing the nesting vector Q in the form $Q = 2\pi q / L$, where q is an integer, the eigenvalues in the CDW phase are:

$$E_p = (q - N)\delta \pm \sqrt{4\delta^2(p - \frac{q}{2} + \varphi)^2 + \Delta^2}.$$

The nesting condition implies $q = N$ so that the nesting vector is

$$Q = 2k_F = \frac{2N\pi}{L}$$

and the energy levels in the CDW phase become:

$$\begin{aligned} E_p &= \pm \sqrt{4\delta^2(p - \frac{N}{2} + \varphi)^2 + \Delta^2} \\ &= \pm 2\delta \sqrt{(p - \frac{N}{2} + \varphi)^2 + \Lambda^2} \end{aligned} \quad (2)$$

where $\Lambda = \Delta / (2\delta)$. Λ measures the gap amplitude in units of the mean level spacing and can be written as the ratio of the length over the CDW coherence length $\xi = \hbar v_F / \pi \Delta$. One has $\Lambda = L / (2\pi^2 \xi)$. The effects discussed in this paper appear for small rings when the mean

level spacing becomes as large as the the CDW gap, see Fig.(2).

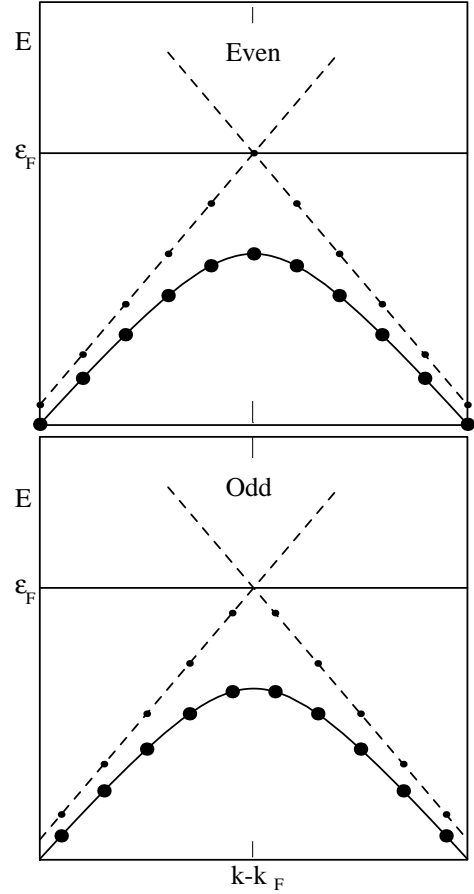


FIG. 2. Dispersion relation near the Fermi level, a) when the number N of particles is even, b) when N is odd. The horizontal line gives the position of the Fermi level. The small dots denote the states in the metallic phase and the large dots represent the states in the CDW phase

From minimization of the total free energy

$$F = \frac{\Delta^2}{\lambda} L - k_B T \text{Log} \mathcal{Z}$$

where λ is the interaction parameter and \mathcal{Z} is the grand canonical partition function, the well-known self-consistency condition is obtained:

$$1 = \sum_p \frac{g}{2E_p} \tanh\left(\frac{\beta}{2} E_p\right)$$

where $g = \lambda / 2\pi \hbar v_F$. When N is even, the introduction of a new variable $n = p - N/2$ reduces this equation to:

$$1 = g \sum_n \frac{\tanh\left(\frac{\beta'}{2} \sqrt{(n + \varphi)^2 + \Lambda^2}\right)}{2\sqrt{(n + \varphi)^2 + \Lambda^2}} \quad (3)$$

where $\beta' = 2\beta\delta$. This is the result found in ref.². However, when the number N is odd, $n = p - (N - 1)/2$ and the self-consistency equation becomes:

$$1 = g \sum_n \frac{\tanh(\frac{\beta'}{2} \sqrt{(n - \frac{1}{2} + \varphi)^2 + \Lambda^2})}{2\sqrt{(n - \frac{1}{2} + \varphi)^2 + \Lambda^2}} \quad (4)$$

Thus the stability of the CDW depends on the parity of the number of electrons. The flux dependence for the even and odd parities are deduced from each other by a translation of $\phi_0/2$. We stress the fact that the results of ref.² correspond to a fixed *even* number of particles, once the chemical potential is fixed to the value of eq.(1). If the chemical potential was fixed to any other value, the number of particles would vary with the field leading to discontinuities of the persistent current⁶ and of the CDW stability.

III. GROUND STATE

We first study the evolution of the CDW order parameter Δ_φ at zero temperature, as a function of the size and of the AB flux. When N is even, it is given by

$$1 = \frac{g}{2} \sum_n \frac{1}{\sqrt{(n + \varphi)^2 + \Lambda_\varphi^2}} \quad (5)$$

where the dimensionless parameter $\Lambda_\varphi = \Delta_\varphi/2\delta$ has been introduced. This sum diverges at large n and is usually cut-off at an energy scale E^* of the order of the bandwidth. This corresponds to an integer $n^* = E^*/2\delta$. In ref.², the flux dependence of the order parameter is given by:

$$\sum_n \left[\frac{1}{\sqrt{(n + \varphi)^2 + \Lambda_\varphi^2}} - \frac{1}{\sqrt{n^2 + \Lambda_0^2}} \right] = 0 \quad (6)$$

which corresponds to the case where N is even. However, when N is odd, n should be replaced by $n - 1/2$ as seen in eq.(4).

We found it convenient to write the Fourier decomposition of the flux dependence of the order parameter. To transform eq.(5), we use the Poisson summation formula

$$\sum_n f(n + \varphi) = g_0 + 2 \sum_{m>0} g_m \cos(2\pi m \varphi)$$

where

$$g_m = 2 \int_0^\infty f(y) \cos(2\pi m y) dy$$

The constant term g_0 is divergent and must be cut-off with n^* . The Fourier components are convergent. As a result one gets:

$$\frac{1}{g} = \ln \frac{2E^*}{\Delta_\varphi} + 2 \sum_{m>0} (-1)^{Nm} K_0(2\pi m \Lambda_\varphi) \cos 2\pi m \varphi \quad (7)$$

The factor $(-1)^{Nm}$ in the harmonics expansion takes into account the parity effect. K_0 is a modified Bessel function of the second kind⁸.

It is instructive to consider first the ring in the absence of external flux. For the infinite bulk system, the gap Δ_b is given by:

$$\frac{1}{g} = \ln \frac{2E^*}{\Delta_b} \quad (8)$$

When the size becomes finite, the gap in zero flux Δ_0 is given by:

$$\ln \frac{\Delta_0}{\Delta_b} = 2 \sum_{m>0} (-1)^{Nm} K_0(2\pi m \frac{\Delta_0}{\Delta_b} \Lambda_b) \quad (9)$$

where the parameter $\Lambda_b = \Delta_b/2\delta$ measures the bulk gap in units of mean level spacing and is proportional to the size.

The variation of the gap with $\Lambda_b = L/2\pi^2 \xi_b$ is shown on Fig.(3). ξ_b is the coherence length of the infinite system. When the number of particles is even, one sees that the gap *increases* with decreasing size. This seems to be in contradiction with ref.² who found a decrease of the critical temperature T_c when the size decreases. We will comment on this point in the next section. When the number of particles is odd, the gap decreases with decreasing size. When the length becomes too small, the order parameter can even vanish. This happens for a critical value of $\Lambda_b = 1/2\gamma = .280$. γ is the Euler constant $\gamma = 1.781$.

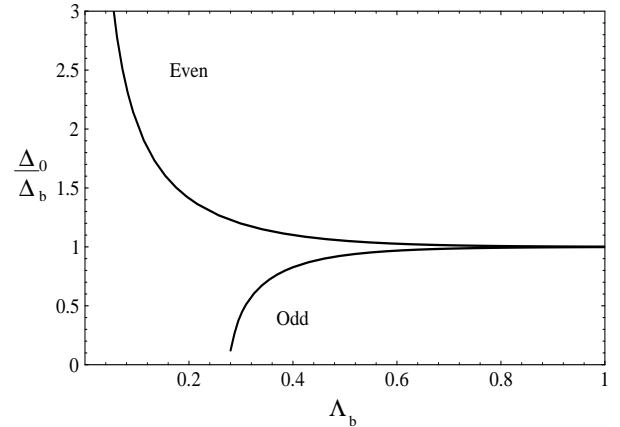


FIG. 3. Variation of the dimensionless gap Δ_0/Δ_b with $\Lambda_b = \Delta_b/2\delta$. Δ_b is the gap of the infinite system. Λ_b is proportional to the size L .

We now turn to the effect of the AB flux. In a finite flux, the gap equation (9) transforms into:

$$\ln \frac{\Delta_\varphi}{\Delta_b} = 2 \sum_{m>0} (-1)^{Nm} K_0(2\pi m \frac{\Delta_\varphi}{\Delta_b} \Lambda_b) \cos 2\pi m \varphi \quad (10)$$

Fig.(4) shows the gap in the case of even N , for different fluxes. It is seen the effect of the flux is to reduce the gap,

this effect being larger for small sizes. Actually the case $\varphi = 1/2$ with an even number of particles is equivalent to the case $\varphi = 0$ with an odd number of particles. This is obvious in Figs.(3) and (4) and in the structure of the gap equation (7).

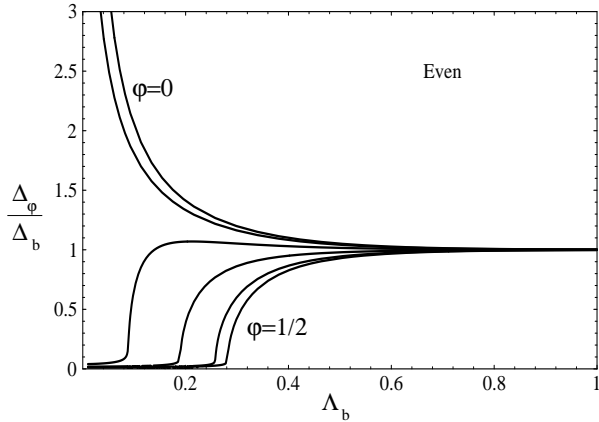


FIG. 4. Variation of the dimensionless gap Δ_φ/Δ_b with Λ_b , for different fluxes $\varphi = 0, 0.1, 0.2, 0.3, 0.4, 0.5$.

Fig.(5) shows the flux dependence of Δ_φ/Δ_b with the flux for different parameters $\Delta_b/2\delta \propto L/\xi_b$. For an even number of particles, the order parameter is *enhanced* at zero flux and is reduced for large flux. When $\Delta_b/2\delta$ becomes too small, the order parameter can even vanish near $\varphi = 1/2$. This happens for a critical value of $\Lambda_b = 1/2\gamma = .280$. For smaller rings, i.e. when Λ_b is smaller, the CDW disappears at a critical flux given by:

$$\psi(\varphi_c) + \psi(1 - \varphi_c) = 2 \ln \Lambda_b/2$$

where ψ is the digamma function.

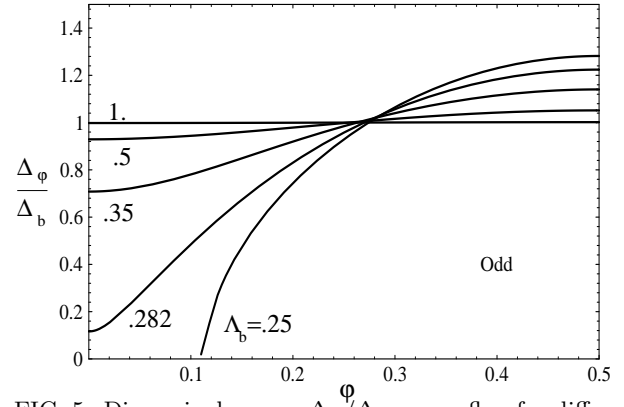
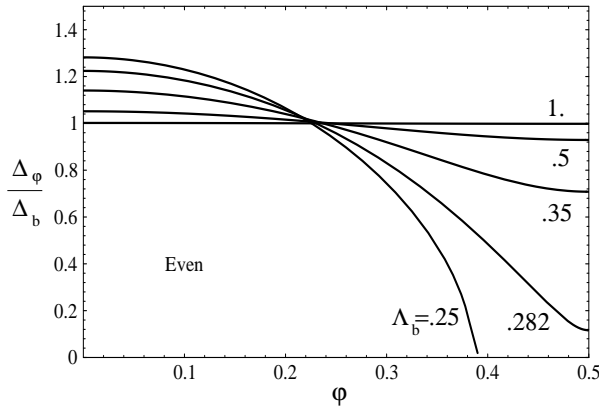


FIG. 5. Dimensionless gap Δ_φ/Δ_b versus flux for different system sizes a) with even N , b) with odd N .

For the case of even N , the figure (5.a) is consistent with the figure 2 of ref.² where Δ_φ/Δ_0 was plotted instead of Δ_φ/Δ_b here. That figure could not show the interesting result that in low flux the gap increases when the size decreases.

For odd N , the order parameter *increases* in a finite magnetic flux and it is maximum at $\varphi = 1/2$. This contradicts the arguments of ref.² who argues that the suppression of the CDW order is due to pair-breaking induced by the field. *There is indeed no pair-breaking effect since the field does not couple to the phase of the electron-hole pair.* The field effect here is simply to change the position of the energy levels and thus to *either reduce or enhance* the stability of the CDW. This can be simply understood from the schematic Figs.(2).

For a ring of large size, the modulation of the gap given by eq.10 becomes weak and harmonic. It is given by:

$$\Delta_\varphi = \Delta_b \left(1 \pm \frac{1}{\sqrt{\Lambda_0}} e^{-2\pi\Lambda_0} \cos 2\pi\varphi\right)$$

which explicitly displays the exponential decrease of the modulation with the size of the ring.

IV. TRANSITION TEMPERATURE

The dependence of the critical temperature with the size and the flux reflects those of the gap.

At the transition, $\Delta = \Lambda = 0$. As in ref.², the self-consistency equation can be written as, for even N :

$$\frac{1}{g} = \frac{1}{2} \sum_n \frac{\tanh[\frac{\beta'_\varphi}{2}(n + \varphi)]}{n + \varphi}$$

Doing the same Poisson summation as above, the self consistency equation for the critical temperature T_φ is found to be, taking into account the parity:

$$\frac{1}{g} = \ln 1.14 \frac{E^*}{T_\varphi} + \sum_{m>0} (-1)^{Nm} F(m/\beta'_\varphi) \cos(2\pi m\varphi) \quad (11)$$

where the function F is:

$$F(x) = \ln \left(\frac{\cosh(2\pi^2 x) + 1}{\cosh(2\pi^2 x) - 1} \right)$$

The critical temperature of the infinite system is given by:

$$\frac{1}{g} = \ln 1.14 \frac{E^*}{T_b} \quad (12)$$

so that by difference between eqs.(11) and (12), one has the flux dependence of T_φ/T_b for different parameters $\Lambda_b = \Delta_b/2\delta$:

$$\ln \frac{T_\varphi}{T_b} = \sum_{m>0} (-1)^{N_m} F \left(\frac{m}{1.76} \Lambda_b \frac{T_\varphi}{T_b} \right) \cos 2\pi m \varphi \quad (13)$$

The result is shown on Fig.(6). For zero flux, the variation is very similar to that of the gap (Fig.3). When the size decreases, the critical temperature increases, in apparent contradiction with the figure (4) of ref.² who found a decrease of the critical temperature. However their temperature is normalized to the gap, Δ_0 which is itself size dependent, and not to Δ_b . What is actually found in ref.² is an increase of the BCS ratio Δ_φ/T_φ . This is in agreement with our calculation of this ratio shown in Fig.(7) and exhibits the 12% increase found in ref.².

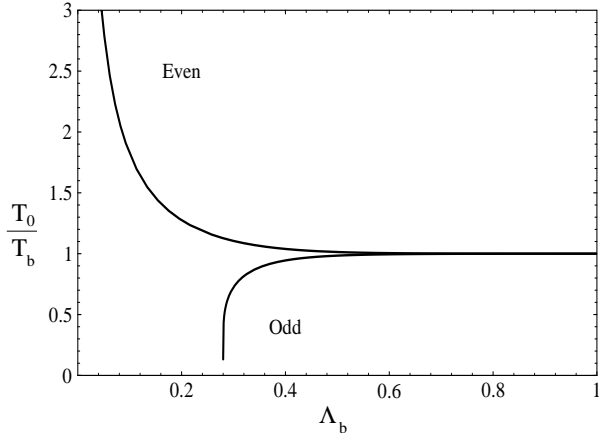


FIG. 6. Variation of the critical temperature with the size, in zero flux.

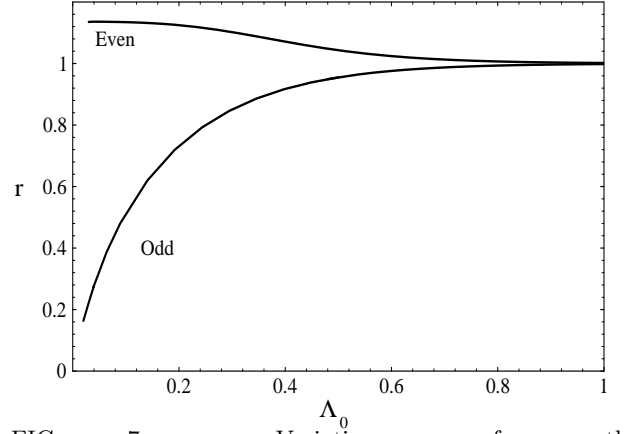


FIG. 7. Variation of the normalized BCS ratio $r = (\Delta_0/T_0)/(\Delta_b/T_b)$ with the size, in zero flux

Finally, we plot in Fig.(8) the variation of the critical temperature with the flux, for different sizes.

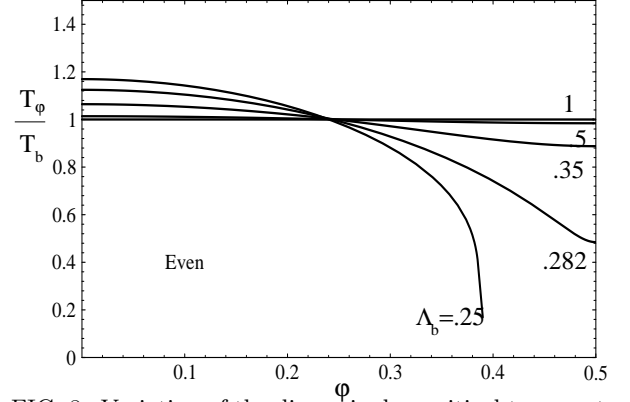


FIG. 8. Variation of the dimensionless critical temperature T_φ/T_b with the flux, for different system sizes, when N is even. The case where N is odd deduces by the same symmetry as in Fig. 5

In the limit of a large system, the oscillations of the critical temperature become exponentially small as:

$$T_\varphi = T_b (1 \pm 2e^{-1.14L/\xi} \cos 2\pi\varphi)$$

V. PERSISTENT CURRENT

The persistent current in the CDW phase is given by:

$$I(\varphi) = - \sum_n 2 \frac{I_0}{N} (n + \varphi) + \sum_n I_0 \frac{n + \varphi}{\sqrt{(n + \varphi)^2 + \Lambda^2}} \quad (14)$$

where $n \in [-N/2, N/2 - 1]$ if N is even and $n \in [-(N-1)/2, (N-1)/2]$ if N is odd.

$$I_0 = \frac{2\delta}{\phi_0} = \frac{ev_F}{L}$$

is the maximal current in one dimension. Eq.(14) for the persistent current is exact for a quadratic dispersion relation⁹. The first term is the persistent current $I_N(\varphi)$ in the normal state: $I_N(\varphi) = -2I_0 \varphi$ when N is odd and $I_N(\varphi) = -I_0 (2|\varphi| - 1)$ when N is even.¹⁰

After summation by parts and Poisson summation, the flux dependence of the total current can be conveniently cast in the Fourier expansion which is parity dependent:

$$I(\varphi) = 4I_0\Lambda_\varphi \sum_{m>0} (-1)^{Nm} K_1(2\pi m\Lambda_\varphi) \sin 2\pi m\varphi$$

K_1 is a modified Bessel function of the second kind⁸. The persistent current depends on the gap which is itself flux dependent. For pedagogical purpose, we first show the flux variation of the current *assuming a constant gap*, Fig.(9).

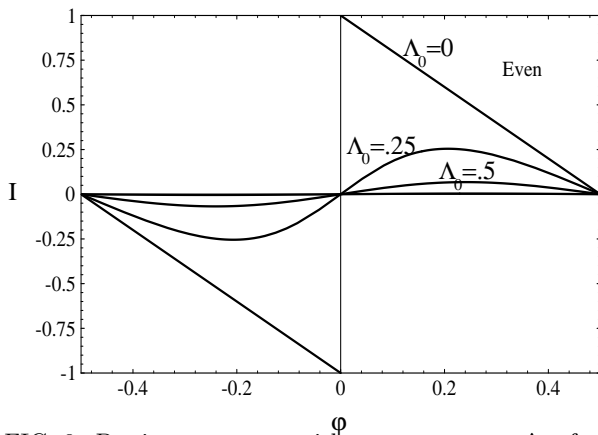


FIG. 9. Persistent current with a constant gap Δ_0 , for an even number of particles.

When the gap goes to zero, $K_1(x) \rightarrow 1/x$ and one recovers the current of the normal state⁶:

$$I(\varphi) = \frac{2}{\pi} I_0 \sum_{m>0} \frac{(-1)^{Nm}}{m} \sin 2\pi m\varphi$$

When the gap becomes larger than the interlevel spacing, the current is reduced exponentially as:

$$I(\varphi) = (-1)^N I_0 e^{-1.14L/\xi} \sin 2\pi\varphi$$

The variation of the gap itself with the flux must be taken into account. Fig.(10a) shows the variation of the current with the flux for $\Lambda_0 = .35$. When the flux increases, the gap decreases so that the current becomes larger (full line) than if the gap were constant (dashed line). When $\Lambda_0 = .25$, the CDW gap vanishes at a critical flux and the current recovers *continuously* its value in the metallic phase. This results contradicts those of ref.³ who found a discontinuity in the current. When N is odd, the current is trivially shifted by half a period $\phi_0/2$, at variance with the conclusion of ref.³.

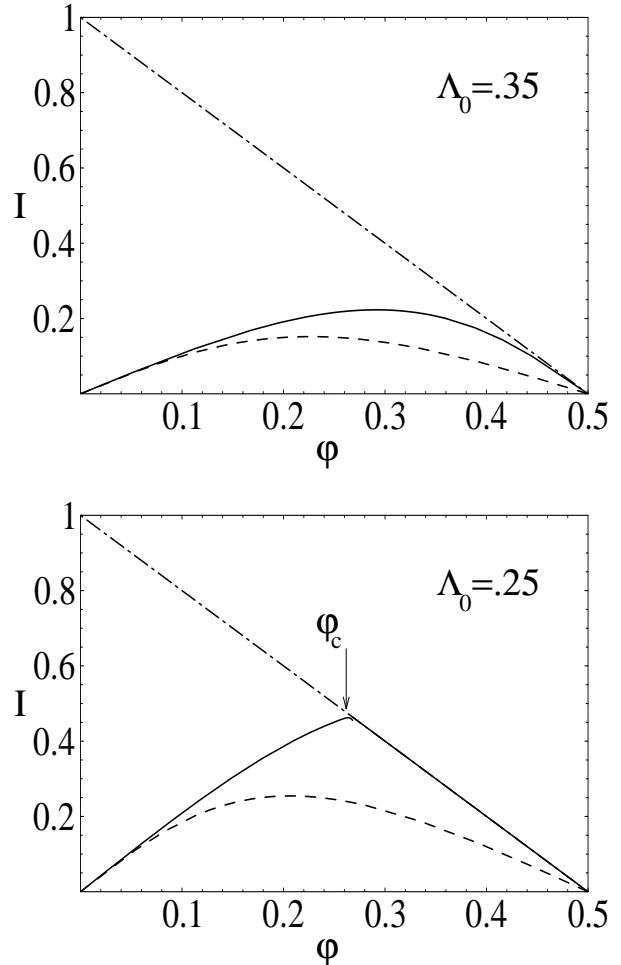


FIG. 10. Persistent current in the CDW phase (full line), for two values of the size L , in the case of even N . The dashed line shows the current if the gap were constant and the dotted-dashed line shows the current in the metallic phase.

VI. CONCLUSIONS

We have derived the mean-field thermodynamics of a CDW in a small 1D clean system in the presence of a magnetic flux. The stability of the CDW depends on the parity of the number N of particles. When the size decreases and becomes of the order of the coherence length $\xi = \hbar v_F / \pi \Delta$, the CDW order parameter increases if N is even, it decreases if N is odd. The CDW is stabilized by the magnetic flux when N is odd and it is destabilized when N is even. These results correct those of refs.^{2,3} who found that the flux always tends to suppress the Peierls instability.

These are the results for a one dimensional ring. They can be in principle generalized to the case of a many channel ring. Ref.² suggests that the current is simply multiplied by the number of chains. This is not true, as it is already known for the metallic phase that the current results from a subtle addition of the contributions

of the different channels¹¹. Such rings with few number of channels can be synthesized using thin-film growth of blue bronze oxides^{12,13}. The case of a 1D ring with short range interaction and impurities, a disordered Luttinger liquid, has been studied recently¹⁴. It would be interesting to see how the discreteness of the spectrum affects the obtained results.

Note added in proof: After this paper was accepted, I have been informed by F. Von Oppen of the existence of a related work with similar conclusions¹⁵. Here I have found the analytical expressions of the harmonics expansion of the critical temperature, gap and persistent current. They agree with previous numerical calculations. Ref.¹⁵ addresses the fluctuation effect.

-
- ¹ E.N. Bogachev, I.V. Krive, I.O. Kulik and A.S. Rozhavsky, Phys. Rev. B **42**, 7614 (1990)
 - ² M.I. Visscher, B. Rejaei and G.E.W. Bauer, Europhys. Lett. **36**, 613 (1996).
 - ³ J. Yi, M.Y. Choi, K.Park and E.-H. Lee, Phys. Rev. Lett. **78**, 3523 (1997).
 - ⁴ Yu. Latyshev, O. Laborde, P. Monceau and S. Klaumünzer, Phys. Rev. Lett. **78**, 919 (1997)
 - ⁵ N. Trivedi and D.A. Browne, Phys. Rev. B **38**, 9581 (1988)
 - ⁶ H.F. Cheung, Y. Gefen, E. Riedel and W. Shih, Phys. Rev. B **37**, 6050 (1988)
 - ⁷ A.J. Leggett, in *Granular nanoelectronics*, Vol. 251, NATO ASI D.K. Ferry, J.R. Barker and C. Jacobini eds. (Plenum New-York 1991), p.297
 - ⁸ The modified Bessel functions of the second kind, $K_\nu(x)$, are given by: $K_\nu(x) = \int_0^\infty e^{-x \cosh t} \cosh(\nu t) dt$. Handbook of Math. Funct., M. Abramovitz and I. Stegun (Dover).
 - ⁹ A linear dispersion relation for the normal phase would give a zero current in the normal phase.
 - ¹⁰ ref.² confuses the expression of the current for even and odd parities.
 - ¹¹ H.F. Cheung, Y. Gefen and E. Riedel, IBM J. Res. Develop. **32**, 359 (1988)
 - ¹² H.S.J. van der Zant, O.C. Mantel, C. Dekker, C. Traeholt and H.W. Zandbergen, Phys. Rev B **55**, 4017 (1996)
 - ¹³ O.C. Mantel, H.S.J. van der Zant, A.J. Steinfert, C. Dekker, J.E. Mooij and C. Traeholt, App. Phys. Lett. **68**, 3823 (1996)
 - ¹⁴ T. Giamarchi and B.S. Shastri, Phys. Rev. B **51**, 10915 (1995)
 - ¹⁵ B. Nathanson, O. Entin-Wohlman and B. Mühlischlegel, Phys. Rev. B **45**, 3499 (1992)