

Coherent Electrodynamic Processes in Solid Molecular Hydrogen

M. Buzzacchi, E. Del Giudice, G. Preparata, S.S. Xue^(a)

INFN - Section of Milan, Via Celoria 16, Milan, Italy
Dipartimento di Fisica dell'Università di Milano

Abstract

The many experimental puzzles of solid hydrogen, that seem to defy the generally accepted view of condensed matter, are shown to be a rather straightforward consequence of a new approach to condensed matter physics, that takes into account the coherent electrodynamic processes, predicted by Quantum ElectroDynamics (*QED*), that have been so far overlooked. As a consequence, a revision of the present view, based on electrostatic forces only, is called for.

November 1997
PACS 33.10, 62.50, 64.70

^{a)} E-mail address: xue@mi.infn.it

Much as the hydrogen atom has been the paradigm-problem of Atomic Physics, it would seem that solid hydrogen should have the same role in solid state physics, a simple and essential testing ground of the prevailing theoretical ideas on condensed matter. And yet, solid hydrogen has become over the years an embarrassing puzzle, a source of remarkable discoveries that have found the generally accepted paradigm, that somewhat impressionistically we may describe as the Electrostatic Meccano¹, quite off-balance. Indeed, there are two major aspects of solid hydrogen phenomenology that, in our opinion, expose the inadequacy of the present view: at low pressure the observed equation of state defies all efforts based on "reasonable" two-body potentials, and appears to require the action of "many-body forces" [1], while at high pressure metallic hydrogen, predicted by the classic work of Wigner and Huntington [2] to occur at pressures of 25 GPa, at pressures ten times larger still eludes detection. On the other hand, for $P \approx 150$ GPa a new remarkable phase of molecular hydrogen, namely solid hydrogen III, has been discovered about ten years ago, characterized by intense infrared absorption and a sharp discontinuity in the vibron frequencies [3], [4].

In this Letter we wish to report a few results on the physics of solid molecular hydrogen of a new approach to condensed matter which, based on *QED*, takes finally into account the non-negligible collective electrodynamic actions that the elementary systems (atoms and molecules) exert upon each other at high enough densities and low enough temperatures. As the basic theory, as well as a few relevant applications to the physics of condensed matter have been published in a recent, readily accessible book [5], here we shall refrain to review the theory², and only mention the two theoretical developments which, as we will show, have an important bearing upon the physics of solid molecular hydrogen, namely the application of the *QED* coherent interaction to the solidification of ⁴He [5], [7] and to the dynamics and thermodynamics of liquid water [5], [8].

Let us then address first the problem of solidification of molecular hydrogen at low pressures. We shall follow London [9] in modeling the solid as an ensemble of cages where each molecule "rattles", confined by its nearest neighbours. As we are not interested in a detailed calculation of the spatial structure of the solid, but only on the collective electrodynamic interactions, that have been so far neglected, we shall model the cage as a spherical cavity [7] of radius $R = r - r^*$, where r is the average intermolecular distance and r^* is the radius of the co-volume, that we evaluate by imposing that at r^* the total energy, kinetic plus Lennard-Jones, be zero. For H_2 and D_2 we obtain $r^* = 2.79 \text{ \AA}$ and 2.80 \AA respectively. As explained in Refs.[5], [7], the main idea is that due to its repulsive interaction with the nearest neighbours, the walls of its cage, each molecule, slightly violating the Born-Oppenheimer approximation, develops a weak electric dipole, through which it gets coupled to the quantized modes of the electromagnetic field. By means of these simple considerations we may look at our molecules as two-level systems, "oscillating" between the *s*-wave ground state and the *p*-wave first-excited state, whose energies are

$$E_0 = \frac{\pi^2}{2mR^2} , \quad E_1 = \frac{(4.49)^2}{2mR^2} \quad (1)$$

¹According to the generally accepted view, the interactions among the atomic/molecular systems of condensed matter have an electrostatic nature, hence a short-range character, just like the mechanical forces that hold together the pieces of a Meccano.

²We believe it should also be of some interest to the reader to consult a recent article [6] by C.P. Enz, where the basic theoretical ideas of *QED* coherence are critically analysed.

respectively ³, resonantly coupled to the electromagnetic modes of frequency

$$\omega = E_1 - E_0 = \frac{10.29}{2m(r - r^*)^2}. \quad (2)$$

In order to complete the quantitative characterization of the two-level system we must estimate the size of its electric dipole, which determines the strength of its coupling to the radiation field. As argued in Refs. [5], [7], a reliable estimate of the dipole $D(r) = 2ed(r)$ can be obtained by equating the repulsive potential of two dipoles at the distance r with the repulsive part of the Lennard-Jones potential, i.e. by setting

$$\Delta \left(\frac{R_m}{r} \right)^{12} = 4\alpha \frac{d(r)^2}{r^3}, \quad (3)$$

where $\Delta=36.7$ K and $R_m=3.32 \text{ \AA}$ for H_2 (35.2 K and 3.31 \AA in D_2) as determined by the second virial coefficient of the gas phase [10], and $\alpha = \frac{1}{137}$ is the fine structure constant.

Once we know $\omega(r)$, and the effective coupling constant given by

$$g(r) = \left(\frac{4\pi}{3} \right)^{1/2} \frac{2ed(r)}{\omega(r)^{1/2}} \left(\frac{N}{V} \right)^{1/2}, \quad (4)$$

the coherent many-body electrodynamic interaction is fully determined [5], [7], and we find that for $P = 0$ and $T = 0$, at the density of the solid

$$g(r = 3.79A) = 1.72 > g_C = \left(\frac{16}{27} \right)^{1/2} \simeq 0.77, \quad (5)$$

Similarly for deuterium we find $g(r = 3.71\text{\AA})=2.32$, that is we are in the regime of strong coherence for both isotopes. In Figure 1 we report the energetics of both solid hydrogen and deuterium as a function of the intermolecular distance r . Please note that $\omega(r) \rightarrow \infty$ as $r \rightarrow r^*$ and Eq.(4) predicts that $g(r) < g_C$, thus for such values of r the energy gain from the long-range coherent interaction disappears. For the zero-pressure binding energies of a molecule in the lattice, we obtain the values $E= - 83$ K for H_2 (exp. $- 85.5$ K [11]) and $E= - 127$ K for D_2 (exp. -132 K [11]). It should also be perfectly clear that for this mechanism to be operative one needs a well defined $\omega(r)$, a requirement that only a crystalline structure can meet.

Without much ado, and in an obviously perfectible way, we may extend our calculation for $T \neq 0$. In Ref. [5] it is shown that the disordering effect of thermal fluctuations produces a two-fluid system, comprising an ordered solid in patches of the size of the Coherence Domain (CD), of radius $R_{CD} \simeq \frac{\pi}{\omega(r)}$, and a disordered fluid that resides in the interstices. The T -dependence of the coherent, ordered fraction is given by (Figure 2):

$$\rho_C(T) = 1 - \frac{4\pi}{V_{CD}} \int_0^{R_{CD}} r^2 \exp\left(-\frac{\delta(r)}{T}\right) dr, \quad (6)$$

³We are using here the "natural units", where $\hbar = c = k_B = 1$

where V_{CD} is the volume of the CD, and $\delta(r)$ is a well defined r -dependent gap [5], that arises from the coherent electrodynamic process we have described above. Thus, for the free energy per molecule in the solid we may write:

$$F_{solid}(T) = \rho_C(T)\delta_0 + (1 - \rho_C(T)) \left[-T \ln \left(e \left(\frac{V}{N} \right)_{solid} Z_{rot} \right) \right] + E_{e.s.,liquid} + \delta_{e.s.}, \quad (7)$$

where Z_{rot} is the rotational partition function of the molecule, and $\delta_{e.s.}$ is the "electrostatic" gap between the solid and the liquid phase, which in the mean field approximation, by use of the pair-potential and the values of the molar volumes in the liquid $V_L = 26.1 \text{ cm}^3$ and in the solid $V_S = 23.15 \text{ cm}^3$, turns out to equal $\delta_{e.s.} = E_{e.s.,solid} - E_{e.s.,liquid} \simeq -4 \text{ K}$. In a similar fashion we have for the liquid free energy per molecule:

$$F_{liquid}(T) = -T \ln \left[e \left(\frac{V}{N} \right)_{liquid} Z_{trans} Z_{rot} \right] + E_{e.s.,liquid} \quad (8)$$

where Z_{trans} is the translational partition function. In Figure 3 we have plotted the free energy difference per molecule between the solid and the liquid phase, as a function of temperature for $P=0$. We see that the two curves cross zero at $T=13.5 \text{ K}$ for H_2 and $T=17 \text{ K}$ for D_2 , in adequate agreement with the observed solidification temperatures $T_{SL}=13.96 \text{ K}$ of H_2 and $T_{SL}=18 \text{ K}$ of D_2 respectively.

For finite T , as the pressure increases, London's spherical cage ceases to be a good approximation, as we can easily understand from the vanishing of the gap when $r \rightarrow r^*$ (see Fig. 1). Thus at high pressure we expect the precise spatial structure and the rotational state of the molecules to realize a new "cage configuration", whose energetic advantage will possibly lead, as observed, to a transition to the phase II.

Leaving the complex and fascinating subject of phase II at this qualitative level of understanding, we wish now to address the extremely intriguing problem of phase III, reached at pressures of about 150 GPa. As well known, the signal of this phase transition is a gigantic increase in the absorbance of the infrared (IR) vibron mode and a sharp discontinuity $\Delta\nu$ in the frequencies of both IR and Raman vibrons. Both facts have been, in our opinion, correctly interpreted in a recent paper [12], as arising from a sudden change in the electronic configuration of the H_2 (D_2) molecule, which thus acquires a permanent electric dipole. However, we think the mechanism of dielectric instability, proposed in the above work to account for this most interesting phase transition, hardly believable. We shall now show that QED coherence has something very relevant to say also for phase III. Indeed, even though the electromagnetic couplings of the molecular ground state to the excited states ($\Delta E \geq 10 \text{ eV}$) is known to be rather small, like it happens in the H_2O molecule [8], the access to a coherent ground state is made possible by a photon "mass term" inside the solid given by: ⁴

$$\mu_{\gamma, \vec{k}}^2 = -e^2 \left(\frac{N}{V} \right) \sum_n \frac{\omega_k^2 (E_n - E_\alpha)}{(E_n - E_\alpha)^2 - \omega_k^2} \sum_{i,j=1,2,3} \sum_{r=1,2} \langle \alpha | \vec{\epsilon}_{\vec{k},r}^* \cdot \vec{x}_j | n \rangle \langle n | \vec{\epsilon}_{\vec{k},r} \cdot \vec{x}_i | \alpha \rangle, \quad (9)$$

where \vec{k} refers to the electromagnetic field mode with momentum \vec{k} , $\omega_{\vec{k}}$ is the energy of the mode ($\omega_{\vec{k}} = |\vec{k}|$ in free space) and $|n\rangle$ is a complete set of molecular states of energy E_n . By performing an analysis totally similar (but for the

⁴See for instance Ref. [5], pages 50-53 and 195-205

different experimental inputs: oscillator strengths and energy spectrum) to the one carried out for water [5], [8], we obtain the following results:

- the threshold for the coherent electrodynamic process that rearranges the electronic configuration of the H_2 (D_2) molecule occurs at

$$\frac{\rho}{\rho_0} \simeq 8 \quad (10)$$

to be compared with $\left(\frac{\rho}{\rho_0}\right)_{exp} \simeq 9$

- in the new configuration the molecules are in a state

$$|C\rangle = \cos\theta|0\rangle + \sin\theta e^{-i\omega_r t}|\Pi_u\rangle, \quad (11)$$

with

$$\sin\theta = 0.28, \quad (12)$$

a superposition of the ground state $|0\rangle$ and the molecular configuration $|\Pi_u\rangle$, whose energy in the gaseous state is $E(\Pi_u)=12.4$ eV;

- the energy gain per molecule, the gap δ_e , turns out to be rather small:

$$\delta_e \simeq -0.10 \text{ eV}. \quad (13)$$

Estimating the electric dipole of the $|\Pi_u\rangle$ state by analogy with the HCl molecule [13]

$$\frac{D}{e} \simeq 2 \cdot 10^{-9} \text{ cm} \quad (14)$$

yields an oscillator strength for the IR vibron

$$f_{th} \simeq \frac{2}{3} m_e \omega_{vibron} \sin^4\theta \left(\frac{D}{e}\right)^2 = 1.13 \cdot 10^{-5}, \quad (15)$$

to be compared with $f_{exp} \simeq 1.2 \cdot 10^{-5}$ [1].

With the above informations we may also evaluate the frequency shifts $\Delta\nu$ of the vibrons in Phase III. Indeed, our model predicts that, as the threshold for electronic coherence is reached, the vibrational dynamics of the protons will undergo a discontinuous change. In fact, when the electronic wave function acquires a small but finite admixture of the dipolar configuration $|\Pi_u\rangle$, the protons no longer oscillate in the previous potential well. Quantitatively, we took the experimentally known frequencies of the intramolecular stretching modes in the gaseous phase for the ground and first-excited electronic levels, in which the vibron has the values $\nu=4395$ (3118) cm^{-1} and $\nu^*=2442$ (1736) cm^{-1} in H_2 (D_2) respectively [13], and the value of the "mixing angle" $\theta \simeq 0.29$.

In the coherent electronic ground state (Eq. 11) which marks phase III, the old vibron is replaced by a new vibron, whose frequency is:

$$\nu_{III} = \nu \cos^2\theta + \nu^* \sin^2\theta \quad (16)$$

i.e. 4235 cm^{-1} in H_2 and 3005 cm^{-1} , yielding downward shifts $\Delta\nu = 160\text{ cm}^{-1}$ in H_2 and 113 cm^{-1} in D_2 , only somewhat larger than those observed by Mao and Hemley [3] at finite ($T=77\text{ K}$) temperature, i.e. about 103 cm^{-1} for deuterium. In view of our neglect of the effect of pressure and temperature on the vibron frequencies, we regard this result as quite satisfactory.

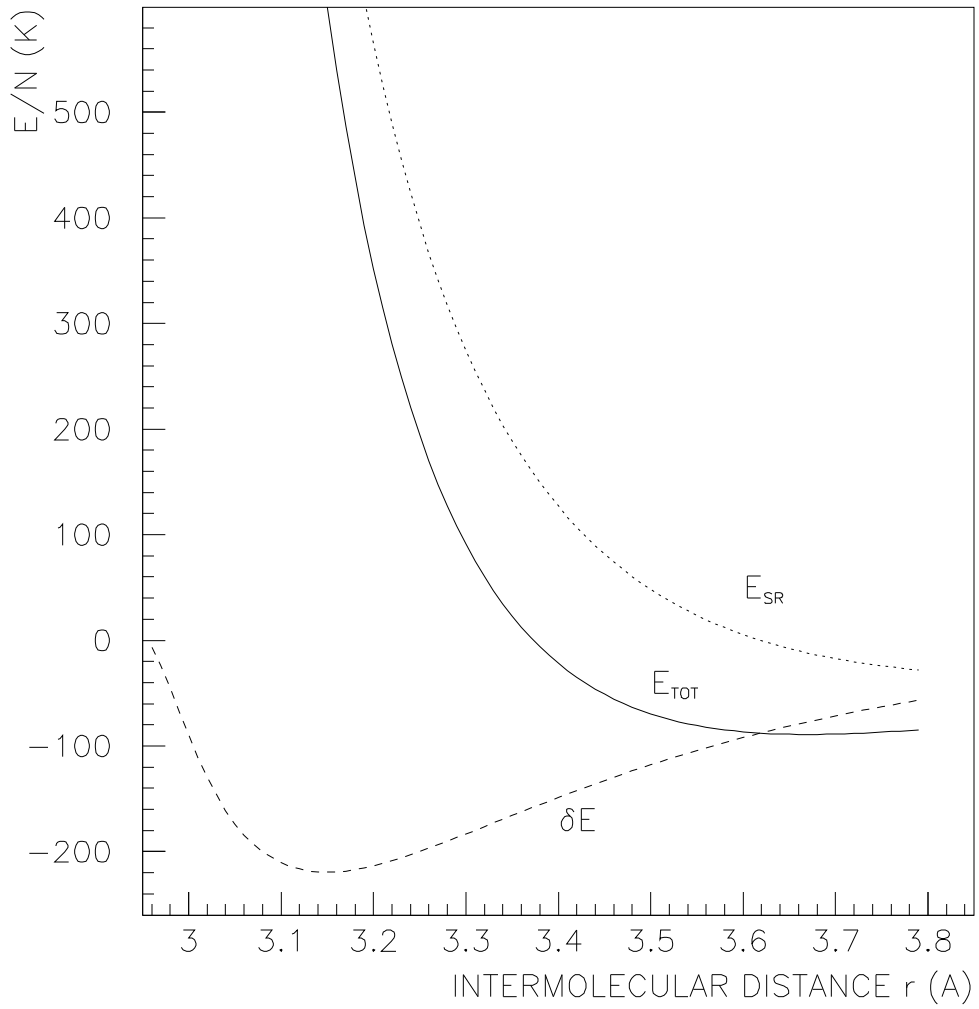
In Figures 4a, 4b we present our results for the equation of state of solid hydrogen compared with recent experimental data [15]. It provides better agreement than other calculations based on a purely electrostatic approach [16].

In conclusion, we believe we have provided sufficient evidence to recommend a serious and rational reconsideration of the prevailing views of condensed matter, especially in the light that the approach, which we have shown to account effortlessly for many puzzles of solid hydrogen, encompasses *all* the *QED* interaction mechanisms, not merely the electrostatic ones.

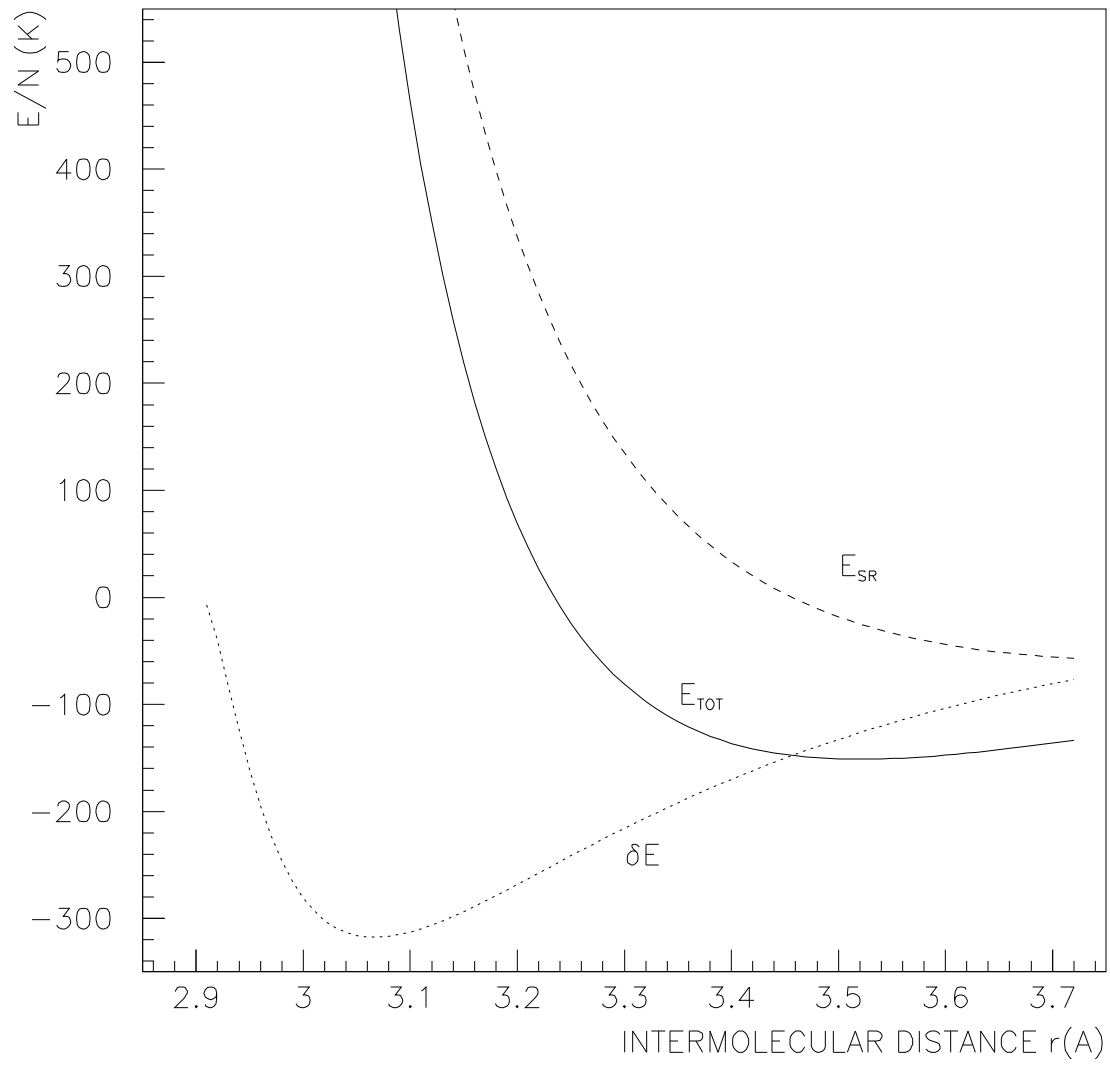
References

- [1] H.K. Mao, R.J. Hemley, *Rev. Mod. Phys.* **66** (1994) 671.
- [2] E.P. Wigner, H.B. Huntington, *J. Chem. Phys.* **3** (1935) 764.
- [3] H.K. Mao, R.J. Hemley, *Phys. Rev. Lett.* **61** (1988) 857.
- [4] H.E. Lorenzana, I.F. Silvera, *Phys. Rev. Lett.* **63** (1989) 2080.
- [5] G. Preparata, *QED Coherence in Matter* (World Scientific, Singapore, 1995).
- [6] C.P. Enz, *Helv. Phys. Acta* **70** (1997) 141.
- [7] E. Del Giudice, C.P. Enz, R. Mele, G. Preparata, *Nuovo Cimento* **15 D** (1993) 3613.
- [8] R. Arani, I. Bono, E. Del Giudice, G. Preparata, *Int. J. Mod. Phys.* **B 9** (1995) 1813.
- [9] F. London, *Superfluids* (Wiley, New York, 1954).
- [10] A. Michels, W. De Graff, C.A. Ten Seldam, *Physica* **26** (1960) 393.
- [11] I.F. Silvera, *Rev. Mod. Phys.* **52** (1980) 393.
- [12] B. Edwards, N.W. Ashcroft, *Nature* **388** (1997) 652.
- [13] G. Herzberg, *Molecular Spectra and Molecular Structure I. Spectra of Diatomic Molecules* (Van Nostrand, Princeton, 1950).
- [14] M. Scherboom, *Phys. Rev.* **B 53** (1996) 4957.
- [15] P. Loubeyre *et al.*, *Nature* **383** (1996) 702.
- [16] T.S. Duffy *et al.*, *Science* **263** (1994) 1590.

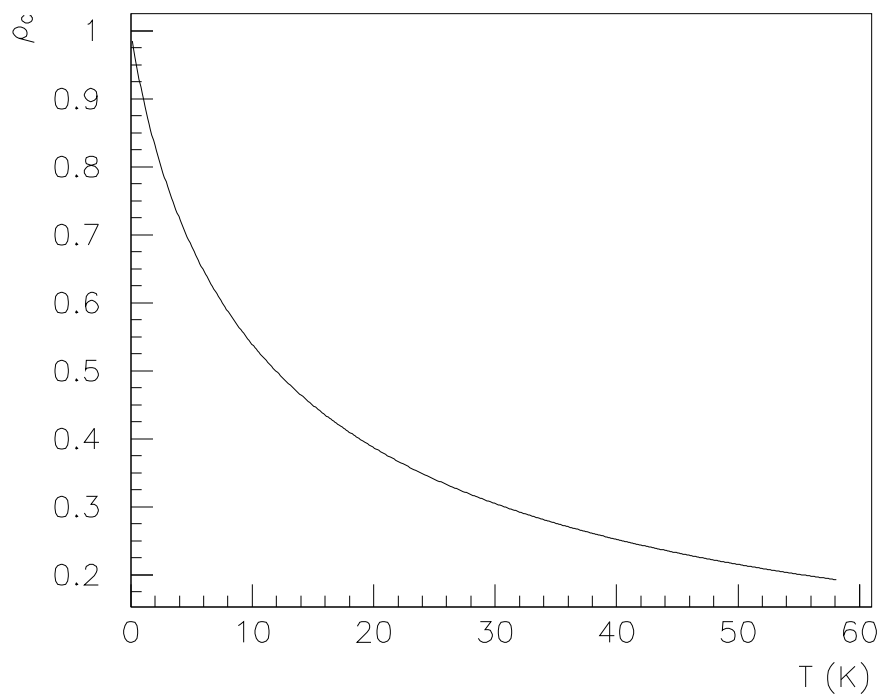
SOLID H₂



SOLID D₂



The coherent fraction of H₂ as a function of T



$F_s - F_L$ FREE ENERGY DIFFERENCE BETWEEN THE SOLID AND THE LIQUID

