

# Self-organized criticality in stick-slip models with periodic boundaries

Kwan-tai Leung<sup>1</sup>, Jørgen Vitting Andersen<sup>2</sup> and Didier Sornette<sup>3,4</sup>

<sup>1</sup> *Institute of Physics, Academia Sinica, Taipei, Taiwan 11529, R.O.C.*

<sup>2</sup> *Department of Mathematics, Imperial College, Huxley Building, 180 Queen's Gate, London SW7 2BZ, U.K.*

<sup>3</sup> *Laboratoire de Physique de la Matière Condensée, CNRS, Université de Nice-Sophia Antipolis, Parc Valrose, 06108 Nice Cedex 2, France*

<sup>4</sup> *Department of Earth and Space Sciences and Institute of Geophysics and Planetary Physics University of California, Los Angeles, California 90095-1567, U.S.A.*

(Last revised May 18, 2019)

A spring-block model governed by threshold dynamics and driven by temporally increasing spring constants is investigated. Due to its novel multiplicative driving, criticality occurs even with periodic boundary conditions via a mechanism distinct from that of previous models. The results show a high degree of universality. This behavior should be relevant to a class of systems approaching equilibrium under a punctuated threshold dynamics.

PACS numbers: 64.60.Lx, 64.60.-i, 05.70.Jk

Out-of-equilibrium driven systems with threshold dynamics exhibit a rich phenomenology, from synchronized behavior [1,2] to self-organized criticality (SOC) [3–5]. SOC refers to the spontaneous organization towards a kind of dynamical critical steady state. Threshold out-of-equilibrium dynamics encompasses many systems, such as neural networks, solid friction, rupture with healing, earthquakes and avalanches. It is now understood qualitatively that there is a class of models exhibiting SOC as a result of their tendency to synchronize [6]. This tendency is however frustrated by constraints such as open boundary conditions [6] and quenched disorder [7] which leads to a dynamical regime at the edge of synchronization, the SOC state. Another class, so-called extremal models, are understood to exhibit SOC due to the competition between local strengthening and weakening due to interactions [8]. In a third class of models, SOC results from the tuning of the order parameter of a system exhibiting a genuine critical point to a vanishingly small, but positive value, thus ensuring that the corresponding control parameter lies exactly at its critical value for the underlying depinning transition [9]. The issue is furthermore complicated by the fact that a notable fraction of numerical and experimental works [10–12] claiming the observation of SOC from the measurements of powerlaw distributions rely on the slow sweeping of a control parameter towards a critical point [13,14].

The purpose of this letter is to present a variation of spring-block models using a novel form of driving by *multiplicative* loading. The surprising result is that, when the dynamics is conservative and for *periodic boundary conditions* (PBC), the system self-organizes into a steady state with long-range order and a power law distribution of avalanche size. This is in contrast to all previous stick-slip models [4,6,15] that need either open boundary conditions and/or dissipation to exhibit SOC (in order for synchronization *not* to occur). None of the four

above mechanisms seem at work in the present situation. We conjecture that this new class appears as a result of the multiplicative nature of the driving, known in simpler models to lead to stationary dynamical states with power law distributions [16]. Our model exhibits the dual property of approaching (without ever reaching) an equilibrium state in terms of block positions while at the same time being characterized by a steady state in the force variables. To our knowledge our model is the first of its kind to show SOC in approach to an equilibrium state, and as such suggests a new class of experimental systems which could exhibit a self-organized critical state.

**Model:** We consider a two-dimensional spring-block model consisting of an array of blocks interconnected among nearest neighbors by coil springs. The springs have the same spring constant  $K$  and relaxed spring length  $l$ . Initially, the array is stretched to a lattice spacing  $a > l$  and placed on a frictional substrate which is characterized by a static threshold  $F_s$  for slipping. Disorder is introduced in the form of random displacements  $(x, y)$  of the blocks about the coordinates  $(ia, ja)$  on a square lattice, where  $-A \leq x, y \leq A$  and  $i, j = 1, \dots, L$ . The force between two neighboring blocks at  $\vec{r}$  and  $\vec{r}'$  is given by the Hooke's law  $(|\vec{r} - \vec{r}'| - l)K$ . Since we are interested in dynamics primarily governed by tensile stresses, this nonlinear dependence on the coordinates leads to unnecessary complications in the algorithm. To simplify and compare with similar models, we expand the expression to first order in  $(x, y)$  to obtain the force components on a block in the bulk at  $(i, j)$  [17]

$$\begin{aligned} F^x &= (x_{i+1,j} + x_{i-1,j} - 2x_{i,j})K \\ &\quad + (x_{i,j+1} + x_{i,j-1} - 2x_{i,j})sK \\ F^y &= (y_{i+1,j} + y_{i-1,j} - 2y_{i,j})sK \\ &\quad + (y_{i,j+1} + y_{i,j-1} - 2y_{i,j})K, \end{aligned} \quad (1)$$

where  $s = 1 - l/a > 0$  is the initial strain. It is impor-

tant to stress that the terms proportional to  $s$  leads to anisotropic couplings to nearest neighbors in the transverse direction, which is essential for SOC to appear. The coupling and the SOC state disappears for  $s = 0$  or in 1D-chains.

Starting with a stable configuration with net force  $F \equiv \sqrt{F_x^2 + F_y^2} < F_s$  for all the blocks, we drive the system by gradually increasing  $K$  until one of the blocks becomes unstable. As in [4], the block is assumed to slip to its equilibrium position defined by  $F = 0$ , ignoring overshoot:

$$\begin{aligned} F_{i,j}^x &\rightarrow 0, & F_{i,j}^y &\rightarrow 0; \\ F_{i\pm 1,j}^x &\rightarrow F_{i\pm 1,j}^x + \alpha F_{i,j}^x, & F_{i\pm 1,j}^y &\rightarrow F_{i\pm 1,j}^y + s\alpha F_{i,j}^y; \\ F_{i,j\pm 1}^x &\rightarrow F_{i,j\pm 1}^x + s\alpha F_{i,j}^x, & F_{i,j\pm 1}^y &\rightarrow F_{i,j\pm 1}^y + \alpha F_{i,j}^y, \end{aligned} \quad (2)$$

where  $\alpha = 1/(2 + 2s)$ . This locally conserves the force components, thus the conservative nature of the model. Since the forces are linear in displacements, it is possible to invert (1) and formulate the model solely in terms of force variables, as in [4].

The resulting modification of the stress environment may trigger further slips in neighboring blocks, and hence an avalanche, until  $F < F_s$  is restored for all blocks. Then  $K$  is increased again and the slip process continues [18].

If  $F_s$  was zero, the only stable (minimal energy) configuration would be that the blocks were exactly at the nodes of a perfect square lattice of mesh size  $a$ . The non-vanishing friction thus creates a large ensemble of coexisting metastable states which is responsible for the complex dynamics. For  $F_s \neq 0$  and  $s \neq 0$ , the toppling rules (2) do not put the blocks in their minimum energy configuration due to the couplings to its four neighbors. This ensures that a block will go on becoming unstable ad infinitum as long as  $K$  is increased indefinitely.

The *multiplicative* loading is motivated by the stiffening of an overlayer caused by a desiccation process, originally used to study cracks [19]. It differs from the usual *additive* loading in sandpiles [3–6] and stick-slip models [15,17] where physically the driving force arises from the dropping of grains onto a pile or from the steady relative motion of two frictional surfaces. Those systems are known to exhibit self-organized criticality in non-equilibrium steady states. In contrast, our system approaches an *equilibrium* instead of a steady state.

Without loss of generality, we hereafter choose our units such that  $a = 1 = F_s$ . Of the remaining dimensionless parameters  $\{s, A, K\}$ ,  $s$  sets the equilibrium length scale,  $A$  characterizes the amount of initial disorder, and  $K$  defines the “time”  $t \equiv K$ .

**Results:** We have simulated the model for  $0 \leq s \leq 1$ ,  $A = 0.02, 0.18, 0.4$ , and system sizes  $20 \leq L \leq 300$ . We are mainly interested in the possibility of SOC with PBC as this most differentiates us from previous works. Unless stated otherwise, PBC is assumed hereafter. For comparison, we also use free boundary conditions (FBC) with no block beyond the edges and corners, and cylindrical boundary conditions (CBC) with one pair of parallel

edges periodic and the other pair free. All these boundary conditions respect the conservation law of the force component. The system equilibrates and contracts for CBC and FBC, whereas it only equilibrates for PBC.

The evolution of the system is monitored by the variation of the stress tensor [19],  $\sigma(\vec{r}, t)$ , via the local spring tension  $b \propto \sqrt{\text{Tr}\sigma^2} \equiv \sigma$ . We compute the structure factor  $S(\vec{k}, t) = \langle |\tilde{\sigma}(\vec{k}, t)|^2 \rangle / L^2 - L^2 \delta_{\vec{k},0} \langle \overline{\sigma(\vec{k}, t)} \rangle^2$ , where  $\tilde{\sigma}$  is the Fourier transform, the overline means a spatial average, and angular brackets mean an ensemble average. Weighted by the circular average  $S_{\text{cir}}(k, t)$ , a characteristic length of the stress field can be defined using the second moment  $R(t) = \langle k^2 \rangle_{\text{cir}}^{-1/2}$ .

The system evolves from large disorders to small disorders in which the arrangement of the blocks converges onto a perfect lattice. An analogy to spinodal decomposition [20] suggests coarsening in the stress field. We indeed find a power-law growth  $R(t) \sim t^\phi$ , where  $\phi = 0.33 \pm 0.01$  (cf. [19]) for all  $s$  and  $A$ , as illustrated in Fig. 1. This universal behavior and the value of  $\phi$  agree with the expectation from spinodal decomposition (with a conserved order parameter).

Following the power-law growth,  $R(t)$  reaches a plateau. Its value  $R_0$  depends on  $s$  (but not  $A$ ) and the rate at which it is reached depend on  $s$  and  $A$ . The plateau extends up to ten decades in  $t$ , until reaching the limit of numerical accuracy (i.e.,  $10^{-15}$  in  $F$ , using double precision). This plateau is the first evidence for the existence of a steady state in this model with multiplicative loading.

We now present the evidence which shows that the system is operating at a critical steady state on the plateau. Firstly, for fixed  $s$ , we find the finite-size effect  $R_0(s, L) \propto L$  (see Fig. 2), which implies long-range correlations in the stress field. Since  $sL$  is the length the system has to contract to reach a stress-free state – but which it cannot achieve due to PBC – the positions of the blocks will be in a frustrated state correlated over this distance. For fixed  $L$ , we therefore expect  $R_0(s, L)$  to increase linearly in  $s$ , which has been verified except for  $s$  very close to 0 or 1.

Secondly, we compute  $\bar{F}(t)/F_s$  as a measure of the effective “distance” of the system from the instability limit. This ratio fluctuates about a constant on the plateau (see Fig. 3), meaning that the displacements diminish as  $1/K$  as the blocks move closer to the nodes of a regular lattice. Thus, the system approaches its equilibrium in a punctuated manner, driven into a marginally stable steady state by the threshold dynamics without ever reaching the final equilibrium. We note that the existence of a plateau of  $\bar{F}(t)/F_s$  is the usual signature of a dynamical steady states in SOC models [3–7].

Thirdly, the distribution for slip size  $S$  approaches a power law as  $R(t) \rightarrow R_0$ :  $P(S) \sim S^{-(B+1)}$  with  $B = 0.15 \pm 0.05$  (see Fig. 4). Taken all together, the stationary value of the characteristic length  $R(t)$ , the fluctuation of  $\bar{F}(t)/F_s$  around a constant value and the power law

distribution of avalanche size qualify a SOC regime.

While sharing some of their properties, our system is however quite different from both the usual approach to thermodynamic equilibrium under spinodal decomposition [20] and the non-equilibrium steady states in previous SOC models [3–7]. This is because our system obeys conservative threshold dynamics *and* PBC. It is well known that all previous models constructed with threshold dynamics do not exhibit SOC with PBC, because the periodic boundaries do not allow an outflux of the conserved quantity (e.g., the total number of grains or the total force on the array) to balance its influx from external sources. The key difference with our model is that the variables  $F_x$  and  $F_y$  which are redistributed conservatively can be of either sign, with the total force remained at 0 during both block slips and an increase in  $K$ , so that the variable  $F$  which determines topplings (i.e., slips) is neither monotonic nor conserved. This separation of the conservation law from the toppling condition allows for criticality despite PBC. Another way to rationalize our results is to notice, as mentioned above, the multiplicative nature of the loading. The mechanisms at work to produce powerlaws in the presence of multiplicative noise (amplification by multiplication followed by reinjection) [16] might also be relevant here.

Turning our attention to the effects of boundary conditions, we find that the critical exponent  $B$  is within numerical uncertainty the same for FBC and CBC as for PBC. This is remarkable because the boundary conditions have different equilibrium states and paths of approach, and SOC systems are known to be very sensitive to boundary conditions, particularly to the existence of free edges. It illustrates that the mechanism of generating power laws in our model is very different from all the others where spatial inhomogeneities in the parameter  $\alpha$ , such as from free edges, are needed. Our model depends significantly on only one factor, namely the conservation. To show this, we introduce non-conservation by adding a term  $-(x, y)\kappa K$  to  $(F_x, F_y)$  in (1), which may be thought of representing harmonic couplings of each block with another surface, as in earthquake models [4]. The parameter  $\kappa$  then quantifies the level of non-conservation, with  $\alpha$  in (2) replaced by  $1/(2+2s+\kappa)$  [4,17]. For not too small  $\kappa(\geq 0.1)$ ,  $\bar{F}(t)/F_s$  does not show any stationary regime, and consequently the SOC state which exists for  $\kappa = 0$  is lost. Furthermore,  $P(S)$  becomes exponential for all choices of sampling intervals in the time  $t$ . For small  $\kappa$ , we cannot exclude the existence of a small interval near  $\kappa = 0$  in which stationarity and power laws prevail.

**Conclusion:** It has been suggested that SOC in sandpile and spring-block models arises from a de-synchronization mechanism that is initiated due to inhomogeneities from a free boundary [6]. We have studied a system which shows SOC without any spatial inhomogeneity arising from boundary effects, thereby providing an alternative mechanism. The observed power law exponent is extremely robust (universal) as it does not seem to depend on the initial disorder, the initial strain, the size of the

system and the type of boundary conditions.

While exhibiting a well-defined steady state in the characteristic length and the average force, the model has also a transient nature when viewed in the distance  $|\vec{r} - \vec{r}'| - l$  to the equilibrium and in the sweeping of the spring coefficient  $K$ . This teaches us that experimental systems that appear transiently driven might in fact be stationary in the variable relevant to the dynamics, especially when converging to a fundamental equilibrium state. Search schemes and optimization techniques using the sweeping of a control parameter such as in simulated annealing to get access to the fundamental state or to the optimal solution might exhibit this kind of phenomenon in which the relaxation is characterized by a wide distribution of jumps.

The authors wish to thank Henrik Jeldtoft Jensen for useful discussions. J.V.A. wishes to acknowledge supports from the European Union Human Capital and Mobility Program contract number ERBCHBGCT920041 under the direction of Prof. E. Aifantis. K.-t.L. is supported by the National Science Council and the NCHC of ROC. D.S. is partially supported by NSF EAR9615357.

- 
- [1] S.H. Strogatz and I. Steward, Scientific American **269**, 102 (Dec, 1993).
  - [2] A.V.M. Herz and J.J. Hopfield, Phys. Rev. Lett. **75**, 1222 (1995).
  - [3] P. Bak, C. Tang, K. Wiesenfeld, Phys. Rev. A **38**, 364 (1988); Dhar D. et Ramaswamy R., Phys.Rev.Lett. **63**, 1659 (1989); Dhar D., Phys.Rev.Lett. **64**, 1613 (1990).
  - [4] Z. Olami, J. S. Feder, and K. Christensen, Phys. Rev. Lett. **68**, 1244 (1992); K. Christensen and Z. Olami, Phys. Rev. A **46**, 1829 (1992).
  - [5] H. Feder and J. Feder, Phys. Rev. Lett., **66**, 2669 (1991); I.M. János and J. Kertész, Physica A **200**, 179 (1993); J. E. S. Socolar, G. Grinstein and C. Jayaprakash, Phys. Rev. E **47**, 2366 (1993); P. Grassberger, Phys. Rev. E., **49**, 2436 (1994).
  - [6] K. Christensen, PhD Thesis Oslo, (Nov. 1992); A. Corral, C.J. Pérez, A. Díaz-Guilera and A. Arenas, Phys.Rev.Lett. **74**, 118 (1995); A.A. Middleton and C. Tang, Phys.Rev.Lett. **74**, 742 (1995); S. Bottani, Phys.Rev.Lett. **74**, 4189 (1995); L. Gil and D. Sornette, Phys.Rev.Lett. **76**, 3991 (1996).
  - [7] D. Sornette, P. Miltenberger and C. Vanneste, Pageoph **142**, 491 (1994); in “Recent Progresses in Statistical Mechanics and Quantum Field Theory”, eds. P. Bouwknegt et al., (World Scientific, Singapore, 1995), p.313-332.
  - [8] M. Paczuski, S. Maslov and P. Bak, Phys. Rev. E **53**, 414 (1996).
  - [9] D. Sornette and I. Dornic, Phys.Rev. E **54**, 3334 (1996); D. Sornette, A. Johansen and I. Dornic, J.Phys.I France **5**, 325 (1995).
  - [10] Cannelli G., Cantelli R. and Cordero F., Phys.Rev.Lett.

- 70**, 3923 (1993).
- [11] W. Clauss, Kittel A., Rau U., Parisi J., Peinke J. and Huebener R.P., *Europhys.Lett.* **12**, 423 (1990).
- [12] P.J. Cote and L.V. Meisel, *Phys. Rev. Lett.* **67** 1334 (1991); J.S. Urbach, R.C. Madison and J.T. Markert, *Phys. Rev. Lett.* **75** 276 (1995).
- [13] D. Sornette, *Phys. Rev. Lett.* **72** 2306 (1994); *J. Phys. I* **4**, 209 (1994).
- [14] O. Perkovic, K. Dahmen and J.P. Sethna, *Phys. Rev. Lett.* **75** 4528 (1995).
- [15] J. Schmittbuhl, J.P. Vilotte and S. Roux, *J. Geophys. Res.* **101**, 27741 (1996).
- [16] R. Graham and A. Schenzle, *Phys. Rev. A* **25**, 1731 (1982); A. Schenzle and H. Brand, *Phys. Rev. A* **20**, 1628 (1979); Levy, M. and Solomon, *Int. J. Mod. Phys. C* **7**, 65 (1996); Sornette, D. and Cont, R., *J. Phys. I France* **7**, 431 (1997).
- [17] K.-t. Leung, J. Müller, and J. V. Andersen, *J Phys I France* **7**, 423 (1997).
- [18] An equivalent algorithm is fixing  $K$  but reducing  $F_s$  progressively. This physically corresponds to driving an overlayer with constant material properties by decreasing the coupling with the substrate.
- [19] J. V. Andersen, Y. Brechet, and H. J. Jensen, *Europhys. Lett.* **26**, 13 (1994); J. V. Andersen, *Phys. Rev. B* **49**, 9981 (1994); K.-t. Leung and J. V. Andersen, *cond-mat/9608102*.
- [20] See, e.g., J.D. Gunton, M. San Miguel and P.S. Sahni, *Phase Transitions and Critical Phenomena*, Vol. 8, ed. C. Domb and J.L. Lebowitz (Academic, NY, 1983).

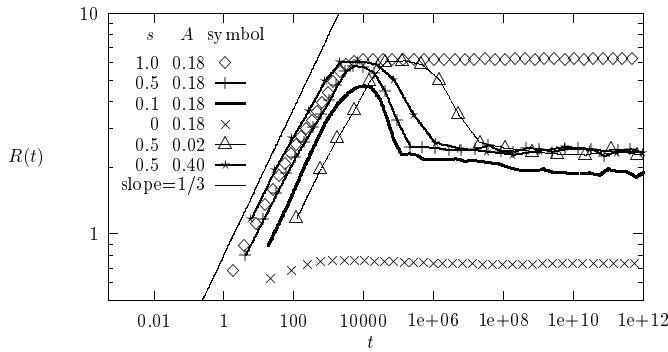


FIG. 1. Characteristic length  $R(t)$  vs time  $t \equiv K$  for different sets of  $s$  and  $A$ , showing the universal  $1/3$  power law and plateau.  $L = 40$  with PBC.

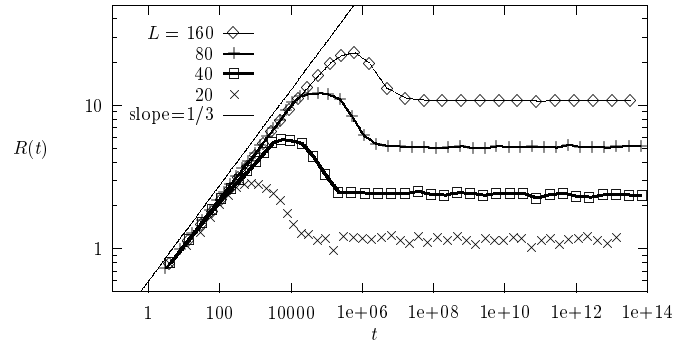


FIG. 2. Finite-size effect shows that for the plateau  $R_0(L_1)/R_0(L_2) \approx L_1/L_2$ , which implies  $R_0(L) \propto L$ .  $s = 0.5$ ,  $A = 0.18$  with PBC.

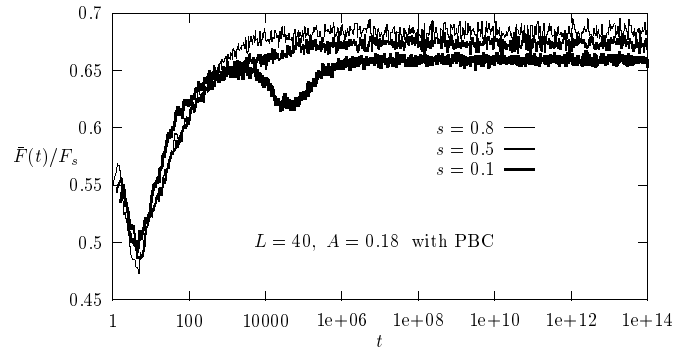


FIG. 3. Spatial averaged force on a block normalized by the threshold vs time, showing approaches to stationarity.

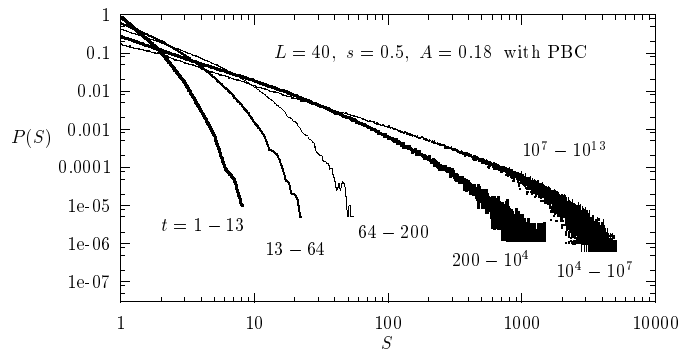


FIG. 4.  $P(S)$  obtained from successive intervals in  $t$  to show the approach to power law as  $R(t) \rightarrow R_0$ .