

Hydrodynamics of a Bose condensate: beyond the mean field approximation

K.N.Ilinski^{1,2*} and A.S.Stepanenko^{1,3†}

¹ *School of Physics and Space Research, University of Birmingham,
Birmingham B15 2TT, United Kingdom.*

² *Institute of Spectroscopy, Russian Academy of Sciences,
Troitsk, Moscow region, 142092, Russian Federation.*

³ *Theoretical Department, St-Petersburg Nuclear Physics Institute,
Gatchina, St-Petersburg, 188350, Russian Federation.*

Abstract

Self-consistent hydrodynamic one-loop quantum corrections to the Gross-Pitaevskii equation due to the interaction of the condensate with collective excitations are calculated. It is done by making use a formalism of effective action and ζ -function regularization for a contribution from Bogoliubov particles in hydrodynamic approximation. It turns out to be possible to reduce the problem to the investigation of a determinant of Laplace operator on curved space where a metric is defined by density and velocity of the condensate. Standard methods of quantum gravity let us get the leading logarithmic contribution of the determinant and corresponding quantum corrections. They describe an additional quantum pressure in the condensate, local heating-cooling and evaporation-condensation effects of the Bose-condensed fraction. The effects of these corrections are studied for the correction from excited states in equilibrium situation. Response functions and form factors are discussed in the same approximation.

1 Introduction

The recent success of the experimental observation of Bose-Einstein condensation for systems of spin polarized magnetically trapped atomic gases at ultra-low temperatures [1, 2, 3] is stimulating development of the theory of a nonuniform Bose condensate and its collective excitations. Moreover, new exciting problems such as a description of the evolution of Bose condensate from relaxed trap, dynamics of a collapse of the condensate for Li^7 atoms, heating-cooling phenomena, various coherence effects for the condensate and so on are being posed both theoretically and experimentally.

*E-mail: kni@th.ph.bham.ac.uk

†E-mail: ass@th.ph.bham.ac.uk

A lot of theoretical efforts were spent to solve these problems. Evolution of the condensate from relaxed trap was considered in a number of papers both for symmetric and asymmetric cases [4, 5, 6]. All of these calculations were performed in Hartree approximation, i.e. based on Nonlinear Schrodinger equation or Ginzburg-Gross-Pitaevskii equation (GPE) [7]. It is obvious that the GPE describes strongly interacting Bose condensed gas well since it is possible to ignore non-condensed fraction. However next three points should be considered:

1. At least for experiments with Rb^{87} number of atoms is not such that strong interaction approximation (or Thomas-Fermi) approximation is sufficiently accurate to produce a robust ground state profile and realistic values of experimental observables (such as aspect ratio, for example [8]). Moreover quantum correlations lead to significant (up to 25% comparing with GPE) corrections in ground state energy and other observable quantities [9].
2. When the condensate expands after the release from a trap the density inevitably decreases and quantum corrections due to the interaction with particles in excited states should be considered even if the original density was high enough to be described by GPE.
3. Effects like heating or cooling of the system and the collapse of atoms with attraction such as Li^7 [10] cannot be described even in principle by GPE.

Therefore excited states and their influence on the condensate require consideration.

Firstly, excitations of a trapped system, using the technique of Bogoliubov transformation, have been considered by Fetter [11] (see also [12]). The spectrum and wave functions of excited states were derived by Stringari [13] in the hydrodynamic approximation where the low energy excited states are sound waves in inhomogeneous condensate media. An analogous spectrum was obtained by Burnett and coauthors [14] who investigated response of the condensate to a time-dependent perturbation. Using Stringari's approach, Wu and Griffin [15] proceeded by quantizing the low energy excitations in a trap and diagonalizing the hydrodynamic Hamiltonian in terms of normal modes associated with the amplitude and phase. The depletion of the condensate and observable quantities (such as response functions) are some series over all excited states. It means that they cannot actually be evaluated analytically since contributions of various types of excited states are the same order of magnitude (as can be seen from Fig.1 of Ref.[15]; see also discussion in section 6). Hence an effective method of summation as well as the generalization of the treatment to time-dependent and untrapped cases are needed. These problems are solved in the present paper.

In recent paper Ref.[16] the evolution of a Bose condensed gas under temporal variation of the confining potential was considered. It was found that there exist exact scaling relations for a 2-dimensional gas trapped in a harmonic potential whose frequency depends on time. Approximate relations also exist in the 3-dimensional case if the interaction is very small or very large (such that the kinetic energy can be neglected). This allows the authors to discuss principal questions of the condensate evolution from a relaxing trap and the depletion of the condensate. However this elegant work is restricted by the requirement of a harmonic potential as a confining potential.

We want to note also work [17] which considered nucleation of the condensate. It is possible to say that the present work is devoted to the consideration of opposite case where the condensate may evaporate.

The paper is organized as follows. In next section we consider the effective action and deduce the most significant terms. In Section 3 we introduce functional integration to calculate the effective hydrodynamic action for the system and define one-loop quantum corrections which are responsible for the interaction of the condensate with excited modes. These quantum corrections are evaluated using ζ -function regularization for functional determinants and an explicit and very simple expression for the one-loop quantum corrections is presented. This permits in Section 4 the derivation of the quantum corrections to the equations of motion for the condensate in closed and explicit form readily used in numerical calculations. Quantum correction for the case of equilibrium condensate is investigated in Section 5. Here corrections to the Nonlinear Schrödinger equation (due to the interaction of condensate with non-condensed fraction) are obtained. Using interpolation between low and high density limits, we show that the contribution from excitations are of order of the main terms in a region around the classical turning points and can define the condensate profile there. Section 6 is devoted to a consideration of Green functions and response functions. It is shown that all Green functions in the 1-loop approximation can be obtained from the effective action of Section 3 by functional differentiation. We conclude the paper with a discussion of the possible applications of our results. Three appendices contain basic facts and some technical details of the effective action formalism, ζ -function regularization of determinants of elliptic operators and methods of covariant variational differential calculus.

Let us emphasize that our analysis does not depend on the details of the confining potential and can be used in a variety of problems. The only simplification is usual hydrodynamic approximation.

2 Exact dynamical equations for the condensate — review

In this section we discuss relevant contributions from the non-condensed fraction which have to include in the exact equations of motion for the condensate. The estimate of the contributions is more transparent if we follow the usual approach of functional integral for the condensate dynamics [18].

The Hamiltonian of the system can be written as

$$H = \frac{\hbar^2}{2m} \int dV \left[\nabla \psi^\dagger \nabla \psi + v(x, t) \psi^\dagger \psi + 4\pi l \psi^\dagger \psi^\dagger \psi \psi \right], \quad (1)$$

where $v(x, t)$ is an external potential. For the case of trapped atoms the potential is supposed to be harmonic and can be varied or even switched off at some moment, say $t = 0$. More precisely it means that for the case of magnetically trapped atoms $v = \theta(-t) a_\perp^{-4}(t) (\rho^2 + \lambda^2(t) z^2)$, $\rho^2 = x^2 + y^2$, (a_\perp is oscillator lengths) has to be put in Eqn(1). Another parameter in Eqn(1) is l — the s-wave scattering length for atoms in the system [19]. The operators

ψ^+, ψ are Bose creation and annihilation operators. The corresponding vacuum-vacuum transition amplitude is given by the following functional integral:

$$Z(\mu) = \int D\psi^+(x, \tau) D\psi(x, \tau) \exp[iS/\hbar] , \quad (2)$$

with the action

$$S = \int_{-\infty}^{\infty} d\tau \int dV \left\{ i\hbar\psi^+ \frac{\partial\psi}{\partial\tau} - \frac{\hbar^2}{2m} \left[\nabla\psi^+ \nabla\psi + (v - \frac{2m}{\hbar^2}\mu)\psi^+\psi + 4\pi l\psi^+\psi^+\psi\psi \right] \right\} . \quad (3)$$

where the parameter μ is the chemical potential, controlling the number of particles in the system.

As it is well-known the appearance of the Bose condensate is equivalent to the fact that besides “normal” quantities some “anomalous” ones have nonzero values. The principle “anomalous” quantities are one-point Green’s functions $\langle\psi(t)\rangle$ and $\langle\psi^+(t)\rangle$ which are the amplitude of the condensate and have to be taken into account accurately. The standard approach to deal with the condensate is to make a shift of the fields ψ^+, ψ by some functions α^+, α choosing from the condition of the vanishing of the “anomalous” Green’s functions (vanishing of the one-point function provides analogies vanishing of other “anomalous” Green’s functions). Formally, we consider the change of variables

$$\psi^+ = \alpha^+ + \varphi^+ \quad , \quad \psi = \alpha + \varphi ,$$

which leads to a new form of the action (3):

$$S = S_1 + S_2 + S_3 + S_4 + S_5 + S_6 \quad (4)$$

$$S_1 = \int_{-\infty}^{\infty} d\tau \int dV \left\{ \hbar\alpha^+ \frac{i\partial\alpha}{\partial\tau} - \frac{\hbar^2}{2m} \left[\nabla\alpha^+ \cdot \nabla\alpha + (v - \frac{2m}{\hbar^2}\mu)\alpha^+\alpha + 4\pi l(\alpha^+\alpha)^2 \right] \right\} ,$$

$$S_2 = \int_{-\infty}^{\infty} d\tau \int dV \left\{ \hbar\varphi^+ \frac{i\partial\varphi}{\partial\tau} - \frac{\hbar^2}{2m} \left[\nabla\varphi^+ \cdot \nabla\varphi + (v - \frac{2m}{\hbar^2}\mu)\varphi^+\varphi \right] \right\} , \quad (5)$$

$$S_3 = \int_{-\infty}^{\infty} d\tau \int dV \left\{ \hbar\varphi^+ \frac{i\partial\alpha}{\partial\tau} - \frac{\hbar^2}{2m} \left[\nabla\varphi^+ \cdot \nabla\alpha + (v - \frac{2m}{\hbar^2}\mu)\varphi^+\alpha + 8\pi l\varphi^+\alpha^+\alpha\alpha \right] \right\} ,$$

$$S_4 = \int_{-\infty}^{\infty} d\tau \int dV \left\{ \hbar\alpha^+ \frac{i\partial\varphi}{\partial\tau} - \frac{\hbar^2}{2m} \left[\nabla\alpha^+ \cdot \nabla\varphi + (v - \frac{2m}{\hbar^2}\mu)\alpha^+\varphi + 8\pi l\alpha^+\alpha^+\alpha\varphi \right] \right\} ,$$

$$S_5 = \int_{-\infty}^{\infty} d\tau \int dV \left\{ -4\pi l \frac{\hbar^2}{2m} \left[4\alpha^+\alpha\varphi^+\varphi + \alpha\alpha\varphi^+\varphi^+ + \alpha^+\alpha^+\varphi\varphi \right] \right\} , \quad (6)$$

$$S_6 = \int_{-\infty}^{\infty} d\tau \int dV \left\{ -4\pi l \frac{\hbar^2}{2m} \left[(\varphi^+\varphi)^2 + 2\alpha\varphi^+\varphi^+\varphi + 2\alpha^+\varphi^+\varphi\varphi \right] \right\} . \quad (7)$$

By the definition of the shifts α^+, α “normal” quantities for φ^+, φ — fields have to be zero, i.e.

$$\langle\varphi\rangle = \int D\varphi^+(x, \tau) D\varphi(x, \tau) \varphi \exp[iS/\hbar] = 0$$

and

$$\langle \varphi^+ \rangle = \int D\varphi^+(x, \tau) D\varphi(x, \tau) \varphi^+ \exp[iS/\hbar] = 0 .$$

The last two equations are the main dynamical equations for the condensate wave functions (shift functions):

$$\gamma + \Gamma = 0 \quad , \quad \bar{\gamma} + \bar{\Gamma} = 0 \quad (8)$$

where

$$\gamma = -i\hbar \frac{\partial \alpha}{\partial \tau} - \frac{\hbar^2}{2m} \nabla^2 \alpha + (v - \frac{2m}{\hbar^2} \mu) \alpha + 8\pi l \alpha^+ \alpha \quad (9)$$

and Γ is the sum of all diagrams with only one external outgoing line. Equation (8), in the mean-field approximation (neglecting Γ), becomes the Gross-Pitaevskii equation since the form of γ (9) is:

$$-i\hbar \frac{\partial \alpha}{\partial \tau} - \frac{\hbar^2}{2m} \nabla^2 \alpha + (v - \frac{2m}{\hbar^2} \mu) \alpha + 8\pi l \alpha^+ \alpha = 0 . \quad (10)$$

In previous work on Bose condensates in traps only equation (10) has been studied.

Let us now estimate corrections to Γ from the interaction of the condensate with the non-condensed fraction. For the case of magnetically trapped atoms, i.e. a harmonic potential $v = a_{\perp}^{-4}(\rho^2 + \lambda^2 z^2)$ (λ is the anisotropy parameter) there is natural unit of length in the system, which is a_{\perp} . After rescaling the coordinates in units a_{\perp} , the interaction constant $4\pi l$ is changed to $g = 4\pi l/a_{\perp}$ (in experimental conditions $g \sim 0.05$). Starting with the mean field solution for the condensate fraction in the trap, we can estimate effective interactions (6) and (7). Indeed, the mean field solution for a number of particles $N \sim 5000$ at the center of the trap is of order of 10. From this it follows that at the initial stage, the main contribution to the Gross-Pitaevskii equation is the term $2g|\alpha|^2\alpha \sim 100$. However the next contribution from the interaction with non-condensed excited states with vertex $4g|\alpha|^2 \sim 20 \gg 1$ cannot be neglected. By comparison all other terms are quite small ($g|\alpha| \sim 0.5$, $g \sim 0.05$) and correspond to the weakly interacting non-condensed Bose gas contributions (for the original experimental setting with $N \sim 2000$ the numbers are $2g|\alpha|^2\alpha \sim 30$, $4g|\alpha|^2 \sim 10$, $g|\alpha| \sim 0.3$, $g \sim 0.05$). Hence the description of the transition stage from the original trapped condensate to the dilute phase require taking into account interaction effects due to terms (6) while the interactions (7) can be ignored. Moreover, cooling-heating effects, dissipation from the condensate and so on come from the interaction terms (6) and cannot be neglected in the resulting description of the dynamics of the condensate.

It is easy to see that the interaction (6) together with the quadratic part (5) correspond to a Gaussian approximation in the integration over oscillations around mean field solutions, i.e. Bogoliubov's excitations. It is quite hard to integrate over Bogoliubov's excitations in general but this significantly simplifies in the hydrodynamic limit. As it was shown in [15] it is possible to obtain equations for hydrodynamic excitations straightforward from Bogoliubov's equations and then second quantize the excitations. Instead we will derive the hydrodynamic description directly from the functional integral formalism, which simplifies the description.

3 Quantum corrections to mean field equation in hydrodynamic regime

As it is explained in Appendix A, we are looking for the effective action which describes all physical quantities for the system. For example, the effective action provides all Green's functions in the same approximation used to calculate the effective action itself. We will obtain it in a hydrodynamic one-loop approximation. To clarify the description hydrodynamical variables, density and velocity, should be used. More precisely, we start with the action (3)

$$\frac{S}{\hbar} = \frac{1}{\hbar} \int_{-\infty}^{\infty} d\tau \int dV \left\{ i\hbar\psi^+ \frac{\partial\psi}{\partial\tau} - \frac{\hbar^2}{2m} \left[\nabla\psi^+ \nabla\psi + \left(v - \frac{2m}{\hbar^2}\mu\right)\psi^+\psi + 4\pi l(\psi^+\psi)^2 \right] \right\} , \quad (11)$$

and rescale variables as $\tau \rightarrow \frac{2m}{\hbar}\tau$, $\mu \rightarrow \frac{\hbar^2}{2m}\mu$, $l \rightarrow \frac{l}{4\pi}$ to get the following action form:

$$\frac{S}{\hbar} = \int_{-\infty}^{\infty} d\tau \int dV \left\{ i\psi^+ \frac{\partial\psi}{\partial\tau} - \left[\nabla\psi^+ \nabla\psi + (v - \mu)\psi^+\psi + l(\psi^+\psi)^2 \right] \right\} . \quad (12)$$

(We will measure the action in terms of \hbar everywhere below). Now we change field variables to the hydrodynamic ones:

$$\psi(x, \tau) = \sqrt{\rho(x, \tau)} e^{-i\varphi(x, \tau)} , \quad \psi^+(x, \tau) = \sqrt{\rho(x, \tau)} e^{i\varphi(x, \tau)} .$$

Then the action (12) takes the form (up to a complete derivative term):

$$S = \int_{-\infty}^{\infty} d\tau \int dV \left\{ \frac{\partial\varphi}{\partial\tau} \rho - (\nabla\sqrt{\rho})^2 - \rho(\nabla\varphi)^2 - (v - \mu)\rho - l\rho^2 \right\} . \quad (13)$$

It is not difficult to see that the classical equations of motion for the action lead to the equations:

$$\frac{\partial\varphi}{\partial\tau} - (\nabla\varphi)^2 - v + \mu - 2l\rho + \frac{1}{\sqrt{\rho}} \nabla^2 \sqrt{\rho} = 0 , \quad (14)$$

$$-\frac{\partial\rho}{\partial\tau} + 2\nabla(\nabla\varphi \cdot \rho) = 0 , \quad (15)$$

which are equivalent to the Gross-Pitaevskii equation [13] after the introduction of the velocity variable $\mathbf{c} = -2\nabla\varphi$ instead of φ . In velocity-density variables these equations look as hydrodynamic equations for an irrotational compressible fluid:

$$\frac{\partial\mathbf{c}}{\partial\tau} + \nabla \left(\frac{\mathbf{c}^2}{2} + 2v - 2\mu + 4l\rho - \frac{2}{\sqrt{\rho}} \nabla^2 \sqrt{\rho} \right) = 0 , \quad (16)$$

$$\frac{\partial\rho}{\partial\tau} + \nabla(\mathbf{c} \cdot \rho) = 0 . \quad (17)$$

Now let us shift our variables by the zero-order mean field solution (see Appendix A for details):

$$\rho \rightarrow \rho + \sigma , \quad \varphi \rightarrow \varphi + \alpha$$

and we will keep up only terms including the square of σ and α terms. Then the action (13) transforms to $S(\rho, \varphi) + S_1(\rho, \varphi, \sigma, \alpha)$ where the action S_1 has the form:

$$S_1 = \int_{-\infty}^{\infty} d\tau \int dV \left\{ \frac{\partial \alpha}{\partial \tau} \sigma - \rho (\nabla \alpha)^2 - 2\sigma \nabla \cdot \varphi \nabla \alpha - l\sigma^2 - \frac{1}{4\rho} (\nabla \sigma)^2 + \frac{1}{4\rho^2} \sigma \nabla \cdot \rho \nabla \sigma \right\}. \quad (18)$$

Last two terms vanish in the hydrodynamical limit since ρ is a large variable. Hence the action S_1 takes form:

$$S_1 = \int_{-\infty}^{\infty} d\tau \int dV \left\{ \frac{\partial \alpha}{\partial \tau} \sigma - \rho (\nabla \alpha)^2 - l\sigma^2 - 2\sigma \nabla \cdot \varphi \nabla \alpha \right\}. \quad (19)$$

Integrating in functional integral over the field σ we get the action for α field only:

$$S_1 = \int_{-\infty}^{\infty} d\tau \int dV \left\{ -\rho (\nabla \alpha)^2 + \frac{1}{4l} \left(\frac{\partial \alpha}{\partial \tau} - 2\nabla \varphi \nabla \alpha \right)^2 \right\}. \quad (20)$$

The corresponding determinant is an inessential constant.

Now we will use the large parameter ρ . Let us introduce the following large number $\rho_0 \equiv \max\{\rho\}$ such that $\tilde{\rho} = \frac{\rho}{\rho_0} \sim 1$, $t \equiv \tau \sqrt{4l\rho_0}$, $\tilde{\mathbf{v}} = \frac{\nabla \varphi}{\sqrt{l\rho_0}} \sim 1$. Then

$$\begin{aligned} S_1 &= \sqrt{\frac{\rho_0}{4l}} \int_{-\infty}^{\infty} dt \int dV \left\{ -\tilde{\rho} (\nabla \alpha)^2 + \left(\frac{\partial \alpha}{\partial t} - \tilde{\mathbf{v}} \nabla \alpha \right)^2 \right\} \\ &\equiv -\sqrt{\frac{\rho_0}{4l}} \int_{-\infty}^{\infty} dt \int dV A^{\mu\nu} \partial_\mu \alpha \partial_\nu \alpha. \end{aligned} \quad (21)$$

where the matrix A has a form

$$A = \begin{pmatrix} -1 & \tilde{v}_1 & \tilde{v}_2 & \tilde{v}_3 \\ \tilde{v}_1 & \tilde{\rho} - \tilde{v}_1^2 & -\tilde{v}_1 \tilde{v}_2 & -\tilde{v}_1 \tilde{v}_3 \\ \tilde{v}_2 & -\tilde{v}_1 \tilde{v}_2 & \tilde{\rho} - \tilde{v}_2^2 & -\tilde{v}_2 \tilde{v}_3 \\ \tilde{v}_3 & -\tilde{v}_1 \tilde{v}_3 & -\tilde{v}_2 \tilde{v}_3 & \tilde{\rho} - \tilde{v}_3^2 \end{pmatrix}$$

with its determinant $\det A = -\tilde{\rho}^3$.

Our next step is to cast the action in the covariant form. To do this we introduce auxiliary metric $\tilde{g}_{\mu\nu}$ such that

$$A^{\mu\nu} = \frac{\tilde{g}^{\mu\nu}}{\sqrt{-\det(\|\tilde{g}^{\mu\nu}\|)}}.$$

One can easy to find the covariant metric from the equation above:

$$\tilde{g}^{\mu\nu} = \frac{A^{\mu\nu}}{\sqrt{-\det(\|A^{\mu\nu}\|)}}$$

that leads to the form:

$$\|\tilde{g}^{\mu\nu}\| = \tilde{\rho}^{-3/2} \begin{pmatrix} -1 & \tilde{v}_1 & \tilde{v}_2 & \tilde{v}_3 \\ \tilde{v}_1 & \tilde{\rho} - \tilde{v}_1^2 & -\tilde{v}_1 \tilde{v}_2 & -\tilde{v}_1 \tilde{v}_3 \\ \tilde{v}_2 & -\tilde{v}_1 \tilde{v}_2 & \tilde{\rho} - \tilde{v}_2^2 & -\tilde{v}_2 \tilde{v}_3 \\ \tilde{v}_3 & -\tilde{v}_1 \tilde{v}_3 & -\tilde{v}_2 \tilde{v}_3 & \tilde{\rho} - \tilde{v}_3^2 \end{pmatrix}.$$

Finally we get the metric $\|\tilde{g}_{\mu\nu}\|$:

$$\|\tilde{g}_{\mu\nu}\| = \tilde{\rho}^{1/2} \begin{pmatrix} -\tilde{\rho} + \tilde{v}^2 & \tilde{v}_1 & \tilde{v}_2 & \tilde{v}_3 \\ \tilde{v}_1 & 1 & 0 & 0 \\ \tilde{v}_2 & 0 & 1 & 0 \\ \tilde{v}_3 & 0 & 0 & 1 \end{pmatrix} .$$

with the determinant $\tilde{g} \equiv \det(\|\tilde{g}_{\mu\nu}\|) = -\tilde{\rho}^3$.

In this metric the action takes a covariant form

$$S_1 = -\sqrt{\frac{\rho_0}{4l}} \int dx \sqrt{-\tilde{g}} \alpha \tilde{\square} \alpha = \sqrt{\frac{\rho_0}{4l}} \int dx \sqrt{-\tilde{g}} \alpha \frac{1}{\sqrt{-\tilde{g}}} \partial_\mu \tilde{g}^{\mu\nu} \sqrt{-\tilde{g}} \partial_\nu \alpha . \quad (22)$$

This is the central equation of the paper.

Now the effective action is $\Gamma_1 = -\text{tr} \ln[(\rho_0/4l)^{1/2} \tilde{\square}]/2$ with $\tilde{\square} = -\frac{1}{\sqrt{-\tilde{g}}} \partial_\mu \tilde{g}^{\mu\nu} \sqrt{-\tilde{g}} \partial_\nu$. Let us again make use the existence of large parameter in the system. Indeed, the multiplier $(\rho_0/4l)^{1/2}$ gives a possibility to express main contributions to the determinant such as (see Appendix B):

$$\begin{aligned} \text{tr} \ln[(\rho_0/4l)^{1/2} \tilde{\square}] &= \text{tr} \ln[\tilde{\square}] + \frac{1}{2} \text{tr} \ln(\rho_0/4l) (\Phi_0(\tilde{\square}) - L(\tilde{\square})) \\ &\sim \frac{1}{2} \text{tr} \ln(\rho_0/4l) (\Phi_0(\tilde{\square}) - L(\tilde{\square})) \end{aligned}$$

since in our regularization $\text{tr} \ln[\tilde{\square}]$ is order of Seeley coefficient $\Phi_0(\tilde{\square}) \equiv \int dx d\tau \sqrt{-\tilde{g}} \Psi_0$. Returning to the initial variables all curvature tensors and the metric are written in the “physical” variables (i.e. without tildes). Moreover $\ln(\rho_0/4l) \gg \ln(\tilde{\rho})$ so that we can substitute $\ln(\rho/4l)$ instead of $\ln(\rho_0/4l)$. Summarizing, we obtain an expression for the first quantum correction to the effective action:

$$\Gamma_1 = \Gamma'_1 + \Gamma''_1 \quad (23)$$

where

$$\begin{aligned} \Gamma'_1 &= -\frac{1}{4} \int dx d\tau \sqrt{-g} \ln(\rho/4l) \Psi_0(\square) , \\ \Gamma''_1 &= \frac{1}{4} \ln(\rho_0/4l) L(\square) . \end{aligned}$$

with the metric

$$\|g_{\mu\nu}\| = \rho^{1/2} \begin{pmatrix} -\rho + v^2 & v_1 & v_2 & v_3 \\ v_1 & 1 & 0 & 0 \\ v_2 & 0 & 1 & 0 \\ v_3 & 0 & 0 & 1 \end{pmatrix} .$$

and $v_i \equiv 2\partial_i \varphi$.

4 Quantum corrections to equations of motion

In this section we derive from (23) required quantum corrections to equations of motion (see Appendix A). To make the consideration self-consistent we should not differentiate $\ln(\rho/4l)$ because in our approximation it behaves like a constant. In that case, the action we have to vary is covariant again. we find:

$$\begin{aligned}\frac{\delta\Gamma_1}{\delta\rho} &= \frac{\delta g_{\mu\nu}}{\delta\rho} \frac{\delta\Gamma'_1}{\delta g_{\mu\nu}} + \frac{1}{4} \ln(\rho/4l) \frac{\delta L(\square)}{\delta\rho} \\ \frac{\delta\Gamma_1}{\delta\varphi} &= \frac{\delta g_{\mu\nu}}{\delta\varphi} \frac{\delta\Gamma'_1}{\delta g_{\mu\nu}} + \frac{1}{4} \ln(\rho/4l) \frac{\delta L(\square)}{\delta\varphi} .\end{aligned}$$

Now,

$$\frac{\delta\Gamma'_1}{\delta g_{\mu\nu}} = -\frac{1}{4} \ln(\rho/4l) \frac{\delta}{\delta g_{\mu\nu}} \int dx \sqrt{-g} \Psi_0(\square) = -\frac{1}{4} \ln(\rho/4l) \frac{\delta}{\delta g_{\mu\nu}} \Phi_0(\square)$$

Let us remember that

$$\Phi_0(\square) = \frac{1}{(4\pi)^2} \int dx \sqrt{-g} \left(-\frac{1}{30} \nabla^2 R + \frac{1}{72} R^2 - \frac{1}{180} R_{\mu\nu} R^{\mu\nu} + \frac{1}{180} R_{\mu\nu\sigma\rho} R^{\mu\nu\sigma\rho} \right)$$

We note that one of the terms above is irrelevant:

$$\int dx \sqrt{-g} \nabla^2 R = \int dx \sqrt{-g} \frac{1}{\sqrt{-g}} \partial_\mu \sqrt{-g} g^{\mu\nu} \partial_\nu R = \int dx \partial_\mu (\sqrt{-g} \partial^\mu R)$$

since this is just a complete derivative. Hence for our purposes it is sufficient to consider only

$$\Phi_0(\square) = \frac{1}{(4\pi)^2} \int dx \sqrt{-g} \left(\frac{1}{72} R^2 - \frac{1}{180} R_{\mu\nu} R^{\mu\nu} + \frac{1}{180} R_{\mu\nu\sigma\rho} R^{\mu\nu\sigma\rho} \right) .$$

Long but quite straightforward calculations lead us to the following result for the functional derivative (see Appendix C for details of the calculation):

$$\begin{aligned}\frac{\delta}{\delta g^{\mu\nu}} \Phi_0(\square) &= \frac{1}{36(4\pi)^2} \sqrt{-g} \left\{ -\frac{1}{2} g_{\mu\nu} \left[\frac{1}{2} R^2 - \frac{1}{5} R_{\sigma\rho} R^{\sigma\rho} + \frac{1}{5} R_{\sigma\rho\alpha\beta} R^{\sigma\rho\alpha\beta} \right] \right. \\ &\quad + R_{\mu\nu} R - \frac{2}{5} R_{\mu\sigma} R_{\nu}^{\sigma} + \frac{2}{5} R_{\mu\sigma\rho\alpha} R_{\nu}^{\sigma\rho\alpha} - g_{\mu\nu} \square R + \frac{1}{2} \{ \nabla_\mu, \nabla_\nu \} R \\ &\quad \left. + \frac{1}{5} [-2 \nabla^\sigma \nabla_\nu R_{\mu\sigma} + \square R_{\mu\nu} + g_{\mu\nu} \nabla^\sigma \nabla^\rho R_{\sigma\rho}] + \frac{4}{5} \nabla^\rho \nabla^\sigma R_{\mu\sigma\rho\nu} \right\}\end{aligned}$$

taking into account

$$\frac{\delta}{\delta g_{\mu\nu}} \Phi_0(\square) = -g^{\mu\sigma} g^{\nu\rho} \frac{\delta}{\delta g^{\sigma\rho}} \Phi_0(\square) .$$

This means that the equations of motions with 1-loop quantum correction take the form:

$$\frac{\partial\varphi}{\partial\tau} - (\nabla\varphi)^2 - v + \mu - 2l\rho + \frac{1}{\sqrt{\rho}} \nabla^2 \sqrt{\rho} + \frac{\delta g_{\mu\nu}}{\delta\rho} \frac{\delta\Gamma'_1}{\delta g_{\mu\nu}} + \frac{1}{4} \ln(\rho/4l) \frac{\delta L(\square)}{\delta\rho} = 0 , \quad (24)$$

$$-\frac{\partial \rho}{\partial \tau} + 2\nabla(\nabla \varphi \cdot \rho) + \frac{\delta g_{\mu\nu}}{\delta \varphi} \frac{\delta \Gamma'_1}{\delta g_{\mu\nu}} + \frac{1}{4} \ln(\rho/4l) \frac{\delta L(\square)}{\delta \varphi} = 0 , \quad (25)$$

These two equations (24) and (25) replace the mean field hydrodynamic equations (14,15) for the density and velocity of the condensate and are the main result of the paper. They contain contributions of the excited states to the dynamics of the condensed fraction and provide a description of effects such as depletion and heating-cooling. For example, we note that the additional quantum pressure is due to dependence of the Bogoliubov particles determinant on the density of the condensate while an evaporation of the condensate (see continuity equation (25)) comes from phase-dependence of the determinant. In particular, for the stationary situation when the equilibrium condensate velocity is equal to zero there is no evaporation of the condensate and the continuity equation holds for the fraction. We consider this case in the next section. However we think that equations (24) and (25) are of the main interest in non-equilibrium problems such as evolution of the condensate under changing of trap shapes, collapse of condensate cloud and corresponding heating and evaporation of the condensate and so on. We hope to consider these problems in forthcoming papers.

5 Quantum corrections to the Nonlinear Schrödinger equation for Bose-condensed atomic gases

In equilibrium case of trapped atomic gases, the velocity field is equal to zero as are all time derivatives in the equations of the previous section. This allows us to greatly simplify the equations and find quantum corrections in closed and compact form. Indeed, it is cumbersome but straightforward to check that in the regime there is no corrections to continuity equation (17) (so that once again the wave function of the condensate can be chosen real), $L(\square) = 1$, and there is only the contribution to the quantum pressure term in equation (16). This means that the equations of motion take the form:

$$\frac{\partial \mathbf{c}}{\partial \tau} + \nabla \left(\frac{\mathbf{c}^2}{2} + 2v - 2\mu + 4l\rho - \frac{2}{\sqrt{\rho}} \nabla^2 \sqrt{\rho} + 2\delta P \right) = 0 , \quad (26)$$

$$\frac{\partial \rho}{\partial \tau} + \nabla(\mathbf{c}\rho) = 0 . \quad (27)$$

where the correction to quantum pressure δP has the form:

$$\begin{aligned} \delta P = \frac{\ln(\rho/4l)}{48(4\pi)^2 \sqrt{\rho}} \bigg(& \frac{43}{20} \Delta^2 \ln \rho + \frac{43}{20} (\partial_i \ln \rho) (\partial_i \Delta \ln \rho) \\ & + \frac{27}{10} (\partial_i \partial_k \ln \rho) (\partial_i \partial_k \ln \rho) - \frac{87}{80} (\Delta \ln \rho)^2 \\ & - \frac{67}{80} (\partial_i \ln \rho) (\partial_k \ln \rho) (\partial_i \partial_k \ln \rho) \\ & - \frac{197}{160} (\partial_i \ln \rho)^2 \Delta \ln \rho - \frac{417}{1280} [(\partial_i \ln \rho)^2]^2 \bigg) \end{aligned} \quad (28)$$

where roman indices correspond to spatial derivatives.

In the stationary situation this leads to the following Nonlinear Schrödinger equation:

$$v - \mu + 2l\rho - \frac{\nabla^2 \sqrt{\rho}}{\sqrt{\rho}} + \delta P = \text{const} . \quad (29)$$

This implies the mean field approximation is applicable at the center of the trap where the correction because of non-condensed fraction δP is negligible. On Fig.1 we plot the contribution in the central region of the trap. Since the contribution is particularly important near to the classical turning points we do not make use the Thomas-Fermi approximation and exploit more correct analytic expression. The profile of trapped condensate was obtained in Ref.[8] in the mean field approximation as an interpolation between small density and high density expansions; this demonstrates very good agreement with numerical solution of the corresponding mean field equation [20]. The expression for the profile with N particles has the form:

$$\rho(r) = \frac{1}{2l} W \left[2lN \exp(4C - r^2) \right] , \quad (30)$$

where $W(x)$, defined as the principal branch (regular at the origin) solution to the Eq. $We^W = x$ [21], is a standard MAPLE function [22]; Constant C in Eqn.(30) is to be determined from the normalization condition $\int d^3x \rho(r) = N$ [23]. The profile of the condensate density calculated from eq.(30) is shown in Fig.1 for $N = 10^5$ atoms.

Two points should be noted. Firstly, the magnitude of the correction in the central region of the trap is of order of 10^{-6} relative to the main interaction term (see Figs 2) (the contribution in the intermediate region is shown on Fig.3). The simplest approximation can be used to estimate the depletion from the value of the the correction δP . Indeed, in this case the correction $\delta P/l \sim \delta \rho$ that gives value $\sim 10^{-4}$ for the ratio of the depletion to the density of the condensate. This is in good agreement with the results of Wu and Griffin [15]. Secondly, the sign of the correction term changes as can be seen from Fig.4. This means that the character of exchange interaction due to excited states depends on the density of the condensate and leads to an effective attraction for density higher than some value and to an effective repulsion for a smaller density. However we have to remind that the leading contributions in the region are much larger than the corrections and after a self-consistent solution of the corrected Nonlinear Schrödinger equation is performed the profile of the condensate will not change significantly in this region of the trap.

Since the sign of the contribution δP became positive, the value of this term starts to increase and becomes quite considerable. However, at some point, our hydrodynamic approximation has to fail and we need other correction terms which will stop the increase. Although we cannot treat them properly it is possible to give an approximation for this region based on the low density expansion. Up to now we dealt with a high density expansion denoted δP_h . It is easy to calculate the leading contribution in low density expansion that controls the behavior of depletion interaction correction at large distances. In section 2 we saw that this correction corresponds to sum of all the one-point diagrams for the system with the action (4). In the low density regime the main contribution δP_l is due to a one loop diagram with vertex (7). It means that the correction to eqn. (29) δP_l is

$$\delta P_l = 4\delta \rho . \quad (31)$$

It is hard to give exact expression for the depletion in this region since the the comprehensive solution is required. We estimate the depletion as a half of the local density of the particles and use this estimate in Fig.5. It shows plots of δP_l and δP_h which let us estimate the contribution in the intermediate density region. It is easy to see that the two curves meet at point $r \sim 5.9$ where the density of the condensate $\rho \sim 1$ and both (high and low density) approximations fails. This however let us estimate the magnitude of the correction. It is obvious that the crack at the figure should be smoothed and this comes from high order corrections. We cannot calculate them explicitly and the only interpolation should be used. The magnitude of the correction to the Nonlinear Schrödinger equation is ~ 1 and in the region is compared with both kinetic and repulsion energies as it is shown in Fig.6.

We see that the only region where the corrections are not small is the boundary region. Here the corrections are order of both kinetic and interaction energies and can play significant role in the determination of the profile of the condensate close to classical turning points. The Thomas -Fermi approximation does not work in the region and hence both Stringari [13] and Wu and Griffin [15] approximations are inadequate. This explain the discrepancy of our results.

6 Green functions, response functions and the like

Equations of motion and quantum corrections for them are the central questions of previous consideration. However in many applications related to experiment it is very important to analyze various response functions and form-factors. They can be expressed in terms of some combinations of Green functions of the theory. That is why in this section we shortly consider a calculation of Green functions in the effective action formalism.

As it is shown in Appendix A the effective action (in any self-consistent approximation) allows the evaluation of *all* Green functions in the same approximation by just taking of variational derivatives. Since the effective action in 1-loop approximation was obtained the problem of Green function calculation is the problem of functional differentiation only [25].

We now formalize all said above and give formulas to evaluate Green functions in effective action formalism. Let $W(J)$ being generating functional of connected Green functions. Then quantities

$$W_n(x_1, \dots, x_n) = \frac{\delta}{\delta J(x_1)} \dots \frac{\delta}{\delta J(x_n)} W(J) \quad (32)$$

are connected Green functions in the external field J . The effective action is defined then by the Legendre transformation of W :

$$\Gamma(\alpha) = W(J(\alpha)) - \alpha J(\alpha) , \quad \alpha = \frac{\delta W(J)}{\delta J} \quad (33)$$

where the function $\alpha(x) = \langle \hat{\varphi}(x) \rangle = W_1(x; J)$ is the first connected Green function (32). It is easy to see that the functions α and A are related by the second relation (33). Then the quantities

$$\Gamma_n(x_1, \dots, x_n) = \frac{\delta}{\delta \alpha(x_1)} \dots \frac{\delta}{\delta \alpha(x_n)} \Gamma(\alpha) \quad (34)$$

define 1PI (one-particle-irreducible) Green functions for the theory with mean field $\alpha(x) = \langle \hat{\varphi}(x) \rangle$. Knowledge of 1PI Green function is equivalent to knowledge of any (whole or connected) Green functions for the corresponding system. For the first 1PI Green function we have from (33)

$$\Gamma_1(x) = -J(x) . \quad (35)$$

All connected Green functions can be expressed in terms of 1PI ones. Indeed, differentiating (35) J we obtain

$$W_2 \Gamma_2 = -1 , \quad W_2 = -\Gamma_2^{-1} \quad (36)$$

or, in expanded form,

$$\int dz W_2(x, z) \Gamma_2(z, y) = -\delta(x - y) . \quad (37)$$

Differentiating now the second relation in (36) on J and using the following rule

$$\frac{\delta}{\delta J} = -\Gamma_2^{-1} \frac{\delta}{\delta \alpha}$$

we can derive expressions for all the higher connected Green functions through the 1PI ones. For example, for the third connected function we have

$$W_3 = - \left[\Gamma_2^{-1} \right]^3 \Gamma_3$$

or

$$W_3(x_1, x_2, x_3) = - \int dy_1 dy_2 dy_3 \Gamma_2^{-1}(x_1, y_1) \Gamma_2^{-1}(x_2, y_2) \Gamma_2^{-1}(x_3, y_3) \Gamma_3(y_1, y_2, y_3) \quad (38)$$

and so on. It means that since we know 1PI functions we have to solve the differential equation (37) for the two-point correlation function and then find all other connected Green functions by integration of 1PI functions with two-point correlators as in Eqn.(38).

Putting $J = 0$ in (35) we get equations of motion for ρ and φ (24,25). To obtain, for example, the Green function $\langle (\rho(x) - \langle \rho(x) \rangle) (\rho(y) - \langle \rho(y) \rangle) \rangle$ we twice differentiate the effective action on ρ , substitute solution of equations of motion and finally invert the result in the sense of the kernel of a integral operator.

As an example of usage of this technique we calculate two-point Green function in the mean field approximation (tree or 0-loop approximation). In this approximation the effective action has the form:

$$\Gamma = \int_{-\infty}^{\infty} d\tau \int dV \left\{ \frac{\partial \varphi}{\partial \tau} \rho - (\nabla \sqrt{\rho})^2 - \rho (\nabla \varphi)^2 - (v - \mu) \rho - l \rho^2 \right\} . \quad (39)$$

such that, in the equilibrium hydrodynamic picture, the matrix of second variational derivatives of the effective action can be written as

$$\delta^2 \Gamma = \begin{pmatrix} \frac{\delta^2 \Gamma}{\delta \rho(x) \delta \rho(y)} & \frac{\delta^2 \Gamma}{\delta \rho(x) \delta \varphi(y)} \\ \frac{\delta^2 \Gamma}{\delta \varphi(x) \delta \rho(y)} & \frac{\delta^2 \Gamma}{\delta \varphi(x) \delta \varphi(y)} \end{pmatrix} = \begin{pmatrix} -2l & -\frac{\partial}{\partial t} \\ \frac{\partial}{\partial t} & 2\nabla \cdot \rho \nabla \end{pmatrix} .$$

where $\rho \equiv \langle \hat{\rho} \rangle$. The matrix of two-point connected correlation functions of fluctuations $\hat{\tilde{\rho}}(x) = \hat{\rho}(x) - \langle \hat{\rho}(x) \rangle$ and $\hat{\tilde{\varphi}}(x) = \hat{\varphi}(x) - \langle \hat{\varphi}(x) \rangle$

$$G = \begin{pmatrix} \langle \hat{\tilde{\rho}}(x) \hat{\tilde{\rho}}(y) \rangle & \langle \hat{\tilde{\rho}}(x) \hat{\tilde{\varphi}}(y) \rangle \\ \langle \hat{\tilde{\varphi}}(x) \hat{\tilde{\rho}}(y) \rangle & \langle \hat{\tilde{\varphi}}(x) \hat{\tilde{\varphi}}(y) \rangle \end{pmatrix}$$

is defined as a solution of the equation

$$\delta^2 \Gamma \cdot G = -I .$$

Solving the equation we get the following expressions for the correlators

$$\langle \hat{\tilde{\rho}}(x) \hat{\tilde{\rho}}(y) \rangle = \delta(x - y) - \frac{1}{2l} \frac{\partial}{\partial t} \langle \hat{\tilde{\varphi}}(x) \hat{\tilde{\rho}}(y) \rangle$$

$$\langle \hat{\tilde{\rho}}(x) \hat{\tilde{\varphi}}(y) \rangle = -\frac{1}{2l} \frac{\partial}{\partial t} \langle \hat{\tilde{\varphi}}(x) \hat{\tilde{\varphi}}(y) \rangle$$

and the equation for the phase-phase correlator $\langle \hat{\tilde{\varphi}}(x) \hat{\tilde{\varphi}}(y) \rangle$:

$$\left(\frac{1}{2l} \frac{\partial^2}{\partial t^2} - 2\nabla \cdot \rho \nabla \right) \langle \hat{\tilde{\varphi}}(x) \hat{\tilde{\varphi}}(y) \rangle = \delta(x - y)$$

(here x denotes both space and time variables). It means that the phase-phase correlator is the Green function of the wave equation.

One can check that the Green functions calculated in this manner coincide with the Green functions $\langle \hat{\tilde{\rho}}(x) \hat{\tilde{\rho}}(y) \rangle$, $\langle \hat{\tilde{\rho}}(x) \hat{\tilde{\varphi}}(y) \rangle$, $\langle \hat{\tilde{\varphi}}(x) \hat{\tilde{\varphi}}(y) \rangle$ analyzed in spectral representation by Wu and Griffin [15]. To include the first quantum correction (1-loop quantum correction) term (23) should be added to action (39) [24].

In summary, various response functions, form-factors and Green functions are evaluated from effective action in any given approximation taking variational derivatives and integrating them with the two-point correlation function. This can be done in general using formulas of this section.

7 Conclusion

In the paper a self-consistent approach to the calculation of 1-loop quantum corrections to the Gross-Pitaevskii equation due to the interaction of the condensate with collective excitations is considered. To do this the hydrodynamic approximation was used. In this approximation excitations are equivalent to sound waves on a condensate background. This opens the possibility to use *methods of quantum gravity and theory of quantum gauge fields* where the problem of calculation of effective action for gravitational and gauge backgrounds (or more precise, quantum corrections due to other quantum fields) is common problem.

Many of the methods to approach the problem were developed during the last four decades. They are ζ -function regularization for determinants of operators, Schwinger-DeWitt-Seeley expansion of heat kernels [28, 29, 30], covariant methods of calculation of Seeley's

coefficients and the covariant perturbation technique for effective actions [31, 32, 33]. Although the methods are well-known in field theory they are not so familiar in condensed matter physics and the theory of coherent systems. An accurate account of corrections is very complicated even for a few first orders and the solutions are obtained by using the covariant perturbation technique and curvature expansions. On the way effects nonlocal in space and time appeared. In quantum gravity framework such effects play significant role in the gravitational collapse problem, Hawking radiation and so on.

However to benefit from it sometimes very general and only basic information about principle scales in systems in question is required. Indeed, this is the only information needed to extract leading logarithmic contributions while the calculation of other corrections is much more complicated. That is why we think that the developed approach can be widely used in many problems which have not much to do with Bose-condensation of trapped atoms or liquid Helium.

At the end let us stop on other applications of the presented method. It is easy to imagine other condensed matter examples of problems treatable by the same technique. Clearest and simplest of them are antiferromagnets, Josephson arrays and superconductors in nonuniform (in space and time) external magnetic fields. However many of other physical systems in a non-equilibrium background are potential field of applications.

Acknowledgment. We are very grateful to Mike Gunn for frequent stimulating discussions and valuable comments. We also want to thank Keith Burnett, Dima Vasilevich, Martin Long, Ray Jones, Igor Lerner, Pavel Kornilovich and Ely Klepfish for the discussions of the problem. This work was supported by the Grant of Russian Fund of Fundamental Investigations N 95-01-00548 and by the UK EPSRC Grants GR/J35221, GR/K68356.

Appendices

A Effective action

Let us consider a set of fields $\varphi^i \equiv \varphi^A(x) = \{\psi(x), \psi^+(x)\}$. The classical dynamics of these fields is described by the classical equations of motion

$$\frac{\delta S}{\delta \varphi^A(x)} = 0 \quad (\text{A.1})$$

derived from the classical action functional

$$S(\varphi) = \int dx \mathcal{L}(\varphi(x), \partial_\mu \varphi(x)) \quad (\text{A.2})$$

After quantization the fields become field operators $\hat{\varphi}$ acting on some state vectors of Fock space. Let us suppose that there exist some initial $|\text{in}\rangle$ and final $\langle \text{out}|$ vacuum states defined

in some appropriate way. The vacuum-vacuum transition amplitude can be presented as a Feynman path integral

$$\langle \text{out} | \text{in} \rangle \equiv Z(J) = \int D\varphi \exp \left\{ \frac{i}{\hbar} \left(S(\varphi) + J_i \varphi^i \right) \right\} \quad (\text{A.3})$$

Here we introduced the classical sources J_i to investigate the linear reaction of the system on the external perturbation. All the content of quantum field theory with all quantum effects is contained in the following Green functions

$$\langle \hat{\varphi}^{i_1} \dots \hat{\varphi}^{i_n} \rangle \equiv \frac{\langle \text{out} | T(\hat{\varphi}^{i_1} \dots \hat{\varphi}^{i_n}) | \text{in} \rangle}{\langle \text{out} | \text{in} \rangle} \quad (\text{A.4})$$

where T means the chronological ordering operator, i.e. the fields must be arranged from left to right in order of decreasing time arguments.

It is easy to show that all these Green functions can be obtained by the functional differentiation of the functional $Z(J)$, that is called, therefore, the generating functional. Moreover, factorizing the unconnected contributions one comes to generating functional for connected Green functions $W(J) = -i\hbar \ln Z(J)$

$$\langle \hat{\varphi}^{i_1} \dots \hat{\varphi}^{i_n} \rangle = \left(\frac{\hbar}{i} \right)^n \exp\left(-\frac{i}{\hbar} W\right) \frac{\delta^n}{\delta J_{i_1} \dots \delta J_{i_n}} \exp\left(\frac{i}{\hbar} W\right). \quad (\text{A.5})$$

The lowest connected Green functions have special names: the mean field

$$\langle \varphi^i \rangle \equiv \phi^i(J) = \frac{\delta W}{\delta J_i} \quad (\text{A.6})$$

and the propagator

$$\langle (\hat{\varphi}^i - \phi^i) (\hat{\varphi}^k - \phi^k) \rangle \equiv -i\hbar G^{ik}(J) = -i\hbar \frac{\delta^2 W}{\delta J_i \delta J_k} \quad (\text{A.7})$$

Further, the connected Green functions are expressed in terms of vertex functions. The generating functional for vertex functions is defined then by the Legendre functional transform

$$\Gamma(\phi) = W(J(\phi)) - J_k(\phi) \phi^k \quad (\text{A.8})$$

This is the most important object in quantum field theory. It contains all the information about the quantized fields.

1. First, one can show that it satisfies the equation

$$\Gamma_{,i}(\phi) \equiv \frac{\delta \Gamma}{\delta \phi^i} = -J_i(\phi) \quad (\text{A.9})$$

and, therefore, gives the effective equations for the mean field. These equations replace the classical equations of motion and describe the effective dynamics of background fields taking into account all quantum corrections! Thus $\Gamma(\phi)$ is called usually the *effective action*.

2. Second, it determines the full or exact propagator of quantized fields

$$-\Gamma_{,ik}G^{kn} = \delta_i^n \quad (\text{A.10})$$

where $\delta_i^n \equiv \delta_A^B \delta(x-y)$, and the vertex functions

$$\Gamma_n \equiv \Gamma_{,i_1 \dots i_n}, \quad (n \geq 3) \quad (\text{A.11})$$

This means that any S -matrix amplitude, or any Green function, is expressed in terms of propagator and vertex functions that are determined by the effective action.

3. At last, when the test sources vanish the effective action is just the vacuum amplitude

$$\langle \text{out} | \text{in} \rangle \Big|_{J=0} = \exp(i\Gamma/\hbar) \Big|_{J=0} \quad (\text{A.12})$$

Let us rewrite the definition of the effective action. To define the path integral it is convenient to make a so-called Wick rotation, or Euclidization, i.e. one replaces the real time coordinate to the purely imaginary one $t \rightarrow -it$ and singles out the imaginary factor also from the action $S \rightarrow -iS$ and the effective action $\Gamma \rightarrow -i\Gamma$. Then the metric becomes Euclidean, i.e. positive definite, and the classical action in all good field theories becomes positive definite functional. So, the Euclidean effective action is defined to satisfy the equation

$$\exp\left(\frac{1}{\hbar}\Gamma(\phi)\right) = \int D\varphi \exp\left\{\frac{1}{\hbar}\left[S(\varphi) - (\varphi^i - \phi^i)\Gamma_{,i}(\phi)\right]\right\} \quad (\text{A.13})$$

This path integral is still not well defined. There is not any reasonable method, except for lattice theories, to calculate this integral in general case. The only path integrals that can be well defined are the Gaussian ones. Then the full path integral can be well defined as an asymptotic series of Gaussian ones. This is just the quasiclassical, or WKB, approximation in the usual quantum mechanics. We decompose the fields in the classical and quantum parts

$$\varphi = \phi + \sqrt{\hbar}h \quad (\text{A.14})$$

and look for a solution of the equation for the effective action in form of an asymptotic series in powers of Planck constant.

$$\Gamma(\phi) = S(\phi) + \sum_{n \geq 1} \hbar^n \Gamma_{(n)}(\phi) \quad (\text{A.15})$$

Then all the coefficients of this expansion can be found. They are expressed in terms of the well-known Feynman diagrams. The number of loops in these diagrams correspond to the power of the Planck constant. We will be interested below in the so called *one-loop effective action*

$$\Gamma_{(1)} = -\frac{1}{2} \ln \text{Det } F \quad (\text{A.16})$$

where $F_{ik} = S_{,ik}$.

B Determinants of elliptic operators

Although Eqn.(A.16) seems to be very easy it is still ill defined. The point is it is divergent. This is just the well-known ultraviolet divergence of the quantum field theory. Indeed, we can rewrite the functional determinant as

$$\ln \det A = \text{Tr} \ln A = \ln \prod_n \lambda_n = \sum_n \ln \lambda_n \quad (\text{B.1})$$

where λ_n are the eigenvalues of the operator A . This series is easy to show to be divergent.

That means that one needs a regularization. This point was investigated very thoroughly by many authors and it is found that in quantum gravity and gauge theories the most appropriate regularizations are the analytical ones. The functional determinants can be well defined in terms of the so called ζ -function.

At first let us use a Wick rotation to produce a Laplace operator from the wave operator. It allows to make use of methods for the evaluation of the determinants of elliptic operators [26]. Now we are ready to introduce the ζ -function of an elliptic operator A :

$$\zeta(s, A) = \sum_i \lambda_i^{-s}$$

where $\{\lambda_i\}$ are eigenvalues of the operator A . Then

$$\text{Tr} \ln A = - \left. \frac{d}{ds} \zeta(s, A) \right|_{s=0}$$

To study the behavior of the ζ -function it is common to use the formula

$$\lambda_i^{-s} = \frac{1}{\Gamma(s)} \int_0^\infty dt \, t^{s-1} \exp(-t\lambda_i) .$$

Summing over all nonzero eigenvalues of A we get

$$\zeta(s, A) = \frac{1}{\Gamma(s)} \int_0^\infty dt \, t^{s-1} (\text{Tr} \exp(-tA) - L(A)) \quad (\text{B.2})$$

where $L(A)$ is a number of zero-modes of A . Representation (B.2) is valid when the integral converges. For nonnegative operator it always does converge as $t \rightarrow +\infty$. Conditions of the convergency of the integral as $t \rightarrow +0$ depend on details of the operator A . For Laplace operator in 4D it converges as $t \rightarrow +0$ if $\text{Re } s > 2$.

There exists the well-known Seeley expansion for the $\text{Tr}(\exp(-tA))$:

$$\text{Tr} \exp(-tA) = \sum_{k \geq 0} \Phi_{-k}(A) t^{-k} + \rho(t) ,$$

where $|\rho(t)|$ is bounded by a constant times t as $t \rightarrow +0$. $\Phi_{-k}(A)$ are called Seeley coefficients and play important role in the investigation of elliptic operators and their topological

properties (for example in the Index theory). For example, for 4D Laplace operator $\Phi_{-k} = 0$ $k \geq 3$, and

$$\begin{aligned}\Phi_{-2} &= (4\pi)^{-2}, \\ \Phi_{-1} &= -(4\pi)^{-2} \frac{1}{6} R, \quad \text{where } R \text{ — scalar curvature,}\end{aligned}$$

and

$$\Phi_0 = (4\pi)^{-2} \left(-\frac{1}{30} \nabla^2 R + \frac{1}{72} R^2 - \frac{1}{180} R_{\mu\nu} R^{\mu\nu} + \frac{1}{180} R_{\mu\nu\sigma\rho} R^{\mu\nu\sigma\rho} \right).$$

Here $R_{\mu\nu\sigma\rho}$ and $R_{\mu\nu}$ are Riemann and Ricci tensors correspondingly. They are defined by a metric of a curved space. The latter coefficient Φ_0 is particular important for the calculation of determinants.

Splitting (B.2) into an integral over $[0, 1]$ and one over $[1, +\infty]$ we get

$$\begin{aligned}\zeta(s) &= \frac{1}{\Gamma(s)} \left(\sum_{k>0} \frac{\Phi_{-k}(A)}{s-k} + \frac{\Phi_0(A) - L(A)}{s} + \right. \\ &\quad \left. + \int_1^\infty dt \operatorname{Tr} \exp(-tA) t^{s-1} + \int_0^1 dt \rho(t) t^{s-1} \right)\end{aligned}$$

The singularity at $s = 0$ turns out to be removable since $\lim_{s \rightarrow 0} s\Gamma(s) = 1$ and $\zeta(s)$ is defined by analytical continuation from the half-plane $\operatorname{Re} s > 0$.

From the relation $\ln \det A = -\zeta'(0)$ we find that

$$\begin{aligned}\ln \det A &= \sum_{k>0} \frac{\Phi_{-k}(A)}{k} + \Gamma'(1) (\Phi_0(A) - L(A)) - \int_1^\infty \frac{dt}{t} \operatorname{Tr} \exp(-tA) - \\ &\quad - \int_0^1 \frac{dt}{t} \left(\operatorname{Tr} \exp(-tA) - \sum_{k<0} \Phi_{-k}(A) t^{-k} \right).\end{aligned}$$

This is ζ -regularized $\ln \det A$ which we use in the paper.

To conclude this section we give the relation between $\ln \det A$ and $\ln \det \alpha A$ where α is a number parameter. It is easy to see that

$$\zeta(s, \alpha A) = \zeta(s, A) \cdot \alpha^{-s}$$

because $\lambda_i(\alpha A) = \alpha \lambda_i(A)$. This leads to the relation:

$$\ln \det \alpha A = \ln \det A + \ln \alpha \cdot \zeta(0, A) = \ln \det A + \ln \alpha \cdot (\Phi_0(A) - L(A)) \quad (\text{B.3})$$

which we use intensively in the paper.

C Variational derivative of the effective action

In this appendix we give details of the calculation omitted in section 3 to do not interrupt the main stream of the consideration. To make the calculation more efficient we make use covariant form of the quantum correction since there exists well-know way to simplify covariant variation calculation [27].

We are interested in the following variational derivative

$$\frac{\delta}{\delta g^{\mu\nu}} \Phi_0(\square) \quad (C.1)$$

where

$$\Phi_0(\square) = \frac{1}{(4\pi)^2} \int dx \sqrt{-g} \left(\frac{1}{72} R^2 - \frac{1}{180} R_{\mu\nu} R^{\mu\nu} + \frac{1}{180} R_{\mu\nu\sigma\rho} R^{\mu\nu\sigma\rho} \right) \quad (C.2)$$

For variation of the volume element we have

$$\delta\sqrt{-g} = -\frac{1}{2\sqrt{-g}} \delta g_{\mu\nu} \Delta^{\mu\nu} = \frac{\sqrt{-g}}{2} \delta g_{\mu\nu} g^{\mu\nu} = -\frac{\sqrt{-g}}{2} g_{\mu\nu} \delta g^{\mu\nu}$$

where $\Delta^{\mu\nu}$ is defined by as

$$\Delta^{\mu\nu} = g \cdot g^{\mu\nu}$$

and the following relation was used

$$\delta g_{\mu\nu} g^{\mu\nu} = -g_{\mu\nu} \delta g^{\mu\nu}.$$

For variations $R^2, R_{\mu\nu} R^{\mu\nu}, R_{\mu\nu\sigma\rho} R^{\mu\nu\sigma\rho}$ one can obtain

$$\begin{aligned} \delta R^2 &= 2\delta R \cdot R = 2\delta g^{12} R_{12} R + 2g^{12} \delta R_{12} \cdot R \\ \delta R_{12} R^{12} &= \delta(g^{13} g^{24} R_{12} R_{34}) = 2\delta g^{12} R_{13} R_2^{\cdot 3} + 2\delta R_{12} R^{12} \\ \delta R_{1234} R^{1234} &= \delta(g^{15} g^{26} g^{37} g^{48} R_{1234} R_{5678}) = 4\delta g^{12} R_{1345} R_2^{\cdot 345} + 2\delta R_{1234} R^{1234} \end{aligned}$$

where numbers 1, 2, 3, ... mean indices $\mu_1, \mu_2, \mu_3, \dots$ respectively. Hence,

$$\begin{aligned} \delta\Phi_0 &= \frac{1}{36(4\pi)^2} \int dx \sqrt{-g} \delta g^{\mu\nu} \left[-\frac{1}{2} g_{\mu\nu} \left\{ \frac{1}{2} R^2 - \frac{1}{5} R_{12} R^{12} + \frac{1}{5} R_{1234} R^{1234} \right\} \right. \\ &\quad \left. + R_{\mu\nu} R - \frac{2}{5} R_{\mu 1} R_k^{\cdot \nu} + \frac{4}{5} R_{\mu 123} R_\nu^{\cdot 123} \right] \\ &\quad + \frac{1}{36(4\pi)^2} \int dx \sqrt{-g} \left[g^{12} \delta R_{12} R - \frac{2}{5} \delta R_{12} R^{12} + \frac{2}{5} \delta R_{1234} R^{1234} \right] \end{aligned}$$

So we need to calculate last three terms.

For variations of Ricci and Riemann tensors we have [27]:

$$\begin{aligned} \delta R_{\mu\nu} &= \nabla_\nu (\delta \Gamma_{\mu 1}^1) - \nabla_1 (\delta \Gamma_{\mu\nu}^1) \\ &= \frac{1}{2} g^{12} [\nabla_\mu \nabla_\nu \delta g_{12} - \nabla_1 \nabla_\mu \delta g_{2\nu} - \nabla_1 \nabla_\nu \delta g_{2\mu} + \nabla_1 \nabla_2 \delta g_{\mu\nu}] \end{aligned} \quad (C.3)$$

$$\begin{aligned} \delta R_{\mu\nu\sigma\rho} &= -g_{\mu 1} \delta g^{12} R_{2\nu\sigma\rho} + g_{\mu 1} \nabla_\rho (\delta \Gamma_{\nu\sigma}^1) - g_{\mu 1} \nabla_\sigma (\delta \Gamma_{\nu\rho}^1) \\ &= -g_{\mu 1} \delta g^{12} R_{2\nu\sigma\rho} + \frac{1}{2} [\nabla_\rho \nabla_\sigma \delta g_{\mu\nu} + \nabla_\rho \nabla_\nu \delta g_{\mu\sigma} - \nabla_\rho \nabla_\mu \delta g_{\nu\sigma} \\ &\quad - \nabla_\sigma \nabla_\rho \delta g_{\mu\nu} - \nabla_\sigma \nabla_\nu \delta g_{\mu\rho} + \nabla_\sigma \nabla_\mu \delta g_{\nu\rho}] \end{aligned} \quad (C.4)$$

Let us consider covariant divergence of some vector T^k :

$$\nabla_\mu T^\mu = \nabla^\mu T_\mu = \partial_\mu T^\mu + \Gamma_{\mu\nu}^\nu T^\mu = \frac{1}{\sqrt{-g}} \partial_\mu (\sqrt{-g} T^\mu)$$

Hence

$$\sqrt{-g} \nabla_\mu T^\mu = \partial_\mu T^\mu$$

is a pure divergence and can be dropped under integration. Using this we can easily derive the following expression for variations of the integrals we are interested in

$$\begin{aligned} \int dx \sqrt{-g} g^{\mu\nu} \delta R_{\mu\nu} R &= \int dx \sqrt{-g} \delta g^{\mu\nu} \left[-\frac{1}{2} \{ \nabla_\mu, \nabla_\nu \} R + g_{\mu\nu} \square R \right] \\ \int dx \sqrt{-g} \delta R_{\mu\nu} R^{\mu\nu} &= \frac{1}{2} \int dx \sqrt{-g} \delta g^{\mu\nu} \left[-\square R_{\mu\nu} - g_{\mu\nu} \nabla_1 \nabla_2 R^{12} + \nabla_1 \nabla_\mu R_\nu^{1\cdot} + \nabla_1 \nabla_\nu R_\mu^{1\cdot} \right] \\ \int dx \sqrt{-g} \delta R_{\mu\nu\sigma\rho} R^{\mu\nu\sigma\rho} &= \int dx \sqrt{-g} \delta g^{\mu\nu} \left[-R_{\mu 123} R_\nu^{123} + 2 \nabla^2 \nabla^1 R_{\mu 12\nu} \right] \end{aligned}$$

Summing all terms we obtain

$$\begin{aligned} \frac{\delta}{\delta g^{\mu\nu}} \Phi_0(\square) &= \frac{1}{36(4\pi)^2} \sqrt{-g} \left\{ -\frac{1}{2} g_{\mu\nu} \left[\frac{1}{2} R^2 - \frac{1}{5} R_{\sigma\rho} R^{\sigma\rho} + \frac{1}{5} R_{\sigma\rho\alpha\beta} R^{\sigma\rho\alpha\beta} \right] \right. \\ &\quad + R_{\mu\nu} R - \frac{2}{5} R_{\mu\sigma} R_\nu^{\cdot\sigma} + \frac{2}{5} R_{\mu\sigma\rho\alpha} R_\nu^{\cdot\sigma\rho\alpha} - g_{\mu\nu} \square R + \frac{1}{2} \{ \nabla_\mu, \nabla_\nu \} R \\ &\quad \left. + \frac{1}{5} \left[-2 \nabla^\sigma \nabla_\nu R_{\mu\sigma} + \square R_{\mu\nu} + g_{\mu\nu} \nabla^\sigma \nabla^\rho R_{\sigma\rho} \right] + \frac{4}{5} \nabla^\rho \nabla^\sigma R_{\mu\sigma\rho\nu} \right\} \end{aligned}$$

References

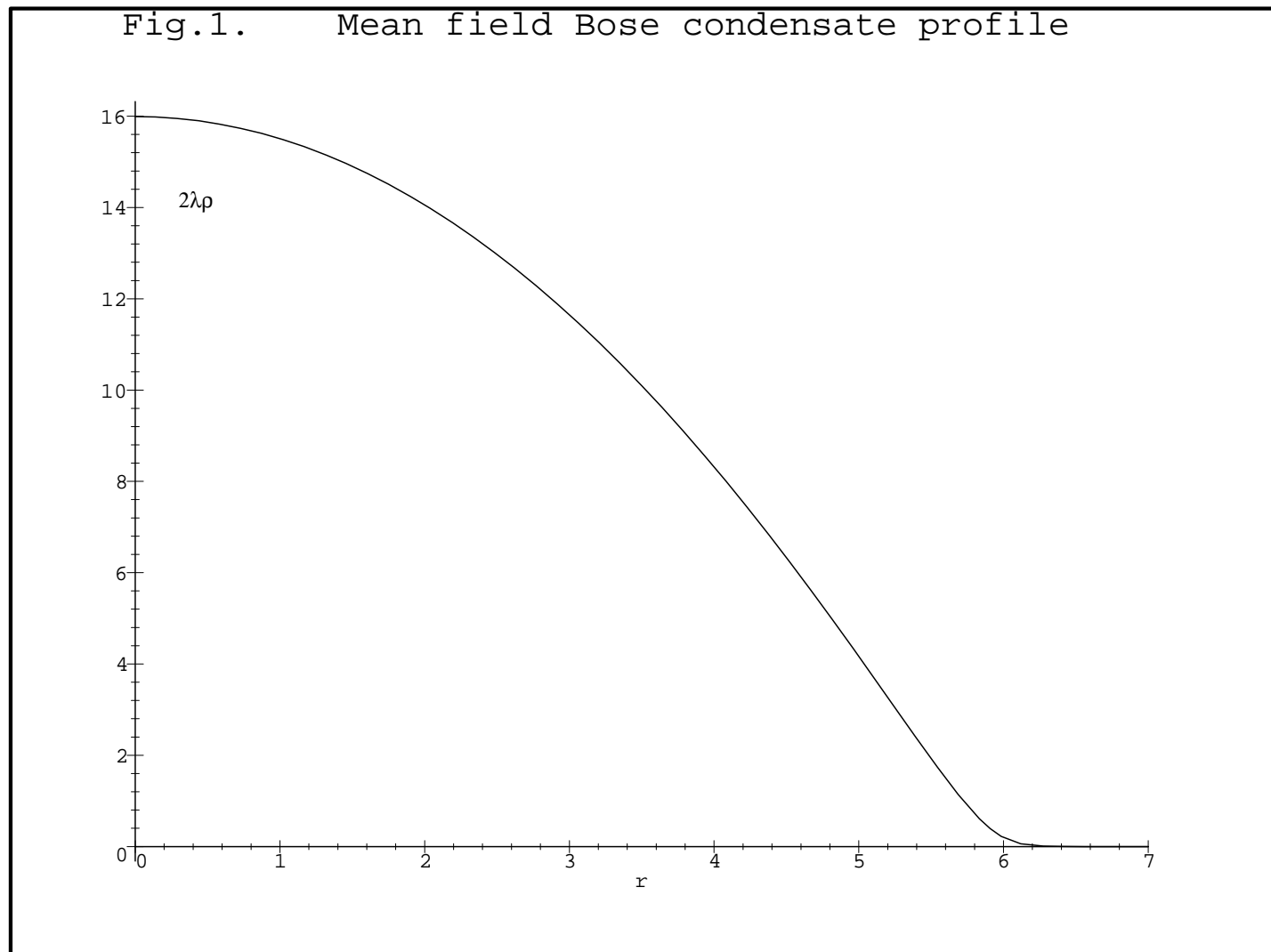
- [1] M.H. Anderson, J.R. Ensher, M.R. Matthews, C.E. Wieman, and E.A. Cornell, Science **269**, 198 (1995);
- [2] C.C. Bradley, C.A. Sackett, J.J. Tollett, and R.G. Hulet, Phys. Rev. Lett. **75**, 1687 (1995);
- [3] K.B. Davis, M.-O. Mewes, M.R. Andrews, N.J. van Druten, D.S. Durfee, D.M. Kurn, and W. Ketterle, Phys. Rev. Lett. **75**, 3969 (1995);
- [4] M. J. Holland and J. Cooper, to appear in Phys. Rev. A.
- [5] P. A. Ruprecht, M. J. Holland, K. Burnett, and M. Edwards, Phys. Rev. A **51**, 4701 (1995).
- [6] M. Edwards, R. J. Dodd, C. W. Clark, P. A. Ruprecht, and K. Burnett, Phys.Rev.A **53**, N4, R1950 (1996);
- [7] V.L. Ginburg and L.P. Pitaevskii, Sov. Phys.-JETP **7**, 858 (1958); E.P. Gross, J. Math. Phys. **4**, 195 (1963);

- [8] K. Ilinski and A. Moroz: *Aspect ratio analysis for ground states of bosons in anisotropic traps*, preprint cond-mat/9512155, to appear in J. Res. Nat. Inst. of Standards and Technology;
- [9] J. M. F. Gunn, K. Ilinski and E. Klepfish, work in progress;
- [10] E. V. Shuryak: *Bose condensate made of atoms is meta-stable*, preprint cond-mat/9512008;
- [11] A. L. Fetter: *Ground State and excited States of a Confined Condensed Bose Gas*, to appear in Phys. Rev. A, preprint cond-mat/9510037;
- [12] A. L. Fetter: *Excited states of a static dilute spherical Bose condensate in a trap*, LT21 Conference, Prague, Aug., 1996, to appear in Czechoslovak Journ. Phys., preprint cond-mat/9606016;
- [13] S. Stringari: *Collective excitations of a trapped Bose- condensed gas*, preprint cond-mat/9603126;
- [14] M. Edwards, P. A. Ruprecht, K. Burnett, R. J. Dodd and C. W. Clark: *Collective excitations of atomic Bose-Einstein condensates*, preprint cond-mat/9605170;
- [15] Wen-Chin Wu and A. Griffin: *Quantized hydrodynamic model and the dynamic structure factor for a trapped Bose gas*, preprint cond-mat/9606076, submitted in Phys. Rev. A;
- [16] Yu. Kagan, E. L. Surkov, and G. V. Shlyapnikov: *Evolution of a Bose-condensed gas under variations of the confining potential*, preprint atom-ph/9606001;
- [17] H. T. Stoof, Phys. Rev. A **45**, N12, 8398-8406 (1992);
- [18] Popov, V. N.: *Functional integrals and collective excitations*, Cambridge University Press, 1987;
- [19] The *s*-wave scattering length can be estimated as $l \sim 100a_0$, where a_0 is the Bohr radius (i.e., $l \sim 5 \cdot 10^{-7}$ cm);
- [20] F. Dalfovo and S. Stringari, Phys. Rev. A **53** N4 2477 (1996);
- [21] F. N. Fritsch, R. E. Schafer, and W. P. Crowley, Commun. of the ACM, Feb. 1973, Vol. 16, No. 2.
- [22] B. W. Char, K. O. Geddes, G. H. Gonnet, B. L. Leong, M. B. Monagan, S. M. Watt, *Maple V Language Reference Manual* (Springer-Verlag, New York, 1991);
- [23] Although in the section the isotropic case is only considered it is easy and straightforward to give the corresponding consideration for anisotropic case. To do this the only change is to make use the analytic expression for anisotropic condensate profile which can be found in [8].

- [24] Using field-theoretical terminology the analysis by Wu and Griffin [15] corresponds to a classical level while term (23) is a first quantum correction. Since paper [15] has a title “Quantized hydrodynamic model...” a confusion can occur. In this way, the only self-consistent possibility to introduce non-condensed fraction in the consideration is to study the action (39) with (at least 1-loop) quantum corrections.
- [25] It is not absolutely true for two-point correlation function only when the approach gives an partial derivatives differential equation which still has to be solved; it can be done numerically and is not principal problem.
- [26] Albert S. Schwarz: *Quantum Field Theory and Topology*, Springer-Verlag, 1993;
- [27] B.A.Dubrovin, A.T.Fomenko, S.P.Novikov: *Modern Geometry – Methods and Applications*, Springer-Verlag, 1984; S.Weinberg: *Gravitation and cosmology: principles and applications of the general theory of relativity*, John Wiley & Sons, Inc. New York London Sydney Toronto, 1972;
- [28] Schwinger J.S., Phys.Rev. **82**, 664 (1951);
- [29] De Witt B.S., Phys.Rep.**C 19**, 296 (1975);
- [30] Seeley R.T., Proc. Symp.Pure Math. **10**, 288 (1967);
- [31] Barvinsky A.O., Vilkovisky G.A., Nucl. Phys. B 282, 163 (1987); Nucl. Phys. B 333, 471 (1987); Nucl. Phys. B 333, 512 (1987);
- [32] Barvinsky A.O., Gusev Yu.V., Vilkovisky G.A. and Zhytnikov V.V., J.Math.Phys. **35** (7), 3525-3542, (1994); J.Math.Phys. **35** (7), 3543-3559, (1994);
- [33] Avramidi I.G., Theor.Mat.Fiz **79**, 219 (1989); Phys.Lett B 238, 92 (1990); Nucl.Phys. B 355, 712 (1991);

Figure caption.

1. Fig.1 Bose condensate density profile obtained in mean field approximation. The curve is drawn using the analytic Ansatz of Ref.[8]. Lengths are measured in units of the oscillator length a_{\perp} . The multiplier is defined as $\lambda = 4\pi l/a_{\perp}$.
2. Fig.2 The calculated one-loop quantum correction to the Nonlinear Schrödinegr equation in the central region of the isotropic trap. Lengths are measured in units of the oscillator length. N is the number of particles (for the picture $N = 10^5$) and δP is defined by eq.(28).
3. Fig.3 The calculated one-loop quantum correction to the Nonlinear Schrödinegr equation at the intermediate region of the isotropic trap. Lengths are measured in units of the oscillator length. N is the number of particles (for the picture $N = 10^5$) and δP is defined by eq.(28).
4. Fig.4 Change in sign of the one-loop contribution in intermediate region of the trap. Lengths are measured in units of the oscillator length. N is the number of particles (for the picture $N = 10^5$) and δP is defined by eq.(28).
5. Fig.5 Merging of High density approximation for the quantum correction (solid line) and the corresponding Low density one (dashed line). Lengths are measured in units of the oscillator length. In the region to the left to the point $r \sim 5.9$ High density approximation produces the correction (28). In the region to the right to the point $r \sim 5.9$ Low density approximation (31) for the correction should be used. In the region of the boundary point both approximations fail and other quantum contributions should be kept.
6. Fig.6 Comparison of various terms in the equation for the condensate density. The interpolating quantum correction (solid line) of Fig.5, nonlinear interaction term (dashed line) and kinetic energy (circles) are pictured. Lengths are measured in units of the oscillator length.



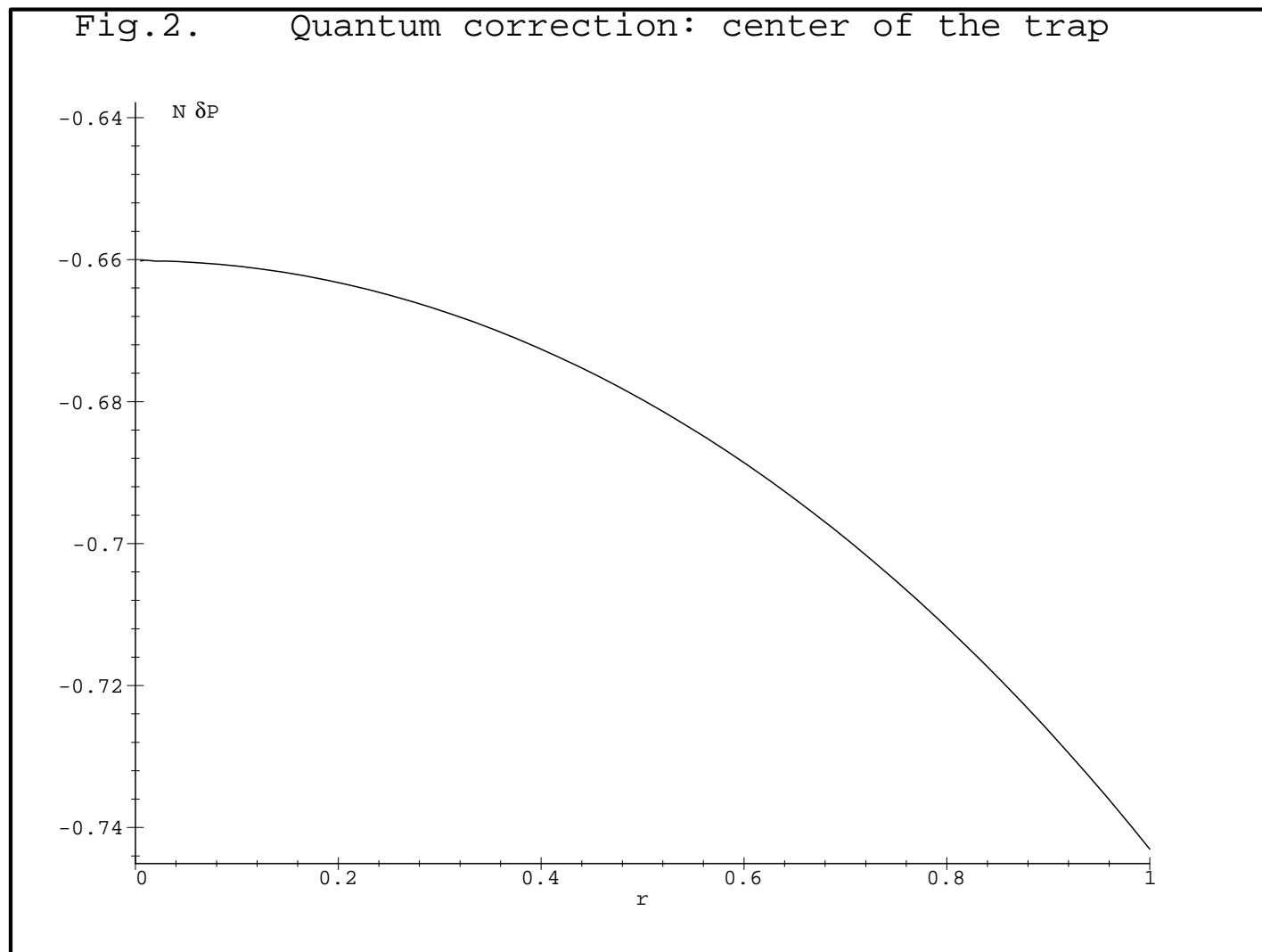


Fig.3. Quantum correction: intermediate region

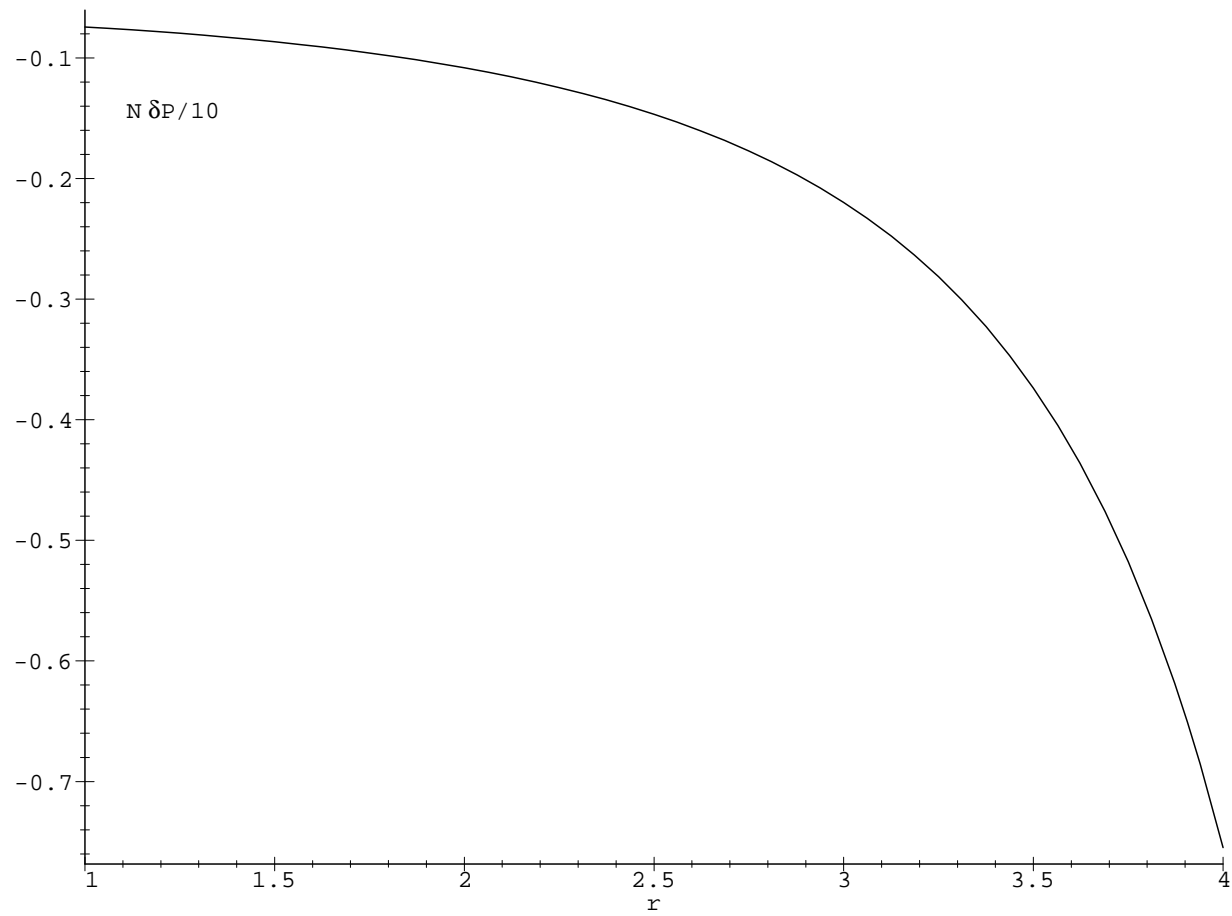


Fig.4. Quantum correction: change in sign

