

Temperature dependence of the electron chemical potential in $\text{YBa}_2\text{Cu}_3\text{O}_{6+\delta}$

A. V. Dotsenko and O. P. Sushkov*

School of Physics, The University of New South Wales, Sydney 2052, Australia

Abstract

We study the behaviour of the electronic chemical potential in $\text{YBa}_2\text{Cu}_3\text{O}_{6+\delta}$ near the superconducting transition using the spin-wave exchange theory of pairing. We find that the experimental value of the jump in the temperature derivative of the chemical potential is inconsistent with the theoretical value calculated under the assumption of constant hole concentration. It is suggested that charge transfer between chains and planes takes place and corresponding calculations are done.

arXiv:cond-mat/9601031v3 29 Feb 1996

Typeset using REVTeX

The temperature dependence of the chemical potential near the superconducting transition has attracted some attention recently [1–8]. It has been shown in several models that there is a jump in the temperature derivative of the chemical potential. In Ref. [1], in a simple BCS model with quadratic dispersion and s -wave pairing, the relationship between the chemical potential in the superconducting state μ_s and the chemical potential in the normal state μ_n was found to be

$$\mu_s = \mu_n - \frac{\Delta^2}{4\mu_n}, \quad (1)$$

where Δ is the gap at the Fermi surface. Near the critical point $\Delta \propto \sqrt{T_c - T}$, and from Eq. (1) it follows that the temperature dependence of the chemical potential is not smooth. This effect has been observed experimentally [8]. Measurements of the work function of the $\text{YBa}_2\text{Cu}_3\text{O}_{6+\delta}$ compound with the critical temperature of 90 K gave

$$\left. \frac{d(\mu_n^e - \mu_s^e)}{dT} \right|_{T=T_c} = 0.12 \pm 0.02. \quad (2)$$

(Throughout the paper, the Boltzmann constant $k_B = 1$.)

The purpose of the paper is to present a quantitative study of this effect specifically for $\text{YBa}_2\text{Cu}_3\text{O}_{6+\delta}$. Using the magnetic fluctuation exchange theory of high temperature superconductivity, we find a value of $\Delta(d\mu^e/dT)$ much larger than the experimental value (2) and we show that the discrepancy may be explained by taking into account the presence of chains.

Before calculations, let us discuss various contributions into the temperature dependence of the chemical potential. The quantity measured in the experiment [8] is the single electron work function. To analyse it we must consider the single particle Green's function. The mean field approximation corresponds to the account of the leading order anomalous self-energy (Fig. 1) in the Dyson equations for the normal and anomalous Green's functions [9]. With a normalisation condition, it gives an effect as in Eq. (1). In the next order, there is the self-energy contribution presented in Fig. 2, which is due to modification of the spin-wave (wavy line) at the transition point. Analysis of this diagram is very complicated. At zero temperature, this problem was recently studied in [10]. We plan to analyse the problem more generally in the future. In the present work we neglect the contribution of the diagram in Fig. 2 *i.e.* we stay within the mean field approximation.

Another aspect to consider is the external influence on the electronic subsystem. Equation (1) corresponds to the usual BCS mean field theory with constant electronic density. The experiment corresponds to constant external pressure, however due to interaction with the lattice, the electronic subsystem is neither at constant density nor at constant pressure. [It appropriate to note here that, at constant electronic pressure, according to Landau theory of second order phase transitions there is no discontinuity in $d\mu/dT$ (see discussion in Ref. [7]).] We thus have to understand first which theoretical value should be compared with the experiment.

There is a rearrangement of the lattice under the superconducting transition. Its influence on the single electron Green's function is described by the diagram in Fig. 3, with the dash

line representing phonons. Since there are two anomalous Green's functions in the loop this contribution is proportional to Δ^2 . However, it can be neglected if the interaction with phonons is weak and the lattice is hard, We therefore take the electron density to be constant.

Let us now outline the mechanism of pairing induced by spin-wave exchange in the t - J model [11,12]. The t - J model is defined by the Hamiltonian

$$H = -t \sum_{\langle nm \rangle \sigma} (d_{n\sigma}^\dagger d_{m\sigma} + \text{H.c.}) + J \sum_{\langle nm \rangle} \mathbf{S}_n \cdot \mathbf{S}_m, \quad (3)$$

where $d_{n\sigma}^\dagger$ is the creation operator of a hole with spin σ ($\sigma = \uparrow, \downarrow$) at site n of a two-dimensional square lattice and $\langle nm \rangle$ are nearest-neighbour sites. The $d_{n\sigma}^\dagger$ operators act in the Hilbert space with no double electron occupancy. The spin operator is $\mathbf{S}_n = \frac{1}{2} d_{n\alpha}^\dagger \boldsymbol{\sigma}_{\alpha\beta} d_{n\beta}$. Below we set J and the lattice spacing equal to unity.

At half-filling (one hole per site), the t - J model is equivalent to the Heisenberg antiferromagnetic model which has long-range order in the ground state. We denote the wave function of this (undoped) ground state by $|0\rangle$ and use it as the starting point for considering the doped state. It is well known that doping destroys long-range antiferromagnetic order. However, we may use $|0\rangle$ and the corresponding set of excitations as the basis in the problem with doping. The effective Hamiltonian for the t - J model as derived in [13–15] is

$$H_{\text{eff}} = \sum_{\mathbf{k}\sigma} \epsilon_{\mathbf{k}} h_{\mathbf{k}\sigma}^\dagger h_{\mathbf{k}\sigma} + \sum_{\mathbf{q}} \omega_{\mathbf{q}} (\alpha_{\mathbf{q}}^\dagger \alpha_{\mathbf{q}} + \beta_{\mathbf{q}}^\dagger \beta_{\mathbf{q}}) + H_{\text{h,sw}} + H_{\text{h,h}}. \quad (4)$$

It is expressed in terms of the usual spin waves on antiferromagnetic background $\alpha_{\mathbf{q}}$ and $\beta_{\mathbf{q}}$ and composite hole operators $h_{\mathbf{k}\sigma}$ ($\sigma = \pm 1/2$ is the pseudo-spin index). The summations over \mathbf{k} and \mathbf{q} are over the Brillouin zone of one sublattice (defined by $|k_x| + |k_y| \leq \pi$).

The wave function of a composite hole can be represented as $\psi_{\mathbf{k}\sigma} = h_{\mathbf{k}\sigma}^\dagger |0\rangle$. At large t the operator $h_{\mathbf{k}\sigma}^\dagger$ has a complicated structure. At $t = 3$, the weight of the bare hole in $\psi_{\mathbf{k}\sigma}$ is about 25%, the weight of configurations “bare hole + 1 magnon” is $\sim 50\%$, and the rest are more complicated configurations. The dressed hole is a normal fermion. For $t \lesssim 5$ the dispersion can be approximated by the expression [16]

$$\epsilon_{\mathbf{k}} = \text{const} - \sqrt{0.43 + 4.6 t^2 - 2.8 t^2 \gamma_{\mathbf{k}}^2} + \frac{1}{4} \beta_2 (\cos k_x - \cos k_y)^2, \quad (5)$$

where $\gamma_{\mathbf{k}} = \frac{1}{2}(\cos k_x + \cos k_y)$. We use the rigid band approach, *i.e.* we always use the dispersion Eq. (5) which was derived for the undoped model. The basis for this approach is that the results are not highly sensitive to the dispersion and there is some evidence, including experimental, that the changes in the dispersion caused by doping are moderate. Near the band minima $\mathbf{k}_0 = (\pm\pi/2, \pm\pi/2)$, the dispersion (5) can be presented in the usual quadratic form

$$\epsilon_{\mathbf{k}} = \frac{1}{2} \beta_1 p_1^2 + \frac{1}{2} \beta_2 p_2^2, \quad (6)$$

where p_1 (p_2) is the projection of $\mathbf{k} - \mathbf{k}_0$ on the direction orthogonal (parallel) to the face of the magnetic Brillouin zone, and $\beta_1 \approx 0.65 t$ at $t \gg 0.3$. The coefficient β_2 is small ($\beta_2 \ll \beta_1$) and the dispersion is almost degenerate along the edge of the magnetic Brillouin

zone ($\gamma_{\mathbf{k}} = 0$). According to Refs. [17–19], $\beta_2 \approx 0.1t$ at $t \gtrsim 0.3$. For the physical value of $t \approx 3$ it means $\beta_2 \approx 0.3$. Angle resolved photoemission experiments [20] indicate a smaller value of $\beta_2 \simeq 0.1$, which can be modelled by adding a small diagonal hopping term to the original t - J Hamiltonian. While being crucial in some experiments (such as the Hall effect), when pairing is considered, the exact value of β_2 is not very important as long as it is small. In the present paper we use $\beta_2 = 0$ and $\beta_2 = 0.3$.

The spin-wave dispersion in (4) is

$$\omega_{\mathbf{q}} = 2\sqrt{1 - \gamma_{\mathbf{q}}^2}. \quad (7)$$

A certain approximation is made here since in the presence of mobile holes long range antiferromagnetic order is destroyed and a gap is formed in the spin-wave spectrum. The used approximation assumes that magnetic order is preserved at the scales most relevant to pairing. We checked that the results are not dramatically affected if a small gap is introduced in Eq. (7).

The interaction of composite holes with spin waves is of the form [14,17,18,21]

$$H_{\text{h,sw}} = \sum_{\mathbf{k}, \mathbf{q}} g_{\mathbf{k}, \mathbf{q}} \left(h_{\mathbf{k}+\mathbf{q}\downarrow}^\dagger h_{\mathbf{k}\uparrow} \alpha_{\mathbf{q}} + h_{\mathbf{k}+\mathbf{q}\uparrow}^\dagger h_{\mathbf{k}\downarrow} \beta_{\mathbf{q}} + \text{H.c.} \right),$$

$$g_{\mathbf{k}, \mathbf{q}} = 2f \left(\frac{2}{N} \right)^{1/2} (\gamma_{\mathbf{k}} U_{\mathbf{q}} + \gamma_{\mathbf{k}+\mathbf{q}} V_{\mathbf{q}}), \quad (8)$$

where N is the total number of sites, $U_{\mathbf{q}} = \sqrt{\frac{1}{\omega_{\mathbf{q}}} + \frac{1}{2}}$ and $V_{\mathbf{q}} = -\text{sign}(\gamma_{\mathbf{q}}) \sqrt{\frac{1}{\omega_{\mathbf{q}}} - \frac{1}{2}}$ are the parameters of the Bogolyubov transformation diagonalising the spin-wave Hamiltonian. At $t = 3$, the coupling constant f in Eq. (8) is $f = 1.8$ [14]. It is strongly renormalised (by a factor of order J/t) compared to the coupling constant for bare holes but, importantly, the kinematic structure of the vertex remains the same (see [14,17,18,21]).

Finally, there is a contact hole-hole interaction $H_{\text{h,h}}$ in the effective Hamiltonian (4). It is proportional to some function $A(t)$. For small t this function approaches the value $A(0) = -\frac{1}{4}$, which reflects the well known hole-hole attraction induced by reduction of the number of missing antiferromagnetic links. However $A(t)$ vanishes at $t \approx 3$ [13]. We therefore neglect the contact interaction $H_{\text{h,h}}$ and consider only the hole-spin-wave interaction $H_{\text{h,sw}}$.

Because of the nearly flat hole dispersion and extremely low Fermi energy ($\epsilon_F \sim 100$ K at optimal doping), the spin wave velocity is much higher than the typical hole velocity. It means that the spin-wave exchange interaction is essentially instantaneous and retardation can be ignored. The wave function of the superconducting state is constructed in the usual BCS form involving dressed holes

$$|\Psi\rangle = \prod_{\mathbf{k}} \left(u_{\mathbf{k}} + v_{\mathbf{k}} h_{\mathbf{k}\uparrow}^\dagger h_{-\mathbf{k}\downarrow}^\dagger \right) |0\rangle, \quad (9)$$

where $u_{\mathbf{k}}^2 + v_{\mathbf{k}}^2 = 1$ and $|0\rangle$ is the undoped state. For the gap we then have the usual BCS equation

$$\Delta_{\mathbf{k}} = - \sum_{\mathbf{k}'} V_{\mathbf{k}\mathbf{k}'} \frac{\Delta_{\mathbf{k}'}}{2E_{\mathbf{k}'}} \tanh \frac{E_{\mathbf{k}'}}{2T}, \quad (10)$$

$$E_{\mathbf{k}} = \sqrt{\xi_{\mathbf{k}}^2 + \Delta_{\mathbf{k}}^2}, \quad u_{\mathbf{k}} v_{\mathbf{k}} = \frac{\Delta_{\mathbf{k}}}{2E_{\mathbf{k}}}, \quad \xi_{\mathbf{k}} = \epsilon_{\mathbf{k}} - \mu,$$

TABLE I. Partial derivatives of hole concentration at the transition point. The hole concentration is $x = 0.15$.

β_2	$\mu(0)$	$\mu(T_c)$	T_c	$(\partial x/\partial\mu)_n$	$(\partial x/\partial\mu)_s$	$(\partial x/\partial T)_n$	$(\partial x/\partial T)_s$
0.0	0.006	0.010	0.042	1.97	2.45	0.92	-0.55
0.3	0.134	0.139	0.039	1.36	1.69	0.84	-0.44

with the chemical potential μ fixed by the hole concentration

$$x = \sum_{\mathbf{k}} \left(1 - \frac{\xi_{\mathbf{k}}}{E_{\mathbf{k}}} \tanh \frac{E_{\mathbf{k}}}{2T} \right). \quad (11)$$

The interaction in Eq. (10) is

$$V_{\mathbf{k}\mathbf{k}'} = -2 \frac{g_{-\mathbf{k},\mathbf{q}} g_{-\mathbf{k}',\mathbf{q}}}{-\omega_{\mathbf{q}} - |\xi_{\mathbf{k}}| - |\xi_{\mathbf{k}'}|}, \quad (12)$$

where $\mathbf{q} = \mathbf{k} + \mathbf{k}'$. The diagrams representing the exchange of one spin wave are shown in Fig. 4. The kinematic structure of the interaction is better seen if we use Eq. (8) and write

$$g_{-\mathbf{k},\mathbf{q}} g_{-\mathbf{k}',\mathbf{q}} = \frac{4f^2}{N} \cdot \frac{2\gamma_{\mathbf{k}}\gamma_{\mathbf{k}'} - (\gamma_{\mathbf{k}}^2 + \gamma_{\mathbf{k}'}^2)\gamma_{\mathbf{q}}}{(1 - \gamma_{\mathbf{q}}^2)^{1/2}}. \quad (13)$$

The structure of the interaction (12) resulting from the hole-spin-wave vertex of Eq. (13) is an important difference of the used approach from the phenomenological theories of superconductivity [22] which take the hole-spin-wave vertex as a constant without any \mathbf{k} -dependence. We believe that Eq. (12) is more appropriate in the context of strongly correlated systems since it is derived from the microscopic Hamiltonian.

Details of an approximate analytical and exact numerical solutions of Eq. (10) are discussed in [11] and [12]. There is an infinite set of solutions with different symmetries but the strongest pairing is in the $d_{x^2-y^2}$ -wave channel.

The calculated chemical potential for hole concentration $x = 0.15$ is presented in Fig. 5. To study analytically the temperature dependence of the chemical potential, it is convenient to use partial derivatives of concentration. For the jump in the temperature derivative of the chemical potential we have

$$\left. \frac{d(\mu_n - \mu_s)}{dT} \right|_{T=T_c} = \frac{(\partial x/\partial T)_s}{(\partial x/\partial\mu)_s} - \frac{(\partial x/\partial T)_n}{(\partial x/\partial\mu)_n}, \quad (14)$$

where indices s and n refer to derivatives being taken below and above the transition point, respectively. In experiments, electron rather than hole chemical potential is measured and the appropriate quantity is therefore $\Delta(d\mu^e/dT) = -\Delta(d\mu/dT)$.

The results of our calculations are presented in Table I.

Substituting data from Table I into Eq. (14) or from Fig. 5, we find $\Delta(d\mu^e/dT) = 0.69$ for $\beta_2 = 0$ and $\Delta(d\mu^e/dT) = 0.88$ for $\beta_2 = 0.3$, which is more than 5 times larger than the

experimental value (2). In the rest of the paper we examine how the presence of chains may affect this result.

The chains in $\text{YBa}_2\text{Cu}_3\text{O}_{6+\delta}$ are known to be charge reservoirs and we can expect that the presence of a reservoir will reduce variations of the chemical potential (in the extreme case of an infinite reservoir the chemical potential is always constant). The conserved quantity is the total hole concentration $\delta = 2x + x'$, where x is the in-plane hole concentration, x' is the hole concentration in the chains, and we have taken in account that there is one chain for two planes. The expression for the jump in $d\mu/dT$ is now

$$\left. \frac{d(\mu_n - \mu_s)}{dT} \right|_{T=T_c} = \frac{2(\partial x/\partial T)_s + (\partial x'/\partial T)}{2(\partial x/\partial \mu)_s + (\partial x'/\partial \mu)} - \frac{2(\partial x/\partial T)_n + (\partial x'/\partial T)}{2(\partial x/\partial \mu)_n + (\partial x'/\partial \mu)}. \quad (15)$$

The number of holes in the chain is found as in the usual filling of a band,

$$x' = 2 \int \frac{dk}{2\pi} n_F(\epsilon'_k), \quad (16)$$

where $n_F(\epsilon) = [\exp(\frac{\epsilon-\mu}{T}) + 1]^{-1}$ and ϵ'_k is the dispersion of the chain band. Below the transition, there may be superconducting order in the chains induced by proximity effect. However, the gap is expected to be small, especially in the vicinity of the transition point and in any case it would have no effect on the dependence of x' on μ .

We will take the chain dispersion in the simple quadratic form

$$\epsilon'_k = \epsilon_0 + \frac{1}{2}\beta k^2, \quad (17)$$

where ϵ_0 is the chain band minimum relative to the bottom of the plane band and β is the inverse effective mass. Then at low temperatures ($T \ll \mu - \epsilon_0$)

$$x' = \frac{2^{3/2}}{\pi\beta^{1/2}}(\mu - \epsilon_0)^{1/2} \left[1 - \frac{\pi^2}{24} \frac{T^2}{(\mu - \epsilon_0)^2} + \dots \right]. \quad (18)$$

It is important to note here that the shift ϵ_0 between the plane and chain bands is determined by self-consistent distribution of Coulomb charge and is a function of x' . Differentiating (18) we find

$$\left(\frac{\partial x'}{\partial \mu} \right)_T = I_\mu \left(1 + I_\mu \frac{d\epsilon_0}{dx'} \right)^{-1}, \quad I_\mu = \frac{1}{\pi} \sqrt{\frac{2}{\beta}} \frac{1}{\sqrt{\mu - \epsilon_0}} = \frac{4}{\pi^2 \beta x'} \quad (19a)$$

and

$$\left(\frac{\partial x'}{\partial T} \right)_\mu = I_T \left(1 + I_\mu \frac{d\epsilon_0}{dx'} \right)^{-1}, \quad I_T = -\frac{\pi}{6} \sqrt{\frac{2}{\beta}} \frac{T}{(\mu - \epsilon_0)^{3/2}} = -\frac{16T}{3\pi^2 \beta^2 (x')^3}. \quad (19b)$$

From Eqs. (19), we have the relationship

$$\left(\frac{\partial x'}{\partial T} \right)_\mu = -\frac{4T}{3\beta(x')^2} \left(\frac{\partial x'}{\partial \mu} \right)_T \quad (20)$$

which allows us to eliminate the unknown dependence $\epsilon_0(x')$. To produce the experimental value of $\Delta(d\mu^e/dT)$, we need to take $(\partial x'/\partial\mu)_T = 14$. For any reasonable value of β , the contribution of $(\partial x'/\partial T)$ from Eq. (19b) into Eq. (15) is negligible (we take $x' = 0.7$).

Now we are in a position to estimate the amount of hole transfer between planes and chains. Using $(\partial x'/\partial\mu)_T = 14$ and Eq. (20), we have

$$\Delta x' = x'(T_c) - x'(0) = 14 \left(\Delta\mu - \frac{2T_c^2}{3\beta(x')^2} \right), \quad (21)$$

where $\Delta\mu = \mu(T_c) - \mu(0)$. For the in-plane concentration, we have

$$\Delta x = 2.45\Delta\mu - 0.27 T_c \quad (22a)$$

for $\beta_2 = 0$ and

$$\Delta x = 1.69\Delta\mu - 0.22 T_c \quad (22b)$$

for $\beta_2 = 0.3$. Now using the condition $2\Delta x + \Delta x' = 0$, we find

$$\Delta x = 1.21 \frac{T_c^2}{\beta(x')^2} - 0.20 T_c \quad (23a)$$

for $\beta_2 = 0.0$ and

$$\Delta x = 0.91 \frac{T_c^2}{\beta(x')^2} - 0.18 T_c \quad (23b)$$

for $\beta_2 = 0.3$. For further estimates we will take the average of the two expressions. The value of Δx depends strongly on β . Δx is positive (holes leave the chains with increasing temperature) if $\beta < \beta_{\text{cr}} = 0.45$. In real units (using $J = 0.15$ eV and the lattice constant $a = 3.8$ Å), it corresponds to effective mass $m^* > m_{\text{cr}}^* = 7.5m_e$. As an example, for $\beta = 0.20$ ($m^* = 17m_e$) the change in the in-plane concentration is $\Delta x = 0.009$, so that the in-plane hole concentration at T_c is larger by 6% compared to $T = 0$.

To summarise, we have studied the behaviour of the chemical potential near the superconducting phase transition using the magnetic fluctuation exchange theory of superconductivity. We suggested that the found discrepancy with the experimental value of the jump in the temperature derivative of the chemical potential is caused by changes in the in-plane hole concentration. We presented a model which shows that even a small hole transfer between chains and planes significantly reduces the value of the jump. Further experiment data (involving other superconductors) would lead to better understanding of the problem.

We are grateful to D. van der Marel for drawing attention to the problem and to D. I. Khomskii and M. Yu. Kuchiev for stimulating discussions.

REFERENCES

- * Also at the Budker Institute of Nuclear Physics, 630090 Novosibirsk, Russia.
- [1] S. Robaszkiewicz, R. Micnas, and K. A. Chao, *Phys. Rev. B* **26**, 3915 (1982).
 - [2] M. J. Rice and Y. R. Wang, *Phys. Rev. B* **37**, 5893 (1988).
 - [3] M. Randeria, J.-M. Duan and L.-Y. Shieh, *Phys. Rev. Lett.* **62**, 981 (1989).
 - [4] D. van der Marel, *Physica C* **165**, 35 (1990).
 - [5] D. I. Khomskii and F. V. Kusmartsev, *Phys. Rev. B* **46**, 14 245 (1992).
 - [6] D. van der Marel and G. Rietveld, *Phys. Rev. Lett.* **69**, 2575 (1992).
 - [7] D. van der Marel, D. I. Khomskii and G. M. Eliashberg, *Phys. Rev. B* **50**, 16 594 (1994).
 - [8] G. Rietveld, N. Y. Chen and D. van der Marel, *Phys. Rev. Lett.* **69**, 2578 (1992).
 - [9] E. M. Lifshitz and L. P. Pitaevsky, *Statistical Physics*, Pergamon Press, Oxford, 1986.
 - [10] O. P. Sushkov, unpublished.
 - [11] V. V. Flambaum, M. Yu. Kuchiev and O. P. Sushkov, *Physica C* **227**, 267 (1994).
 - [12] V. I. Belinicher, A. L. Chernyshev, A. V. Dotsenko and O. P. Sushkov, *Phys. Rev. B* **51**, 6076 (1995).
 - [13] A. L. Chernyshev, A. V. Dotsenko, and O. P. Sushkov, *Phys. Rev. B* **49**, 6197 (1994).
 - [14] O. P. Sushkov, *Phys. Rev. B* **49**, 1250 (1994).
 - [15] M. Yu. Kuchiev and O. P. Sushkov, *Physica C* **218**, 197 (1993).
 - [16] O. P. Sushkov, *Solid State Commun.* **83**, 303 (1992).
 - [17] G. Martinez and P. Horsch, *Phys. Rev. B* **44**, 317 (1991).
 - [18] Z. Liu and E. Manousakis, *Phys. Rev. B* **45**, 2425 (1992).
 - [19] Z. Liu and E. Manousakis, *Phys. Rev. B* **44**, 2414 (1992); T. Giamarchi and C. Lhuillier, *Phys. Rev. B* **47**, 2775 (1993); E. Dagotto, A. Nazarenko, and M. Boninsegni, *Phys. Rev. Lett.* **73**, 728 (1994).
 - [20] D. S. Dessau *et al.*, *Phys. Rev. Lett.* **71**, 2781 (1993); D. S. Dessau, Z.-X. Shen and D. M. Marshall, *Phys. Rev. Lett.* **71**, 4278 (1993).
 - [21] C. L. Kane, P. A. Lee, and N. Read, *Phys. Rev. B* **39**, 6880 (1989).
 - [22] P. Monthoux, A. V. Balatsky and D. Pines, *Phys. Rev. Lett.* **67**, 3448 (1991); *Phys. Rev. B* **46**, 14 803 (1992). P. Monthoux and D. Pines, *Phys. Rev. B* **47**, 6069 (1993).

FIGURES

FIG. 1. The diagram for the leading order anomalous self-energy.

FIG. 2. The influence of magnon self-energy on the single electron Green's function.

FIG. 3. The influence of the lattice on the single electron Green's function.

FIG. 4. The diagrams for exchange of one spin wave.

FIG. 5. The chemical potential μ as a function of temperature T . The dash line is for $\beta_2 = 0$ and the solid line is for $\beta_2 = 0.3$. The hole concentration is constant, $x = 0.15$.

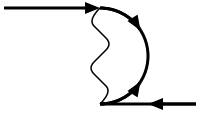


Fig. 1

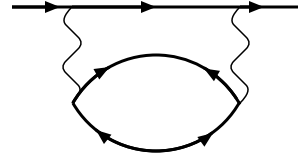


Fig. 2

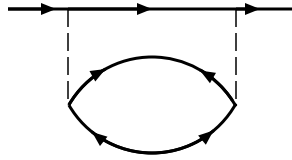


Fig. 3

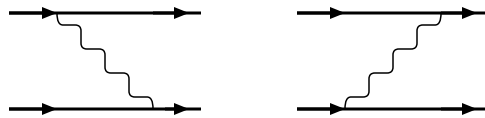


Fig. 4

FIGURE 5

