

# Results on two-bit gate design for quantum computers

David P. DiVincenzo

John Smolin[\*]

IBM T. J. Watson Research Center  
P. O. Box 218  
Yorktown Heights, NY 10598  
divince@watson.ibm.com

Dept. of Physics  
University of California Los Angeles  
Los Angeles, CA 90024  
smolin@vesta.physics.ucla.edu

To be published in: Proceedings of the Workshop on Physics and Computation, PhysComp '94  
(Los Alamitos: IEEE Comp. Soc. Press, 1994)

## Abstract

*We present numerical results which show how two-bit logic gates can be used in the design of a quantum computer. We show that the Toffoli gate, which is a universal gate for all classical reversible computation, can be implemented using a particular sequence of exactly five two-bit gates. An arbitrary three-bit unitary gate, which can be used to build up any arbitrary quantum computation, can be implemented exactly with six two-bit gates. The ease of implementation of any particular quantum operation is dependent upon a very non-classical feature of the operation, its exact quantum phase factor.*

## 1 Introduction

The quantum computer as a desirable future technology, which if achievable would revolutionize at least some areas of computational science, need hardly be promoted by the present contribution; the reader need only glance at some of the other papers presented at this conference[1, 2] to see the great promise (and perhaps overenthusiasm[3]) of this field.

A quantum computer may be contrasted with a classical computer in the following way: In a classical computer the elementary operations are boolean logic operations which are applied to a current state of the bits of the computer, resulting in a new bit state after a short operation time. These elementary logical operations are performed by *logic gates*, which typically operate on pairs of input bits, producing one output bit (e.g., XOR, AND, etc.). The quantum computer is very different: its elementary operations are unitary transformations applied to a wavefunction, that

wavefunction being expressed as a complex linear superposition of the possible states of the computer, that is, of the possible states of its bits.

As in traditional computer design, it is necessary that the complete computation which is desired (i.e., the overall unitary transformation representing the complete computation) should be broken down into a discrete sequence of elementary logical operations. Thus, the “quantum logic gate” executes a unitary transformation which operates only on the part of the state of the system (i.e., the wavefunction) which involves a small subset of the bits of the computer. Such a “gate” involves a physical interaction among only the small subset of bits, and in this respect it is similar to a conventional logic gate. It differs from the classical logic gate in that the number of output bits must equal the number of input bits; quantum processes are reversible, and must involve no destruction of information.

Only a few useful quantum computations are known presently[1, 4, 5], but we can expect that more may be discovered in the future. Therefore, it is legitimate to ask the following general question: Given an arbitrary desired computation  $U(2^n)$  (i.e., arbitrary unitary operation on  $n$  bits), how may it be implemented by a sequence of quantum logic gates? Deutsch went most of the way towards answering this question in 1989[6], when he showed that just a single three-bit quantum logic gate is “universal”, i.e., that a concatenation of this one gate applied in turn to different triplets of bits, could implement any  $U(2^n)$ . As an  $8 \times 8$  matrix applied to the three-bit states  $|0,0,0\rangle$ ,  $|0,0,1\rangle$ , ...



not act. Obviously this is not a good notation for a general network, but suffices for the study of three-bit networks which we conduct here. Thus, by this notation, the four-gate sequence in Fig. 1 is denoted (1212). Note that this designation is unchanged by the presence of the one-bit N gates; they can be absorbed into the X gates, with a corresponding redefinition of their operation. We will assume throughout this section that an arbitrary two-bit operation is permissible at every position. We will discuss briefly in the Conclusions the physical feasibility of this rule.

In the following computation it will be important to know all the possible distinct gate topologies, especially those with four or five two-bit gates. Two different topologies can be equivalent as networks for the following reasons:

*Time-Reversal.* When a sequence of unitary gates is operated in time-reversed order, the inverse unitary operation results. In all the cases which we consider below, the desired unitary operation is either self-inverse, or belongs to an ensemble which contains the inverse of every matrix. This means that the time-reversed version of any topology is equally powerful in implementing the desired matrix or ensemble of matrices. So, for example, topologies (12123) and (32121) are equivalent, and we will write as shorthand (12123)=(32121).

*Bit Relabeling.* The unitary matrices which we want to implement are in many cases invariant with respect to relabeling of the bits. If for example, the matrices are invariant under a relabeling of bits 1 and 2, then (12123)=(21213).

*Conjugation by Swapping.* The swapping of the states of any pair of bits is a special two-bit logic gate[6], and this gate can be used to change the network topology. Figure 2 shows how this is done; the (3) gate in part a) can be changed to a (2) gate in part b) by the insertion of (1)-type swap gates, that is, those which interchange the states of bits 2 and 3. This operation, the replacement (3)→(121), is a conjugation in the group-theoretic sense. It is generally not useful in identifying equivalent topologies of the same length, since it generally increases the number of gates. However, if a gate is surrounded by two gates operating on the same bits, then the swap gates can be absorbed into the adjoining gates, as shown in Fig. 2(c). Thus, the general equivalence which conjugation implies is (iji)=(iki), where i, j, and k are all different. For the five-gate network used as an example above, it produces the relations (12123)=(13123)=(12323)=(12313).

Below we will use these three operations to produce

irreducible sets of topologies to examine numerically.

## 2.2 Numerical Technique

To determine whether a particular three-bit operation can be implemented using a given network of two-bit gates, we employ a non-linear minimization procedure. The objective function for this minimization is constructed as follows: For each gate in the network, an  $8 \times 8$  matrix is set up with a completely *general* parameterization of the gate. For example, if the two-bit gate is of type (3), then its S-matrix has the form

$$S = \begin{pmatrix} U(4) & 0 \\ 0 & U(4) \end{pmatrix}, \quad (2)$$

i.e., the matrix has a  $4 \times 4$  block-diagonal form, with two identical copies of an arbitrary  $U(4)$  matrix on the diagonal. The type (1) and (2) matrices are the same except for an appropriate re-ordering of the rows and columns.  $S$  has  $4^2 = 16$  free real-valued parameters[14].

Now, the unitary matrix of the complete network is given by a product of  $S$  matrices as in Eq. 2; call the resulting matrix  $S^{tot}$ . If the number of gates in the network is  $N_2$ ,  $S^{tot}$  has  $16N_2$  free parameters (not necessarily all independent). If the desired three-bit operation has S-matrix  $U$  (we will refer to this as the “target matrix” below), then we form the following objective function of  $16N_2$  variables:

$$f = \sum_{i=1}^8 \sum_{j=1}^8 |U_{ij} - S_{ij}^{tot}|^2. \quad (3)$$

We then seek minima of  $f$  numerically. If we find a minimum at which  $f = 0$  to reasonable numerical accuracy, then we have found the desired two-bit implementation of the three-bit gate. If all of the minima of the function have  $f > 0$ , we conclude that the desired three-bit operation cannot be implemented by the two-bit topology being considered.

The numerical routine used was a variable-metric minimizer from the Harwell subroutine library, specifically the VF04AD routine. This routine introduces the unitarity of the individual matrices using Lagrange multipliers, and Broyden-Fletcher-Goldfarb-Shanno minimization is used[13]; the user is not required to supply explicitly a matrix of derivatives, which is helpful in dealing with complicated nonlinear functions such as those we have here. This routine is, of course, only capable of finding local minima, having no way to determine if the minimum is indeed global.



also find that for the (121) topology, other choices of phase factors in the matrix Eq. (5) besides Margolus' can be implemented.)

To further illustrate the difficulty of achieving the desired phase in quantum gates, we investigated the two-bit implementation of perhaps the simplest possible three-bit gate, which Deutsch[6] calls "X":

$$U_\phi = \begin{pmatrix} 1 & & & & & & & \\ & 1 & & & & & & \\ & & 1 & & & & & \\ & & & 1 & & & & \\ & & & & 1 & & & \\ & & & & & 1 & & \\ & & & & & & 1 & \\ & & & & & & & e^{i\phi} \end{pmatrix}, \quad (6)$$

for which the state is unchanged except for the modification of one phase factor. It turns out that even this simple matrix is not very simple to implement with two-bit gates. It can of course be constructed in the "universal" 6-gate topology (121212); the 5-gate topologies (12123) and (12312) work, although (12121) fails; and, no 4-gate topology can implement  $U_\phi$ , as we established by checking (1231) ((1212) is already excluded by the 5-gate result). So, its complexity is the same as  $U_T$ 's. As Denker has recently emphasized[12], having incorrect phases in a quantum computation could be catastrophic, e.g., for a quantum Fourier transform operation[1, 5]; thus,  $U_M$  can be used in place of  $U_T$  only with great care, and "simple" phase adjustments like  $U_\phi$  must be carefully designed. The present results show that these seemingly minor adjustments may exact a considerable cost in network complexity.

### 3 Concluding Remarks

There are several obvious weaknesses to the present results, which we would like to touch on. First, since the approach is purely numerical, no result in this paper can be taken as strictly proved, only strongly suggested. In [8] we proved, using the generator calculus of the Lie groups, that representation of any three-bit gate by a sequence of two-bit gates was possible, provided that arbitrarily many two-bit gates are permitted. To our disappointment, we have found no way of adapting this calculus to prove the stronger results, that operations are implementable *exactly* in a *finite* number of gates. Hopefully by producing a set of definite results here, we may be led to some new way of applying Lie group theory to obtain the desired stronger analytic results.

A second weakness of the present approach is a more physical one: we assume that *any arbitrary*

two-bit unitary operation is possible (see Eq. (2)). Whether this is true or not depends on the details of the physical implementation of the quantum system. As Ref. [17] illustrates, for any specific system (e.g., cavity QED) certain two-bit operations are much *easier* to implement than others. It seems likely that in most circumstances where several different two-bit operations are easy to accomplish, that suitable concatenations of these operations can generate any arbitrary  $U(4)$ ; probably the most is known about this in the context of multiple-resonance NMR[18]. Still, no definite results have been obtained on this question yet, and it should be the subject of future study. It would also be sensible to include the ease of construction of particular classes of  $U(4)$  operations into our numerical optimizations.

To summarize: Our numerical studies indicate that any arbitrary three-bit quantum gate can be produced exactly as a concatenation of six two-bit quantum gates. A particular three-bit logic gate of great importance, the Toffoli gate, can be produced with five. Relaxing the constraint that the Toffoli gate introduce no phase shifts, which is often a dangerous thing to do, leads to a three-gate implementation with two-bit operations, as shown by Margolus. The insertion of even the simplest additional phase shift in the three-bit space requires five additional two-bit gates.

### Acknowledgements

We are grateful to C. H. Bennett, H. J. Bernstein and R. Landauer for many helpful discussions.

### References

- [\*] Also at IBM Thomas J. Watson Research Center.
- [1] P. W. Shor, "Algorithms for quantum computation: discrete log and factoring", these proceedings; see also Proceedings of the 35th IEEE Symposium on the Foundations of Computer Science, 1994 (to be published).
- [2] A. Berthiaume, D. Deutsch, and R. Jozsa, "The stabilisation of quantum computations", these proceedings.
- [3] R. Landauer, "Zig-zag path to understanding", these proceedings; see also R. Landauer, "Is quantum mechanics useful?", Proc. Roy. Soc. Lond., (to be published).
- [4] W. K. Wootters, "Quantum block coding", unpublished (1994).

- [5] D. Coppersmith, “An approximate Fourier transform useful in quantum factoring”, IBM Research Report RC19642 (1994).
- [6] D. Deutsch, “Quantum computational networks”, Proc. Roy. Soc. Lond. A **425**, 73 (1989).
- [7] T. Toffoli “Reversible Computing”, in *Automata, Languages and Programming*, eds. J. W. de Bakker and J. van Leeuwen (Springer, New York, 1980), p. 632; Technical Memo MIT/LCS/TM-151, MIT Lab. for Comp. Sci. (unpublished).
- [8] D. P. DiVincenzo, “Two-bit gates are universal for quantum computation”, submitted to Phys. Rev. A (1994).
- [9] M. Reck, A. Zeilinger, H. J. Bernstein, and P. Bertani, “Experimental realization of any discrete unitary operator”, Phys. Rev. Lett. **73**, 58 (1994).
- [10] A. Ekert and R. Jozsa, “Notes on Shor’s efficient algorithm for factoring on a quantum computer”, Workshop on Quantum Computing and Communication, Gaithersburg, MD, August 18-19, 1994, to appear on WWW.
- [11] N. Margolus, private communication.
- [12] A point recently anticipated by J. S. Denker, Workshop on Quantum Computing and Communication, Gaithersburg, MD, August 18-19, 1994 (unpublished).
- [13] W. H. Press, B. P. Flannery, S. A. Teukolsky, W. T. Vetterling, *Numerical Recipes* (Cambridge University Press, 1986), Chap. 10.
- [14] J. Mathews and R. L. Walker, *Mathematical Methods of Physics*, (Benjamin, Second Edition, 1970), Chap. 16, has a basic review of the theory of unitary matrices.
- [15] These topologies are all the distinct ones, taking account of the fact that the Toffoli gate is not invariant under any bit relabeling involving bit 3.
- [16] D. Coppersmith, unpublished (1994).
- [17] T. Sleator and H. Weinfurter, “Quantum teleportation and quantum computation based on cavity QED”, Ann. NY Acad. Sci., to be published. (Presented at the Conference on Fundamental Problems in Quantum Theory, June 18-22, 1994, Baltimore, MD.)
- [18] C. P. Slichter, *Principles of Magnetic Resonance* (Third Edition, Springer-Verlag, 1992).



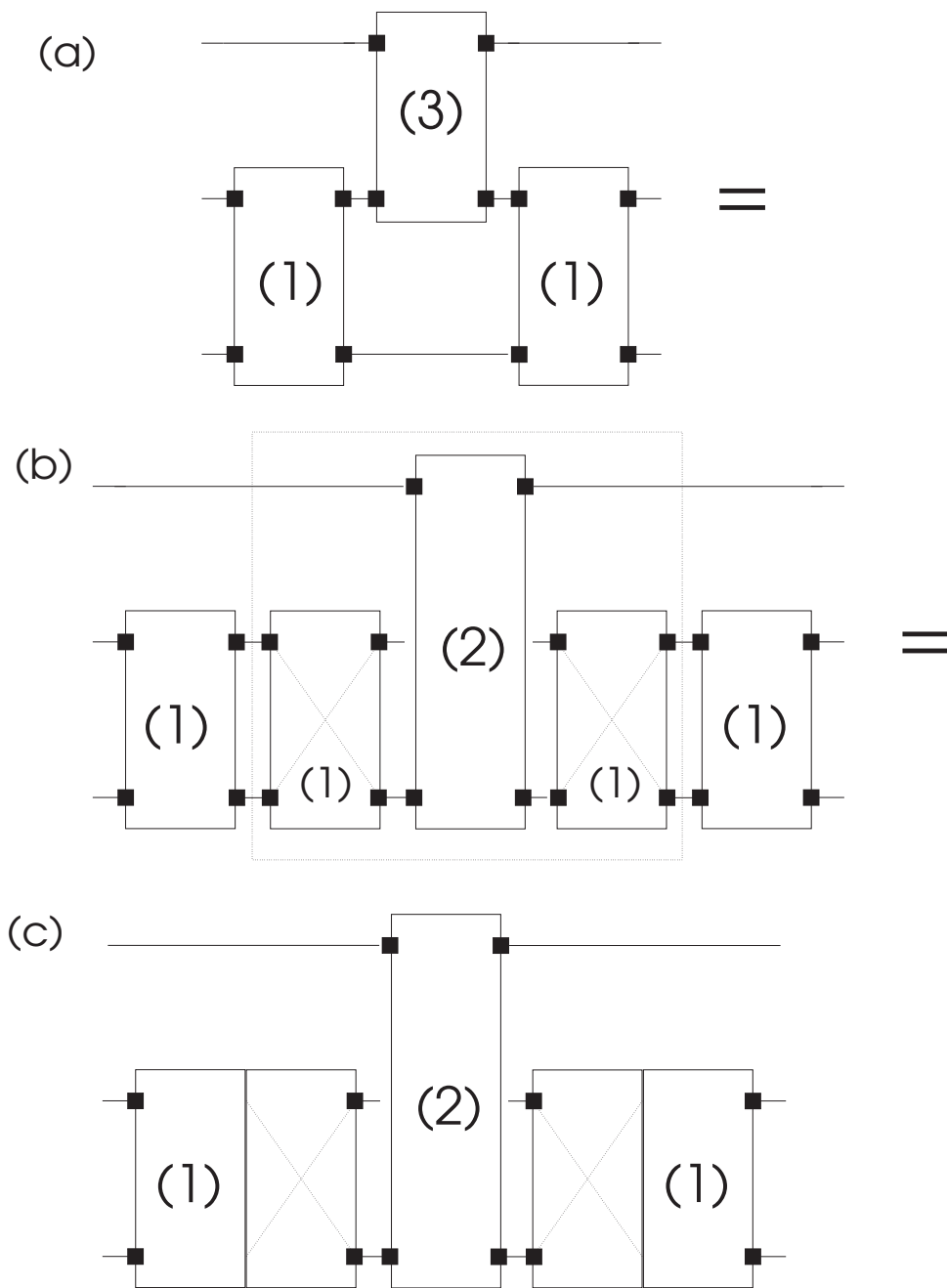


Figure 1: Illustration of a replacement of a three-bit gate by a sequence of one- and two-bit gates. The numbering convention (1,2,3) for three bits is indicated. The one bit “N” gate may be absorbed into the definition of the two-bit gates. According to the notation discussed in the text, the network shown has the topology (1212). For more details of the use of this particular decomposition, see [8].



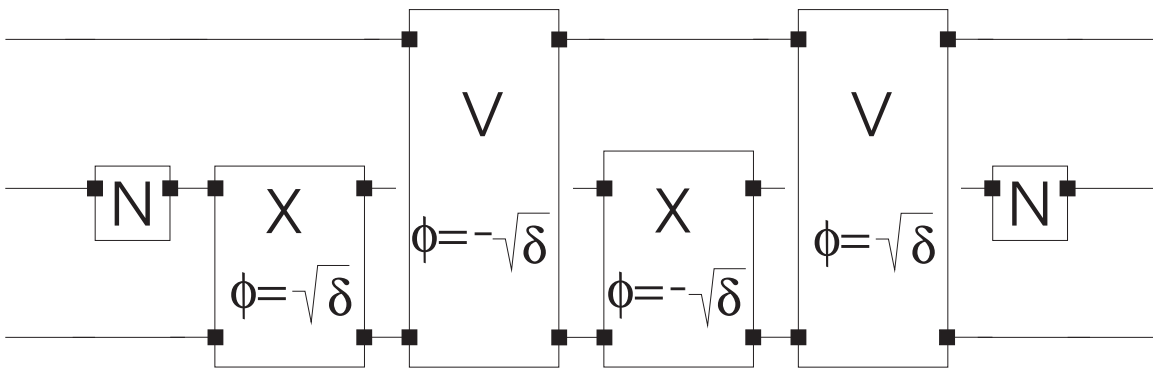
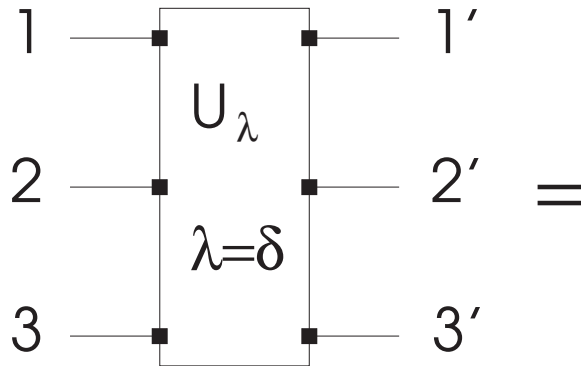


Figure 2: Modification of network topology by swapping. The (131) topology of (a) is changed in (b) by replacing (3) by the set of gates in the dotted box: a (2) and two surrounding swapping gates of the (1) type. The pairs of (1)'s are then merged together in (c). The net result is the replacement (131) $\rightarrow$ (121).