

Bounds on the decay of the auto-correlation in phase ordering dynamics.

Chuck Yeung^{1,2}, Madan Rao³ and Rashmi C. Desai¹

¹*Department of Physics, University of Toronto, Toronto, Ontario M5S-1A7 CANADA*

²*Division of Science, Pennsylvania State University at Erie, The Behrend College, Erie, PA,
16563 USA*

³*Institute of Mathematical Sciences, C.I.T. Campus, Taramani, Madras 600113 INDIA*

(May 17, 2018)

Abstract

We obtain bounds on the decay exponent λ of the autocorrelation function in phase ordering dynamics (defined by $\lim_{t_2 \gg t_1} \langle \phi(\mathbf{r}, t_1) \phi(\mathbf{r}, t_2) \rangle \sim L(t_2)^{-\lambda}$). For non-conserved order parameter, we recover the Fisher and Huse inequality, $\lambda \geq d/2$. If the order parameter is conserved we also find $\lambda \geq d/2$ if $t_1 = 0$. However, for t_1 in the scaling regime, we obtain $\lambda \geq d/2 + 2$ for $d \geq 2$ and $\lambda \geq 3/2$ for $d = 1$. For the one-dimensional scalar case, this, in conjunction with previous results, implies that λ is different for $t_1 = 0$ and $t_1 \gg 1$. In 2-dimensions, our extensive numerical simulations for a conserved scalar order parameter show that $\lambda \approx 3$ for $t_1 = 0$ and $\lambda \approx 4$ for $t_1 \gg 1$. These results contradict a recent conjecture that conservation of order parameter requires $\lambda = d$. Quenches to and from the critical point are also discussed.

PACS: 64.60.My, 68.35.Fx

Typeset using REVTeX

Phase separation dynamics proceeds when a system is quenched from its high temperature, homogeneous phase to a low temperature, inhomogeneous phase (where several phases coexist in equilibrium). Due to its simple description yet rich behavior, phase ordering dynamics has greatly enhanced our understanding of non-equilibrium processes [1]. At late times, the spatial distribution of domains can be described by a single time-dependent length, $L(t)$ which typically grows algebraically in time, $L(t) \sim t^{1/z}$. This results in a scale invariant equal-time correlation function $C(r, t)$. More recently it has been realized that the unequal-time correlation function is scale covariant. In particular, the asymptotic decay of the two-time autocorrelation function, $C(r, t_1, t_2) = \langle \phi(\mathbf{r}, t_1)\phi(\mathbf{0}, t_2) \rangle$ defines an independent exponent λ , via $\lim_{t_1 \ll t_2} C(0, t_1, t_2) \sim (L(t_1)/L(t_2))^\lambda$. This exponent bears no apparent relation to the growth exponent z and so its value provides a sensitive test for approximate theories of phase ordering kinetics [2–8]. Although the autocorrelation function has been studied extensively for non-conserved order parameter dynamics [2,4–10], there has been hardly any work on conserved dynamics. However in a recent Letter, Majumdar et al. have shown numerically and analytically that that $\lambda = 1$ for $m = 1$, $d = 1$ and $t_1 = 0$ where m is the number of components in the order parameter [11]. It has been further argued [11,12] that *the conservation of order parameter demands that $\lambda = d$ for all m .*

In this Letter, we obtain lower bounds on the decay exponent λ . For non-conserved order parameters, $\lambda \geq d/2$ independent of t_1 , consistent with a general argument of Fisher and Huse [2]. For conserved order parameters, we also obtain $\lambda \geq d/2$ for $t_1 = 0$ (assuming the quench is from a high temperature phase). However, for t_1 in the scaling regime, we find that $\lambda \geq d/2 + 2$ for $d \geq 2$ and $\lambda \geq 3/2$ for $d = 1$. This difference arises from the small k behavior of the scattering intensity $S(k, t_1)$. In conjunction with the exact result for λ , for the 1-dimensional scalar model, with $t_1 = 0$ [11], we conclude that for $d = 1$, λ depends on whether $t_1 = 0$ or $t_1 \gg 1$. To carry out the investigation in higher dimensions, we perform an extensive numerical integration of the Cahn-Hilliard equation (see Eq. (4) below) in $d = 2$. We find that $\lambda \approx 3$ for $t_1 = 0$ and $\lambda \approx 4$ for t_1 in the scaling regime. *This is inconsistent with the recent conjecture that $\lambda = d$ [11,12].* We discuss why this conjecture

fails. We also derive bounds on λ for quenches to and from the critical point. Our results easily extend to vector order parameters.

We begin by obtaining the lower bounds on λ . The equal point auto-correlation $C(t_1, t_2) \equiv C(\mathbf{0}, t_1, t_2)$ is related to the k space auto-correlation $S(k, t_1, t_2)$ by

$$C(t_1, t_2) = \int d\mathbf{k} \langle \delta\phi_{\mathbf{k}}(t_1) \delta\phi_{-\mathbf{k}}(t_2) \rangle = \int d\mathbf{k} S(k, t_1, t_2).$$

Here $\phi(\mathbf{r}, t)$ is the order parameter at point \mathbf{r} and time t and $\delta\phi(\mathbf{r}, t) \equiv \phi(\mathbf{r}, t) - m_0$ with $m_0 = V^{-1} \int d\mathbf{r} \phi(\mathbf{r}, t)$ and the fourier transform $\delta\phi_{\mathbf{k}}(t) \equiv V^{-1/2} \int d\mathbf{r} e^{-i\mathbf{k}\cdot\mathbf{r}} \delta\phi(\mathbf{r}, t)$. The angular brackets indicate an average over initial conditions. For a critical quench $\langle m_0 \rangle = 0$ and $\langle m_0^2 \rangle$ is $\mathcal{O}(V^{-1})$, whereas for an off-critical quench $\langle m_0 \rangle$ is $\mathcal{O}(1)$.

Using the Cauchy-Schwartz inequality, we find

$$\begin{aligned} C(t_1, t_2) &\leq \int d\mathbf{k} \langle \delta\phi_{\mathbf{k}}(t_1) \delta\phi_{-\mathbf{k}}(t_1) \rangle^{1/2} \langle \delta\phi_{\mathbf{k}}(t_2) \delta\phi_{-\mathbf{k}}(t_2) \rangle^{1/2}, \\ &\sim \int d\mathbf{k} S(k, t_1)^{1/2} S(k, t_2)^{1/2}. \end{aligned} \quad (1)$$

where $S(k, t) = S(k, t, t)$.

Now assume t_2 to be in the scaling regime with $t_2 > t_1$. At late times, the scattering is due to the sharp interfaces or defects. The k modes, $\delta\phi_{\mathbf{k}}$ at times t_1 and t_2 will be uncorrelated when the interfaces move a distance greater than $2\pi/k$ so that $S(k, t_1, t_2)$ decreases rapidly for $k(L(t_2) - L(t_1)) \gg 1$. The upper limit of the integral over k in Eq. 1 can then be cut off at $2a\pi/L(t_2)$ where a is a constant of $\mathcal{O}(1)$ [13]. For $L(t_2) \gg L(t_1)$, only the small k behavior of $S(k, t_1)$ contributes to the integral. Assume that $\lim_{k \rightarrow 0} S(k, t_1) \sim k^\beta$ ($\beta \geq 0$). For quenches to zero temperature, $S(k, t_2)$ will have the scaling form $S(k, t_2) = L(t_2)^d f(kL(t_2))$. Substituting into Eq. (1) (with the appropriate limits of integration), gives

$$\begin{aligned} \lim_{t_2 \gg t_1} C(t_1, t_2) &\sim L(t_2)^{-\lambda} \leq L(t_2)^{d/2} \int_0^{2a\pi/L(t_2)} dk k^{d-1} k^{\beta/2} f(kL(t_2)), \\ &\sim L(t_2)^{-(d+\beta)/2}. \end{aligned}$$

This immediately gives a lower bound on λ ,

$$\lambda \geq \frac{\beta + d}{2}.$$

The argument just presented, holds for conserved and nonconserved, scalar and vector order parameters.

We now consider specific dynamical scenarios. Let T_I and T_F be the temperatures of the initial and final states respectively. We first focus on quenches from the high temperature phase ($T_I = \infty$) to zero temperature ($T_F = 0$). Since the initial state is disordered, $\lim_{k \rightarrow 0} S(k, 0) \sim k^0$. In the absence of a conservation law, $\lim_{k \rightarrow 0} S(k, t_1) \sim k^0$ for both $t_1 = 0$ and t_1 in the scaling regime. Therefore $\beta = 0$ and

$$\lambda \geq d/2. \quad (2)$$

This inequality was also obtained by Fisher and Huse using general scaling arguments [2] and is consistent with all results to date [4,5,7–10]. For $t_1 = 0$, conservation of the order parameter does not affect this inequality since $\beta = 0$ for $t_1 = 0$. However, if t_1 is in the scaling regime, then $\lim_{k \rightarrow 0} S(k, t) \sim k^4$ for $d \geq 2$ [14] and $\beta = 4$. For $d = 1$, the dynamics is dominated by noise and Majumdar et al. find that $\lim_{k \rightarrow 0} S(k, t) \sim k^2$ [11], so that $\beta = 2$ for $d = 1$. Therefore, for t_1 in the scaling regime,

$$\lambda \geq \begin{cases} \frac{d}{2} + 2 & \text{if } d \geq 2, \\ \frac{3}{2} & \text{if } d = 1. \end{cases} \quad (3)$$

These bounds suggest that the asymptotic exponent *may* depend on whether t_1 is, or is not in the scaling regime but do not rule out that the exponent is independent of t_1 . However for $d = 1$, Majumdar et al. find analytically and numerically that $\lambda = 1$ for $t_1 = 0$, while we find that $\lambda \geq 3/2$ for t_1 in the scaling regime [15].

For vector fields (with m , the number of components of the order parameter, > 2), an argument analogous to Ref. [14], gives the same $\lim_{k \rightarrow 0} S(k, t) \sim k^4$. This is supported by an extensive numerical integration of the Cahn-Hilliard equation [16]. Therefore the lower bounds on λ derived above are valid even for vector order parameters with $m > 2$.

Quenches from the critical point ($T_I = T_c, T_F = 0$) lead to long-range correlations of the initial configurations. In this case, $\lambda \geq d/2$ no longer holds. More generally if $S(k, 0) \sim k^{-\sigma}$ we obtain $\lambda \geq (d - \sigma)/2$. (For critical dynamics $\sigma = 2 - \eta$ where η is the static critical

exponent). This is consistent with the result of Bray et al. who found that, for nonconserved order parameter, $\lambda = (d - \sigma)/2$ for σ greater than a critical value σ_c [6].

Analysis of the bounds on the autocorrelation exponent for quenches *to* the critical point ($T_I = \infty, T_F = T_c$), has to start afresh from Eq. (1). Since t_2 is in the critical point scaling regime, the correlation function has the following scaling form, $S(k, t_2) \sim k^{-2+\eta} f_c(kL(t_2))$. Substituting this form into Eq. (1) gives $\lambda \geq (2d - 2 + \eta + \beta)/2$. Therefore when $t_1 = 0$ we get $\lambda \geq (2d - 2 + \eta)/2$. When t_1 is also in the scaling regime, the bound on λ depends on the behaviour of the scaling function $f_c(kL(t_1))$ as $kL(t_1) \rightarrow 0$. For nonconserved systems $\lim_{x \rightarrow 0} f_c(x) \rightarrow const.$, or $\beta = -2 + \eta$ leading to $\lambda \geq d - 2 + \eta$.

These lower bounds on λ of course do not fix the value of the exponent. As previously mentioned, exact analytical and numerical computations on the 1-dimensional scalar model have been carried out for the case when $t_1 = 0$. In higher dimensions, however, the empirical results are not very conclusive [17]. We therefore compute the asymptotic value of λ by numerically integrating the Cahn-Hilliard equation in two-dimensions,

$$\frac{\partial \phi(\mathbf{r}, t)}{\partial t} = \nabla^2 \mu(\mathbf{r}, t), \quad (4)$$

where $\mu = -\phi + \phi^3 - \nabla^2 \phi$. We used an Euler discretization with $\delta t = 0.1$ and $\delta x = 1.09$ and periodic boundary conditions. We discretize the Laplacian as

$$\nabla^2 \phi_{i,j} = \frac{1}{\delta x^2} \frac{\sqrt{2}}{1 + \sqrt{2}} \left[\frac{1}{2} \sum_{n.n.n.} + \sum_{n.n.} -6 \right] \phi_{i,j}.$$

This choice decreases lattice anisotropy effects and allows a larger δt before the onset of the checkerboard instability [18]. This dynamical equation is solved subject to random initial conditions which are uncorrelated and uniformly distributed between -0.05 and 0.05 (the initial state is disordered). Decreasing δt has no effect on the numerical results. Increasing δx to 1.32 results in pinning effects which lead to a slower decay of the autocorrelation function at late times (even though the effect on the single-time behavior is less apparent).

We have used the interfacial area density as a measure of the characteristic lengthscale $L(t)$. Operationally, this is defined as $(2 \delta x n_x n_y)/n_{opp}$, where $n_x n_y$ is the total number of

lattice sites and n_{opp} is the number of sites with a nearest neighbor with ϕ of opposite sign. We recover the standard result that $L(t)$ grows as $t^{1/3}$ for all $t > 400$. Other measures of the characteristic lengthscale, such as the first zero of the real space correlation function, also behave in the same manner (for $t > 400$).

Fig. 1 shows $C(t_1, t)$ vs. $L(t)$ for $t_1 = 0$ and t between 100 and 12800 for three lattice sizes $n = n_x = n_y = 64$ (3084 initial conditions), $n = 256$ (1120 initial conditions) $n = 1024$ (42 initial conditions). Concentrating on the largest lattice size, $C(0, t) \sim L^{-3.7}$ for approximately two decades of t in its decay. There is a crossover to a slower decay at late times with $C(0, t) \sim L^{-3.0}$. At extremely late times there is an indication of an even slower decay, which we attribute to finite size effects.

To emphasize the asymptotic trend, Fig. 2 shows $L^3 C(0, t)$ vs. $L(t)$ for the same data. Here it is clearer that the slower late time decay occurs at earlier times for smaller lattices, indicating finite size effects. The importance of the finite size effects was initially surprising since, for single time quantities, finite size effects only become important when $L(t)$ is of order of the lattice dimension, L_0 . Thus the usual length scales extracted from single-time quantities were identical for $n = 256$ and $n = 1024$. However, since $C(0, t)$ decays rapidly with t , any small systematic effect becomes increasingly relevant as t increases. Clearly finite size effects on $C(0, t)$ can be important (though not necessarily so) when the spread in $C(0, t)$ is of the same order as $C(0, t)$. The spread in $C(0, t)$ decreases as $L_0^{-d/2}$ and, based on our simulations, depends only weakly on $L(t)$. Hence finite size effects can become important when $C(0, t) \sim L(t)^{-\lambda} \sim L_0^{-d/2}$, i.e., much earlier than for single-time quantities. From Fig. 2, $C(0, t)$ for $n = 64$ first shows significant differences from the $n = 256$ result at $C \approx 2.5 \times 10^{-4}$ or $L \approx 18$. Thus we expect the $n = 1024$ data to be free of finite size effects down to $C \approx 2.5 \times 10^{-4}/16 \approx 1.5 \times 10^{-5}$ or $L \approx 50$. Therefore we make the preliminary conclusion that the true asymptotic value of λ is approximately 3. Finally note that the late time result for $n = 256$ is consistent with $\lambda = d = 2$. However, comparing this with the result for $n = 1024$ indicates that this regime is due to the finite size of the lattice.

Fig. 3 shows $C(t_1, t_2)$ vs. $L(t_2)/L(t_1)$ for $t_1 = 100, 200$ and 400 . Although we cannot rule

out a further slower decay, our result is consistent with $\lambda \approx 4$ for t_1 in the scaling regime. Hence, we find that, for the $d = 2$, conserved, scalar model, $\lambda \approx 3$ for $t_1 = 0$ and $\lambda \approx 4$, for t_1 in the scaling regime. To pin down these values more precisely would require simulations on larger lattices and for larger values of t_1 and t_2 .

Our numerical results for $d = 2$ and the lower bound on λ for t_1 in the scaling regime (Eq. (3)) are inconsistent with the recent conjecture (Refs. [11,12]) that conservation of order parameter requires that $\lambda = d$ in all cases. We believe the apparent inconsistency is because the argument leading to $\lambda = d$, incorrectly applies a scaling analysis to the non-scaling, $\mathbf{k} = 0$ mode. To be explicit, we briefly review the argument of Ref. [11] (the argument presented in Ref. [12] is similar). The Cahn-Hilliard equation (Eq. (4)) in k space is

$$\frac{\partial \phi_{\mathbf{k}}(t)}{\partial t} = D(\mathbf{k}, t),$$

where $D(\mathbf{k}, t) = k^2 \mu_{\mathbf{k}}(t)$. Define $\tilde{S}(k, 0, t) \equiv \langle \phi_{\mathbf{k}}(0) \phi_{-\mathbf{k}}(t) \rangle = S(k, 0, t) + V \delta_{k,0} \langle m_0^2 \rangle$. The formal solution to $\tilde{S}(k, 0, t)$ is

$$\tilde{S}(k, 0, t) = \tilde{S}(k, 0, 0) \exp \left(\int_0^t dt' \frac{\gamma(L(t'), kL(t'))}{t'} \right),$$

where $\gamma(L(t), kL(t)) \equiv t \langle D(\mathbf{k}, t) \phi_{-\mathbf{k}}(t) \rangle / \tilde{S}(k, 0, t)$. In the scaling regime, $\gamma(L, kL) = \gamma(kL)$ and we obtain (in the limit $t \gg 0$),

$$\begin{aligned} \int_0^t dt' \frac{\gamma(kL(t'))}{t'} &= z \int_{kL(0)}^{kL(t)} dx \frac{\gamma(x)}{x}, \\ &= z\gamma(0) \log \left(\frac{L(t)}{L(0)} \right) + z\gamma_1(kL(t)), \end{aligned}$$

where $L(t) \sim t^{1/z}$ and $\gamma_0 = \lim_{x \rightarrow 0^+} \gamma(x)$. The result is

$$\tilde{S}(k, 0, t) = \tilde{S}(k, 0, 0) \left(\frac{L(t)}{L(0)} \right)^{\gamma_0 z} F_1(kL(t)).$$

Since $\int d\mathbf{k} \tilde{S}(k, 0, t) = \langle \phi(\mathbf{r}, 0) \phi(\mathbf{r}, t) \rangle \sim L(t)^{-\lambda} = L(t)^{-d+\gamma_0 z}$ or $\lambda = d - \gamma_0 z$. However, since $\tilde{S}(k=0, 0, t)$ is constant in time (conservation law!), it is argued that γ_0 must vanish and hence $\lambda = d$.

Our contention is that, even though the relation $\lambda = d - \gamma_0 z$ with $\gamma_0 = \lim_{x \rightarrow 0^+} \gamma(x)$ holds, the conclusion that, due to conservation of order parameter, γ_0 necessarily vanishes

does not. This is because the relation $\lambda = d - \gamma_0 z$ is based on scaling, which only holds for $k > 0$, while the vanishing of γ_0 is based on the conservation of order parameter which only holds for $\mathbf{k} = 0$. Therefore the conclusion $\gamma_0 = 0$ is invalid since it applies a scaling argument to the nonscaling $\mathbf{k} = 0$ behavior.

To see this more clearly, consider the quasi-static scattering intensity $\tilde{S}(k, t) = \tilde{S}(k, t, t)$. For large t , \tilde{S} is given by $\tilde{S}(k, t) = L(t)^d f(kL(t)) + V \delta_{k,0} \langle m_0^2 \rangle$. Global conservation of order parameter requires that $\tilde{S}(k = 0, t) = \text{constant}$, while the locally conservative dynamics requires that $f(0) = 0$. Hence global conservation leads to a discontinuity at $k = 0$ for both $\tilde{S}(k, t_1, t_2)$ and $\gamma(L, kL)$ [19]. The singularities in $\gamma(x)$ and $\tilde{S}(k, t_1, t_2)$ at $k = 0$ can be removed by choosing the initial distribution so that $\langle m_0^2 \rangle = 0$. However, in this case, $\tilde{S}(0, t_1, t_2)$ vanishes *independent of the value of γ_0* , so that the application of the conservation law does not fix the value of γ_0 . (A. J. Bray has made a similar argument proving $\lambda = d$ does not necessarily hold [20]).

Having provided useful lower bounds on λ , we now ask whether it is possible to bound λ from above? Unfortunately, we have not been able to provide useful upper bounds. However, we note that the bound (Eq. (3)) as well as our numerical results violate the upper bound conjectured by Fisher and Huse, $\lambda \leq d$ [2]. As they originally noted, this conjecture contains many assumptions. Moreover, in as much as their argument is aimed at the decay of the magnetization, their conjecture has validity only when the order parameter is *not* conserved and when $t_1 = 0$ (so that $S(k, t_1) \sim k^0$).

We thank David Jasnow for the use of his workstations. We are grateful to John Ross and the University of Toronto Instructional and Research Computing Centre (UTIRC). This work was partially supported by the NSERC Canada.

REFERENCES

- [1] J.D. Gunton, M. San Miguel and P.S. Sahni, in *Phase Transitions and Critical Phenomena*, edited by C. Domb and J.L. Lebowitz, (Academic Press, New York) 1983; H. Furukawa, *Adv. Phys.* **34**, 703 (1985); A.J. Bray, *Adv. Phys.* (1994), in press.
- [2] D. S. Fisher and D. A. Huse, *Phys. Rev. B* **38**, 373 (1988).
- [3] H. Furukawa, *J. Phys. Soc. Jpn.* **58**, 216 (1989);
- [4] C. Yeung and D. Jasnow, *Phys. Rev. A*, **42**, 10523 (1990).
- [5] T.J. Newman and A.J. Bray, *J. Phys. A* **23**, L279 (1990); T.J. Newman, A.J. Bray and M.A. Moore, *Phys. Rev. B*, **42** 4514 (1990).
- [6] A.J. Bray, K. Humayun, and T.J. Newman, *Phys. Rev. B* **43**, 3699 (1991).
- [7] F. Liu and G.F. Mazenko, *Phys. Rev. B* **44**, 9185 (1991).
- [8] K. Humayun and A.J. Bray, *J. Phys. A* **24**, 1915 (1991).
- [9] A.J. Bray, *J. Phys. A* **23**, L67 (1990).
- [10] N. Mason, A.N. Pargellis and B. Yurke, *Phys. Rev. Lett.* **70**, 190 (1993).
- [11] S.N. Majumdar, D.A. Huse and B.D. Lubachevsky, *Phys. Rev. Lett.* **73**, 182 (1994).
- [12] M. Rao, ICTP-preprint, IC/94/137 (1994).
- [13] The explicit assumption is that $S(k, t_1, t_2)$ decays faster than $(kL(t_2))^{-d}$.
- [14] C. Yeung, *Phys. Rev. Lett.* **61**, 1135 (1988); H. Furukawa, *Phys. Rev. Lett.* **62**, 2567 (1989).
- [15] $S(k, t) \sim k^4$ holds exactly only as $t \rightarrow \infty$. The second bound $\lambda \geq (d + 4)/2$ holds for $\lim_{t_2/t_1 \rightarrow \infty} \lim_{t_1 \rightarrow \infty}$. For large but finite t_1 there is a large range of t_2/t_1 for which the bound holds with the range increasing with t_1 .

- [16] M. Rao and A. C. Chakrabarti, Phys. Rev. E **49**, 3727 (1994).
- [17] H. Furukawa, Phys. Rev. B **40**, 2341 (1989); H. Furukawa, Phys. Rev. B **42**, 6438 (1990).
- [18] Y. Oono and S. Puri, Phys. Rev. Lett., **58** 836 (1988); T.M. Rogers, K.R. Elder and R.C. Desai, Phys. Rev. B **37**, 9638 (1988).
- [19] For the non-conserved order parameter there is no singularity at $k = 0$.
- [20] A.J. Bray, private communication.

FIGURES

FIG. 1. The autocorrelation function $C(0, t)$ for $n = 64$ (3084 initial conditions), 256 (1120 initial conditions) and 1024 (42 initial configurations). Lines corresponding to $C(0, t) \sim L^{-3}$ and $C(t) \sim L^{-2}$ are shown for comparison.

FIG. 2. $L^3 C(0, t)$ vs. $L(t)$ for same data as Fig. 1. Lines corresponding to $C(0, t) \sim L^{-3}$ and $C(t) \sim L^{-2}$ are shown for comparison. These results emphasize that the slower decay at late times is due to finite size effects.

FIG. 3. $C(t_1, t_2)$ vs. $L(t_2)/L(t_1)$ for $n = 1024$ and $t_1 = 100, 200$ and 400 . Lines corresponding to $C(t_1, t_2) \sim L^{-4}$ and $C(t_1, t_2) \sim L^{-2}$ are shown for comparison.

Bounds on the decay of the auto-correlation in phase ordering dynamics.

Chuck Yeung^{1,2}, Madan Rao³ and Rashmi C. Desai¹

¹*Department of Physics, University of Toronto, Toronto, Ontario M5S-1A7 CANADA*

²*Division of Science, Pennsylvania State University at Erie, The Behrend College, Erie, PA, 16563 USA*

³*Institute of Mathematical Sciences, C.I.T. Campus, Taramani, Madras 600113 INDIA*

(September 23, 1994)

We obtain bounds on the decay exponent λ of the autocorrelation function in phase ordering dynamics (defined by $\lim_{t_2 \gg t_1} \langle \phi(\mathbf{r}, t_1) \phi(\mathbf{r}, t_2) \rangle \sim L(t_2)^{-\lambda}$). For non-conserved order parameter, we recover the Fisher and Huse inequality, $\lambda \geq d/2$. If the order parameter is conserved we also find $\lambda \geq d/2$ if $t_1 = 0$. However, for t_1 in the scaling regime, we obtain $\lambda \geq d/2 + 2$ for $d \geq 2$ and $\lambda \geq 3/2$ for $d = 1$. For the one-dimensional scalar case, this, in conjunction with previous results, implies that λ is different for $t_1 = 0$ and $t_1 \gg 1$. In 2-dimensions, our extensive numerical simulations for a conserved scalar order parameter show that $\lambda \approx 3$ for $t_1 = 0$ and $\lambda \approx 4$ for $t_1 \gg 1$. These results contradict a recent conjecture that conservation of order parameter requires $\lambda = d$. Quenches to and from the critical point are also discussed.

PACS: 64.60.My, 68.35.Fx

Phase separation dynamics proceeds when a system is quenched from its high temperature, homogeneous phase to a low temperature, inhomogeneous phase (where several phases coexist in equilibrium). Due to its simple description yet rich behavior, phase ordering dynamics has greatly enhanced our understanding of non-equilibrium processes [1]. At late times, the spatial distribution of domains can be described by a single time-dependent length, $L(t)$ which typically grows algebraically in time, $L(t) \sim t^{1/z}$. This results in a scale invariant equal-time correlation function $C(r, t)$. More recently it has been realized that the unequal-time correlation function is scale covariant. In particular, the asymptotic decay of the two-time autocorrelation function, $C(r, t_1, t_2) = \langle \phi(\mathbf{r}, t_1) \phi(\mathbf{0}, t_2) \rangle$ defines an independent exponent λ , via $\lim_{t_1 \ll t_2} C(0, t_1, t_2) \sim (L(t_1)/L(t_2))^\lambda$. This exponent bears no apparent relation to the growth exponent z and so its value provides a sensitive test for approximate theories of phase ordering kinetics [2–8]. Although the auto-correlation function has been studied extensively for non-conserved order parameter dynamics [2,4–10], there has been hardly any work on conserved dynamics. However in a recent Letter, Majumdar et al. have shown numerically and analytically that that $\lambda = 1$ for $m = 1$, $d = 1$ and $t_1 = 0$ where m is the number of components in the order parameter [11]. It has been further argued [11,12] that *the conservation of order parameter demands that $\lambda = d$ for all m .*

In this Letter, we obtain lower bounds on the decay exponent λ . For non-conserved order parameters, $\lambda \geq d/2$ independent of t_1 , consistent with a general argument of Fisher and Huse [2]. For conserved order parameters, we also obtain $\lambda \geq d/2$ for $t_1 = 0$ (assuming the quench is from a high temperature phase). However, for t_1 in the scaling regime, we find that $\lambda \geq d/2 + 2$ for $d \geq 2$ and $\lambda \geq 3/2$ for $d = 1$. This difference arises from

the small k behavior of the scattering intensity $S(k, t_1)$. In conjunction with the exact result for λ , for the 1-dimensional scalar model, with $t_1 = 0$ [11], we conclude that for $d = 1$, λ depends on whether $t_1 = 0$ or $t_1 \gg 1$. To carry out the investigation in higher dimensions, we perform an extensive numerical integration of the Cahn-Hilliard equation (see Eq. (4) below) in $d = 2$. We find that $\lambda \approx 3$ for $t_1 = 0$ and $\lambda \approx 4$ for t_1 in the scaling regime. *This is inconsistent with the recent conjecture that $\lambda = d$ [11,12].* We discuss why this conjecture fails. We also derive bounds on λ for quenches to and from the critical point. Our results easily extend to vector order parameters.

We begin by obtaining the lower bounds on λ . The equal point auto-correlation $C(t_1, t_2) \equiv C(\mathbf{0}, t_1, t_2)$ is related to the k space auto-correlation $S(k, t_1, t_2)$ by

$$C(t_1, t_2) = \int d\mathbf{k} \langle \delta\phi_{\mathbf{k}}(t_1) \delta\phi_{-\mathbf{k}}(t_2) \rangle = \int d\mathbf{k} S(k, t_1, t_2).$$

Here $\phi(\mathbf{r}, t)$ is the order parameter at point \mathbf{r} and time t and $\delta\phi(\mathbf{r}, t) \equiv \phi(\mathbf{r}, t) - m_0$ with $m_0 = V^{-1} \int d\mathbf{r} \phi(\mathbf{r}, t)$ and the fourier transform $\delta\phi_{\mathbf{k}}(t) \equiv V^{-1/2} \int d\mathbf{r} e^{-i\mathbf{k} \cdot \mathbf{r}} \delta\phi(\mathbf{r}, t)$. The angular brackets indicate an average over initial conditions. For a critical quench $\langle m_0 \rangle = 0$ and $\langle m_0^2 \rangle$ is $\mathcal{O}(V^{-1})$, whereas for an off-critical quench $\langle m_0 \rangle$ is $\mathcal{O}(1)$.

Using the Cauchy-Schwartz inequality, we find

$$\begin{aligned} C(t_1, t_2) &\leq \int d\mathbf{k} \langle \delta\phi_{\mathbf{k}}(t_1) \delta\phi_{-\mathbf{k}}(t_1) \rangle^{1/2} \langle \delta\phi_{\mathbf{k}}(t_2) \delta\phi_{-\mathbf{k}}(t_2) \rangle^{1/2}, \\ &\sim \int d\mathbf{k} S(k, t_1)^{1/2} S(k, t_2)^{1/2}. \end{aligned} \quad (1)$$

where $S(k, t) = S(k, t, t)$.

Now assume t_2 to be in the scaling regime with $t_2 > t_1$. At late times, the scattering is due to the sharp interfaces or defects. The k modes, $\delta\phi_{\mathbf{k}}$ at times t_1 and t_2

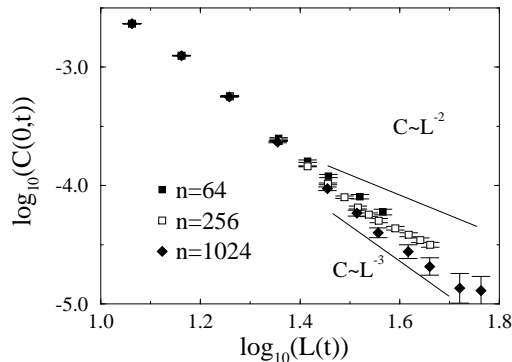


FIG. 1. The autocorrelation function $C(0, t)$ for $n = 64$ (3084 initial conditions) 256 (1120 initial conditions) and 1024 (42 initial configurations). Lines corresponding to $C(0, t) \sim L^{-3}$ and $C(t) \sim L^{-2}$ are shown for comparison.

will be uncorrelated when the interfaces move a distance greater than $2\pi/k$ so that $S(k, t_1, t_2)$ decreases rapidly for $k(L(t_2) - L(t_1)) \gg 1$. The upper limit of the integral over k in Eq. 1 can then be cut off at $2a\pi/L(t_2)$ where a is a constant of $\mathcal{O}(1)$ [13]. For $L(t_2) \gg L(t_1)$, only the small k behavior of $S(k, t_1)$ contributes to the integral. Assume that $\lim_{k \rightarrow 0} S(k, t_1) \sim k^\beta$ ($\beta \geq 0$). For quenches to zero temperature, $S(k, t_2)$ will have the scaling form $S(k, t_2) = L(t_2)^d f(kL(t_2))$. Substituting into Eq. (1) (with the appropriate limits of integration), gives

$$\begin{aligned} \lim_{t_2 \gg t_1} C(t_1, t_2) &\sim L(t_2)^{-\lambda} \\ &\leq L(t_2)^{d/2} \int_0^{2a\pi/L(t_2)} dk k^{d-1} k^{\beta/2} f(kL(t_2)), \\ &\sim L(t_2)^{-(d+\beta)/2}. \end{aligned}$$

This immediately gives a lower bound on λ ,

$$\lambda \geq \frac{\beta + d}{2}.$$

The argument just presented, holds for conserved and nonconserved, scalar and vector order parameters.

We now consider specific dynamical scenarios. Let T_I and T_F be the temperatures of the initial and final states respectively. We first focus on quenches from the high temperature phase ($T_I = \infty$) to zero temperature ($T_F = 0$). Since the initial state is disordered, $\lim_{k \rightarrow 0} S(k, 0) \sim k^0$. In the absence of a conservation law, $\lim_{k \rightarrow 0} S(k, t_1) \sim k^0$ for both $t_1 = 0$ and t_1 in the scaling regime. Therefore $\beta = 0$ and

$$\lambda \geq d/2. \quad (2)$$

This inequality was also obtained by Fisher and Huse using general scaling arguments [2] and is consistent with all results to date [4,5,7-10]. For $t_1 = 0$, conservation of the order parameter does not affect this inequality since

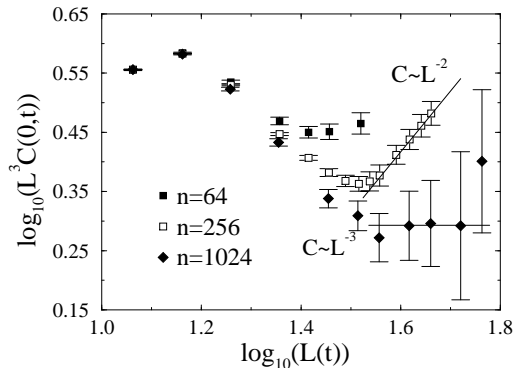


FIG. 2. $L^3 C(0, t)$ vs. $L(t)$ for same data as Fig. 1. Lines corresponding to $C(0, t) \sim L^{-3}$ and $C(t) \sim L^{-2}$ are shown for comparison. These results emphasize that the slower decay at late times is due to finite size effects.

$\beta = 0$ for $t_1 = 0$. However, if t_1 is in the scaling regime, then $\lim_{k \rightarrow 0} S(k, t) \sim k^4$ for $d \geq 2$ [14] and $\beta = 4$. For $d = 1$, the dynamics is dominated by noise and Majumdar et al. find that $\lim_{k \rightarrow 0} S(k, t) \sim k^2$ [11], so that $\beta = 2$ for $d = 1$. Therefore, for t_1 in the scaling regime,

$$\lambda \geq \begin{cases} \frac{d}{2} + 2 & \text{if } d \geq 2, \\ \frac{3}{2} & \text{if } d = 1. \end{cases} \quad (3)$$

These bounds suggest that the asymptotic exponent *may* depend on whether t_1 is, or is not in the scaling regime but do not rule out that the exponent is independent of t_1 . However for $d = 1$, Majumdar et al. find analytically and numerically that $\lambda = 1$ for $t_1 = 0$, while we find that $\lambda \geq 3/2$ for t_1 in the scaling regime [15].

For vector fields (with m , the number of components of the order parameter, > 2), an argument analogous to Ref. [14], gives the same $\lim_{k \rightarrow 0} S(k, t) \sim k^4$. This is supported by an extensive numerical integration of the Cahn-Hilliard equation [16]. Therefore the lower bounds on λ derived above are valid even for vector order parameters with $m > 2$.

Quenches from the critical point ($T_I = T_c, T_F = 0$) lead to long-range correlations of the initial configurations. In this case, $\lambda \geq d/2$ no longer holds. More generally if $S(k, 0) \sim k^{-\sigma}$ we obtain $\lambda \geq (d - \sigma)/2$. (For critical dynamics $\sigma = 2 - \eta$ where η is the static critical exponent). This is consistent with the result of Bray et al. who found that, for nonconserved order parameter, $\lambda = (d - \sigma)/2$ for σ greater than a critical value σ_c [6].

Analysis of the bounds on the autocorrelation exponent for quenches to the critical point ($T_I = \infty, T_F = T_c$), has to start afresh from Eq. (1). Since t_2 is in the critical point scaling regime, the correlation function has the following scaling form, $S(k, t_2) \sim k^{-2+\eta} f_c(kL(t_2))$. Substituting this form into Eq. (1) gives $\lambda \geq (2d - 2 + \eta + \beta)/2$. Therefore when $t_1 = 0$ we get $\lambda \geq (2d - 2 + \eta)/2$. When t_1 is also in the scaling regime, the bound on λ depends

on the behaviour of the scaling function $f_c(kL(t_1))$ as $kL(t_1) \rightarrow 0$. For nonconserved systems $\lim_{x \rightarrow 0} f_c(x) \rightarrow \text{const.}$, or $\beta = -2 + \eta$ leading to $\lambda \geq d - 2 + \eta$.

These lower bounds on λ of course do not fix the value of the exponent. As previously mentioned, exact analytical and numerical computations on the 1-dimensional scalar model have been carried out for the case when $t_1 = 0$. In higher dimensions, however, the empirical results are not very conclusive [17]. We therefore compute the asymptotic value of λ by numerically integrating the Cahn-Hilliard equation in two-dimensions,

$$\frac{\partial \phi(\mathbf{r}, t)}{\partial t} = \nabla^2 \mu(\mathbf{r}, t), \quad (4)$$

where $\mu = -\phi + \phi^3 - \nabla^2 \phi$. We used an Euler discretization with $\delta t = 0.1$ and $\delta x = 1.09$ and periodic boundary conditions. We discretize the Laplacian as

$$\nabla^2 \phi_{i,j} = \frac{1}{\delta x^2} \frac{\sqrt{2}}{1 + \sqrt{2}} \left[\frac{1}{2} \sum_{n.n.n.} + \sum_{n.n.} -6 \right] \phi_{i,j}.$$

This choice decreases lattice anisotropy effects and allows a larger δt before the onset of the checkerboard instability [18]. This dynamical equation is solved subject to random initial conditions which are uncorrelated and uniformly distributed between -0.05 and 0.05 (the initial state is disordered). Decreasing δt has no effect on the numerical results. Increasing δx to 1.32 results in pinning effects which lead to a slower decay of the auto-correlation function at late times (even though the effect on the single-time behavior is less apparent).

We have used the interfacial area density as a measure of the characteristic lengthscale $L(t)$. Operationally, this is defined as $(2 \delta x n_x n_y) / n_{opp}$, where $n_x n_y$ is the total number of lattice sites and n_{opp} is the number of sites with a nearest neighbor with ϕ of opposite sign. We recover the standard result that $L(t)$ grows as $t^{1/3}$ for all $t > 400$. Other measures of the characteristic lengthscale, such as the first zero of the real space correlation function, also behave in the same manner (for $t > 400$).

Fig. 1 shows $C(t_1, t)$ vs. $L(t)$ for $t_1 = 0$ and t between 100 and 12800 for three lattice sizes $n = n_x = n_y = 64$ (3084 initial conditions), $n = 256$ (1120 initial conditions) $n = 1024$ (42 initial conditions). Concentrating on the largest lattice size, $C(0, t) \sim L^{-3.7}$ for approximately two decades of t in its decay. There is a crossover to a slower decay at late times with $C(0, t) \sim L^{-3.0}$. At extremely late times there is an indication of an even slower decay, which we attribute to finite size effects.

To emphasize the asymptotic trend, Fig. 2 shows $L^3 C(0, t)$ vs. $L(t)$ for the same data. Here it is clearer that the slower late time decay occurs at earlier times for smaller lattices, indicating finite size effects. The importance of the finite size effects was initially surprising since, for single time quantities, finite size effects only become important when $L(t)$ is of order of the lattice

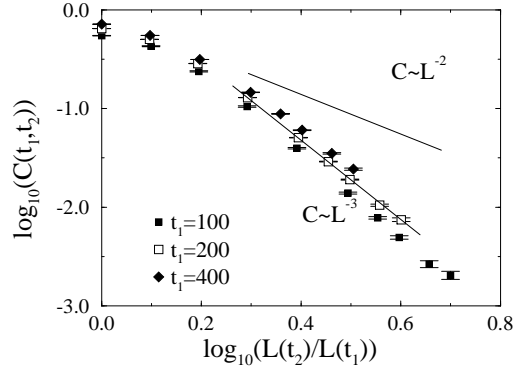


FIG. 3. $C(t_1, t_2)$ vs. $L(t_2)/L(t_1)$ for $n = 1024$ and $t_1 = 100, 200$ and 400 . Lines corresponding to $C(t_1, t_2) \sim L^{-4}$ and $C(t_1, t_2) \sim L^{-2}$ are shown for comparison.

dimension, L_0 . Thus the usual length scales extracted from single-time quantities were identical for $n = 256$ and $n = 1024$. However, since $C(0, t)$ decays rapidly with t , any small systematic effect becomes increasingly relevant as t increases. Clearly finite size effects on $C(0, t)$ can be important (though not necessarily so) when the spread in $C(0, t)$ is of the same order as $C(0, t)$. The spread in $C(0, t)$ decreases as $L_0^{-d/2}$ and, based on our simulations, depends only weakly on $L(t)$. Hence finite size effects can become important when $C(0, t) \sim L(t)^{-\lambda} \sim L_0^{-d/2}$, i.e., much earlier than for single-time quantities. From Fig. 2, $C(0, t)$ for $n = 64$ first shows significant differences from the $n = 256$ result at $C \approx 2.5 \times 10^{-4}$ or $L \approx 18$. Thus we expect the $n = 1024$ data to be free of finite size effects down to $C \approx 2.5 \times 10^{-4}/16 \approx 1.5 \times 10^{-5}$ or $L \approx 50$. Therefore we make the preliminary conclusion that the true asymptotic value of λ is approximately 3. Finally note that the late time result for $n = 256$ is consistent with $\lambda = d = 2$. However, comparing this with the result for $n = 1024$ indicates that this regime is due to the finite size of the lattice.

Fig. 3 shows $C(t_1, t_2)$ vs. $L(t_2)/L(t_1)$ for $t_1 = 100, 200$ and 400 . Although we cannot rule out a further slower decay, our result is consistent with $\lambda \approx 4$ for t_1 in the scaling regime. Hence, we find that, for the $d = 2$, conserved, scalar model, $\lambda \approx 3$ for $t_1 = 0$ and $\lambda \approx 4$, for t_1 in the scaling regime. To pin down these values more precisely would require simulations on larger lattices and for larger values of t_1 and t_2 .

Our numerical results for $d = 2$ and the lower bound on λ for t_1 in the scaling regime (Eq. (3)) are inconsistent with the recent conjecture (Refs. [11,12]) that conservation of order parameter requires that $\lambda = d$ in all cases. We believe the apparent inconsistency is because the argument leading to $\lambda = d$, incorrectly applies a scaling analysis to the non-scaling, $\mathbf{k} = 0$ mode. To be explicit, we briefly review the argument of Ref. [11] (the argument presented in Ref. [12] is similar). The Cahn-Hilliard

equation (Eq. (4)) in k space is

$$\frac{\partial \phi_{\mathbf{k}}(t)}{\partial t} = D(\mathbf{k}, t),$$

where $D(\mathbf{k}, t) = k^2 \mu_{\mathbf{k}}(t)$. Define $\tilde{S}(k, 0, t) \equiv \langle \phi_{\mathbf{k}}(0) \phi_{-\mathbf{k}}(t) \rangle = S(k, 0, t) + V \delta_{k,0} \langle m_0^2 \rangle$. The formal solution to $\tilde{S}(k, 0, t)$ is

$$\tilde{S}(k, 0, t) = \tilde{S}(k, 0, 0) \exp \left(\int_0^t dt' \frac{\gamma(L(t'), kL(t'))}{t'} \right),$$

where $\gamma(L(t), kL(t)) \equiv t \langle D(\mathbf{k}, t) \phi_{-\mathbf{k}}(t) \rangle / \tilde{S}(k, 0, t)$. In the scaling regime, $\gamma(L, kL) = \gamma(kL)$ and we obtain (in the limit $t \gg 0$),

$$\begin{aligned} \int_0^t dt' \frac{\gamma(kL(t'))}{t'} &= z \int_{kL(0)}^{kL(t)} dx \frac{\gamma(x)}{x}, \\ &= z \gamma(0) \log \left(\frac{L(t)}{L(0)} \right) + z \gamma_1(kL(t)), \end{aligned}$$

where $L(t) \sim t^{1/z}$ and $\gamma_0 = \lim_{x \rightarrow 0^+} \gamma(x)$. The result is

$$\tilde{S}(k, 0, t) = \tilde{S}(k, 0, 0) \left(\frac{L(t)}{L(0)} \right)^{\gamma_0 z} F_1(kL(t)).$$

Since $\int d\mathbf{k} \tilde{S}(k, 0, t) = \langle \phi(\mathbf{r}, 0) \phi(\mathbf{r}, t) \rangle \sim L(t)^{-\lambda} = L(t)^{-d+\gamma_0 z}$ or $\lambda = d - \gamma_0 z$. However, since $\tilde{S}(k=0, 0, t)$ is constant in time (conservation law!), it is argued that γ_0 must vanish and hence $\lambda = d$.

Our contention is that, even though the relation $\lambda = d - \gamma_0 z$ with $\gamma_0 = \lim_{x \rightarrow 0^+} \gamma(x)$ holds, the conclusion that, due to conservation of order parameter, γ_0 necessarily vanishes does not. This is because the relation $\lambda = d - \gamma_0 z$ is based on scaling, which only holds for $k > 0$, while the vanishing of γ_0 is based on the conservation of order parameter which only holds for $\mathbf{k} = 0$. Therefore the conclusion $\gamma_0 = 0$ is invalid since it applies a scaling argument to the nonscaling $\mathbf{k} = 0$ behavior.

To see this more clearly, consider the quasi-static scattering intensity $\tilde{S}(k, t) = \tilde{S}(k, t, t)$. For large t , \tilde{S} is given by $\tilde{S}(k, t) = L(t)^d f(kL(t)) + V \delta_{k,0} \langle m_0^2 \rangle$. Global conservation of order parameter requires that $\tilde{S}(k=0, t) = \text{constant}$, while the locally conservative dynamics requires that $f(0) = 0$. Hence global conservation leads to a discontinuity at $k = 0$ for both $\tilde{S}(k, t_1, t_2)$ and $\gamma(L, kL)$ [19]. The singularities in $\gamma(x)$ and $\tilde{S}(k, t_1, t_2)$ at $k = 0$ can be removed by choosing the initial distribution so that $\langle m_0^2 \rangle = 0$. However, in this case, $\tilde{S}(0, t_1, t_2)$ vanishes independent of the value of γ_0 , so that the application of the conservation law does not fix the value of γ_0 . (A. J. Bray has made a similar argument proving $\lambda = d$ does not necessarily hold [20]).

Having provided useful lower bounds on λ , we now ask whether it is possible to bound λ from above? Unfortunately, we have not been able to provide useful upper

bounds. However, we note that the bound (Eq. (3)) as well as our numerical results violate the upper bound conjectured by Fisher and Huse, $\lambda \leq d$ [2]. As they originally noted, this conjecture contains many assumptions. Moreover, in as much as their argument is aimed at the decay of the magnetization, their conjecture has validity only when the order parameter is *not* conserved and when $t_1 = 0$ (so that $S(k, t_1) \sim k^0$).

We thank David Jasnow for the use of his workstations. We are grateful to John Ross and the University of Toronto Instructional and Research Computing Centre (UTIRC). This work was partially supported by the NSERC Canada.

-
- [1] J.D. Gunton, M. San Miguel and P.S. Sahni, in *Phase Transitions and Critical Phenomena*, edited by C. Domb and J.L. Lebowitz, (Academic Press, New York) 1983; H. Furukawa, *Adv. Phys.* **34**, 703 (1985); A.J. Bray, *Adv. Phys.* (1994), in press.
 - [2] D. S. Fisher and D. A. Huse, *Phys. Rev. B* **38**, 373 (1988).
 - [3] H. Furukawa, *J. Phys. Soc. Jpn.* **58**, 216 (1989);
 - [4] C. Yeung and D. Jasnow, *Phys. Rev. A*, **42**, 10523 (1990).
 - [5] T.J. Newman and A.J. Bray, *J. Phys. A* **23**, L279 (1990); T.J. Newman, A.J. Bray and M.A. Moore, *Phys. Rev. B*, **42** 4514 (1990).
 - [6] A.J. Bray, K. Humayun, and T.J. Newman, *Phys. Rev. B* **43**, 3699 (1991).
 - [7] F. Liu and G.F. Mazenko, *Phys. Rev. B* **44**, 9185 (1991).
 - [8] K. Humayun and A.J. Bray, *J. Phys. A* **24**, 1915 (1991).
 - [9] A.J. Bray, *J. Phys. A* **23**, L67 (1990).
 - [10] N. Mason, A.N. Pargellis and B. Yurke, *Phys. Rev. Lett.* **70**, 190 (1993).
 - [11] S.N. Majumdar, D.A. Huse and B.D. Lubachevsky, *Phys. Rev. Lett.* **73**, 182 (1994).
 - [12] M. Rao, ICTP-preprint, IC/94/137 (1994).
 - [13] The explicit assumption is that $S(k, t_1, t_2)$ decays faster than $(kL(t_2))^{-d}$.
 - [14] C. Yeung, *Phys. Rev. Lett.* **61**, 1135 (1988); H. Furukawa, *Phys. Rev. Lett.* **62**, 2567 (1989).
 - [15] $S(k, t) \sim k^4$ holds exactly only as $t \rightarrow \infty$. The second bound $\lambda \geq (d+4)/2$ holds for $\lim_{t_2/t_1 \rightarrow \infty} \lim_{t_1 \rightarrow \infty}$. For large but finite t_1 there is a large range of t_2/t_1 for which the bound holds with the range increasing with t_1 .
 - [16] M. Rao and A. C. Chakrabarti, *Phys. Rev. E* **49**, 3727 (1994).
 - [17] H. Furukawa, *Phys. Rev. B* **40**, 2341 (1989); H. Furukawa, *Phys. Rev. B* **42**, 6438 (1990).
 - [18] Y. Oono and S. Puri, *Phys. Rev. Lett.*, **58** 836 (1988); T.M. Rogers, K.R. Elder and R.C. Desai, *Phys. Rev. B* **37**, 9638 (1988).
 - [19] For the non-conserved order parameter there is no singularity at $k = 0$.
 - [20] A.J. Bray, private communication.