

Density-functional theory study of half-metallic heterostructures: interstitial Mn in Si

Hua Wu,^{1,2} Peter Kratzer,³ and Matthias Scheffler¹

¹*Fritz-Haber-Institut der Max-Planck-Gesellschaft, Faradayweg 4-6, D-14195 Berlin, Germany*

²*II. Physikalisches Institut, Universität zu Köln, Zùlpicher Str. 77, D-50937 Köln, Germany*

³*Fachbereich Physik, Universität Duisburg-Essen, Lotharstr. 1, D-47048 Duisburg, Germany*

Using density-functional theory within the generalized gradient approximation, we show that Si-based heterostructures with 1/4 layer δ -doping of *interstitial* Mn (Mn_{int}) are half-metallic. For Mn_{int} concentrations of 1/2 or 1 layer, the states induced in the band gap of δ -doped heterostructures still display high spin polarization, about 85% and 60%, respectively. The proposed heterostructures are more stable than previously assumed δ -layers of *substitutional* Mn. Contrary to wide-spread belief, the present study demonstrates that *interstitial* Mn can be utilized to tune the magnetic properties of Si, and thus provides a new clue for Si-based spintronics materials.

PACS numbers: 75.50.Pp, 71.20.At, 75.70-i

Doping of semiconductors with magnetic $3d$ transition metal impurities has attracted much interest: recent advances in spintronics have been largely due to magnetic semiconductors produced in this way. Their spin-dependent electric transport properties [1] could be exploited in novel magneto-electronic devices, e.g. spin filters. Since it has long been known that manganese impurities can have a high magnetic moment [2, 3], research has focused Mn-doped magnetic semiconductors based on GaAs and Ge [4, 5, 6]. Moreover, doping of GaAs by a δ -layer of Mn has been proposed theoretically [7], and an experimental realization has been reported recently [8]. The calculations of spin-polarized transport [7] employing density-functional theory (DFT) within the local-spin-density approximation (LSDA) and pseudopotentials predicted that GaAs doped with a δ -layer of substitutional Mn (Mn_{sub}) on Ga sites is a two-dimensional (2D) ferromagnetic half-metal with large exchange coupling. Indeed, a Curie temperature of up to 250 K has been measured on Mn δ -doped GaAs samples [8]. Adding magnetic functionality to the most common semiconductor, Si, is still in its infancy, despite recent reports about ferromagnetism in Mn-doped Si created by ion implantation [9]. Recently, Qian *et al.* [10] proposed, on the basis of pseudopotential calculations within the generalized gradient approximation (GGA), that a Si heterostructure with Mn_{sub} δ -doping should be a 2D ferromagnetic half-metal. So far, research on Mn-doped Si has concentrated on *substitutional* Mn [11, 12], probably motivated by the physics of dilute magnetic semiconductors, where it has been argued that Mn_{sub} is crucial for ferromagnetism [5, 6, 13, 14]. However, these substitutional Mn impurities in Si are energetically less stable than interstitial ones [15, 16, 17]. This has been considered a serious obstacle in creating magnetic Mn:Si calling for growth techniques far from equilibrium [15].

In this Letter, we investigate the role of *interstitial* Mn (Mn_{int}) impurities for ferromagnetism in Si by means of all-electron full-potential DFT calculations. We propose a novel type of heterostructures with Mn_{int} δ -doping.

For occupation of each fourth interstitial site in a single layer by Mn, we find 2D half-metallic behavior with a Kohn-Sham gap of 0.5 eV in the electronic density of states in the *majority* spin channel. Even for higher doping densities, the spin-polarization is still large, >60%, judged from the density of states at the Fermi level. This is different from the previously proposed Mn_{sub} δ -layers [10], where a (smaller) gap in the *minority* spin channel between Mn states of e and t_2 -type symmetry was responsible for the half-metallicity. Moreover, our proposed Mn_{int} δ -layer is calculated to be 0.5 eV per Mn atom lower in energy than the heterostructure proposed by Qian *et al.* [10], in line with the known higher stability of isolated Mn_{int} impurities compared to Mn_{sub} impurities in Si [16, 17]. Consequently, Si self-interstitials can destroy the half-metallicity of the heterostructure assumed by Qian *et al.* by energetically favorable site exchange with Mn_{sub} .

Our proposed Si-based heterostructures are modeled by a Si(001) supercell with 16 atomic layers (see Fig. 1). Such thickness ensures that the central Si layer behaves as in the bulk, and the interaction between Mn layers is negligible. Mn deposited on a Si(001) surface occupies preferably subsurface interstitial sites [18], and a $c(4 \times 2)$ arrangement for 1/4 monolayer (ML) Mn_{int} has been identified recently by a combined scanning tunneling microscopy (STM) and DFT study [19]. Therefore we first study the $c(4 \times 2)$ heterostructure consisting of 16-layer Si and 1/4 ML Mn_{int} in $c(4 \times 2)$ arrangement, as seen in Figs. 1(a) and 1(b). We also perform calculations for 1/4 ML Mn_{int} in $p(2 \times 2)$ arrangement (not shown). Secondly, we deal with a $p(2 \times 2)$ heterostructure with 1/2 ML Mn_{int} , as shown in Fig. 1(c). Finally we compare the (1×1) heterostructure having 1 ML Mn_{int} (Figs. 1(d) and 1(e)) with the (1×1) heterostructure having 1 ML Mn_{sub} (Figs. 1(f) and 1(g)) studied by Qian *et al.* [10].

We perform DFT-GGA [20] calculations using the full-potential augmented plane-wave plus local-orbital method [21], which was shown to be appropriate for description of the Mn:Si system [18]. The lattice con-

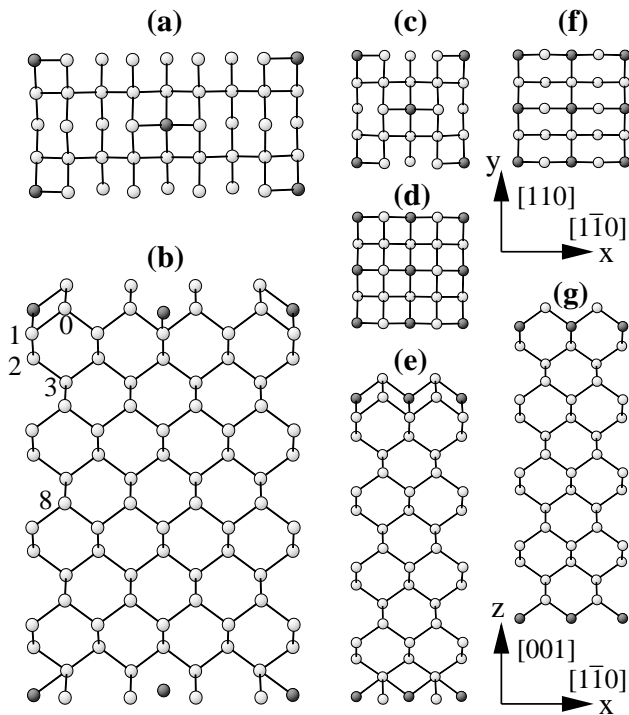


FIG. 1: (a) (001)- xy -plane view and (b) (110)- xz -plane view of the Si-based heterostructure (modeled by a 16-layer supercell) with $1/4$ layer of interstitial Mn in $c(4 \times 2)$ arrangement; (c) (001)-plane view of the heterostructure with $1/2$ layer of interstitial Mn in $p(2 \times 2)$ arrangement; (d) (001)-plane view and (e) (110)-plane view of the heterostructure with a full layer of interstitial Mn in (1×1) arrangement; and (f) (001)-plane view and (g) (110)-plane view of the heterostructure with a full layer of substitutional Mn in (1×1) arrangement. Black balls show Mn and gray balls Si atoms. The silicon atoms in different layers are marked with indices.

stant of 5.48 \AA for bulk Si calculated in GGA is used to construct the heterostructures we study. The muffin-tin sphere radii are chosen to be 1.11 \AA for both the Mn and Si atoms. Converged results are obtained at a cut-off energy of 13.8 Ryd for the interstitial plane-wave expansion, and with a set of $12 \times 12 \times 1$ special \mathbf{k} -points for integrations over the Brillouin zone of the (1×1) heterostructure (and an equivalent density of \mathbf{k} -points for larger supercells, e.g., $6 \times 5 \times 1$ for the $c(4 \times 2)$ cell). All Si and Mn atoms except for the central Si layer are relaxed until the calculated atomic force for each of them is smaller than 0.05 eV/\AA .

The $c(4 \times 2)$ heterostructure (see Figs. 1(a) and 1(b)) displays a half-metallic electronic band structure as shown by the density of states (DOS) derived from the Kohn-Sham energy levels (see Fig. 2(a)). The spin-up channel (dashed blue lines) is insulating with a Kohn-Sham gap of 0.5 eV . The spin-down channel (solid red lines) is metallic, and the Fermi level lies 0.2 eV below the bottom of the spin-up conduction bands. While the Mn $3d$ spin-up orbitals are fully occupied, the pla-

nar spin-down $x^2 - y^2$ orbitals form a conduction band with bandwidth of 0.7 eV , contributing to the DOS in the metallic channel. The narrower xz - and yz -derived conduction bands are also partially occupied and add to the DOS at the Fermi energy [22]. The coplanar Si (Si_0), the first-neighbor-layer Si (Si_1) and the second-neighbor-layer Si (Si_2) (cf. Fig. 1(b)) also contribute considerably to the half-metallic DOS through Mn $3d$ -Si $3s3p$ hybridizations. Such contribution decreases strongly for the third-neighbor-layer Si (Si_3) and eventually vanishes for the central-layer Si (Si_8). The Mn atom has a local spin magnetic moment (within the muffin-tin sphere) of $2.56 \mu_B$, and its four Si neighbors Si_1 (to which it is tetrahedrally coordinated) get spin-polarized with a spin moment of about $0.024 \mu_B$ each. Any other Si atom has a spin moment less than $0.01 \mu_B$. Taking also into account the spin moment of $0.25 \mu_B$ outside the muffin-tin spheres, stemming from the Mn $3d$ -Si $3s3p$ hybridized bands, the total spin moment is an integer of $3 \mu_B$ per supercell [23]. Note that due to the long distance of 8.7 \AA between the center and corner Mn atom(s) in Fig. 1(a) the magnetic coupling turns out to be weak, but ferromagnetic (FM): Our calculations show that the FM state is slightly more stable than the antiferromagnetic (AF) one by 5 meV/Mn , consistent with the short range of FM interactions in zincblende MnSi and MnGe [24, 25].

The $1/4 \text{ ML } p(2 \times 2)$ heterostructure (not shown, but refer to Fig. 1(c) and remove the central Mn in the $p(2 \times 2)$ cell) also displays half-metallicity, similar to the above discussed $1/4 \text{ ML } c(4 \times 2)$ heterostructure. The spin-down xz and yz orbitals hybridized with Si sp and the spin-down xz and yz orbitals determine the half-metallic DOS (not shown). The $p(2 \times 2)$ superstructure is only slightly less stable than the above $c(4 \times 2)$ one by 20 meV per supercell, which shows that the $c(4 \times 2)$ superstructure gains a little more by lattice relaxation.

For the $1/2 \text{ ML } p(2 \times 2)$ heterostructure (see Fig. 1(c)), the DOS is displayed in Fig. 2(b), indicating a high spin-polarization at the Fermi level of 85% . The Mn spin moment is $2.72 \mu_B$ and the total one is $6.34 \mu_B$ per supercell ($3.17 \mu_B$ per Mn). Compared with the $c(4 \times 2)$ supercell, the conduction bands become broader due to decreased Mn-Mn distance and enhanced Mn d -Si sp hybridization. The FM exchange coupling of Mn to its four first neighbors at 5.5 \AA is quite large, $J = 13 \text{ meV}$. This estimate is based on a Heisenberg model with local Mn spin of $S = 3/2$, and the calculated stability of the FM state over the AF state $4JS^2 = 120 \text{ meV}$ per Mn atom. Thus the $1/2 \text{ ML } p(2 \times 2)$ heterostructure combines the advantage of a stronger in-plane FM coupling with a still high spin-polarization.

Now we turn to the $1 \text{ ML } (1 \times 1)$ heterostructure (see Figs. 1(d) and 1(e)). Even in this case, spin-polarization is still $> 60\%$, as shown by our calculations (Fig. 2(c)). The Mn and Si atoms form broad conduction bands. The Mn spin moment is $2.68 \mu_B$ and the total one is

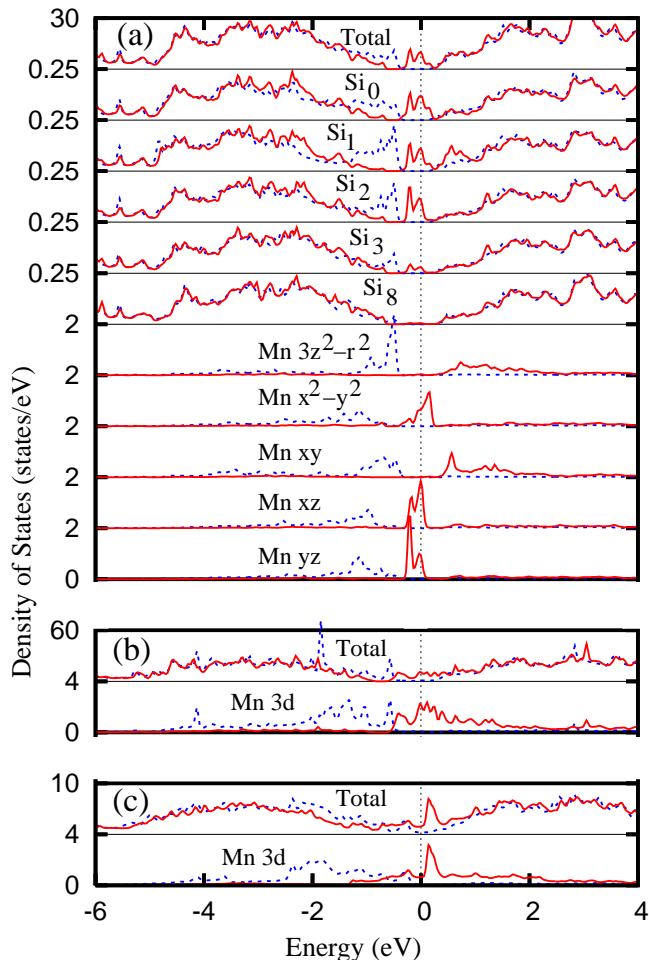


FIG. 2: (Color online) DOS of (a) the 1/4-layer interstitial Mn $c(4 \times 2)$, (b) the 1/2-layer Mn $p(2 \times 2)$, and (c) the 1-layer Mn (1×1) heterostructures [cf. Figs. 1(a)-1(e)]. The solid red (dashed blue) line refers to the down (up) spin component. The Fermi level is set to zero. (a) shows half-metallicity, (b) and (c) a high spin-polarization at the Fermi level.

$3.12 \mu_B$ per (1×1) supercell. According to our calculations, the Mn-Mn in-plane FM coupling turns out to be further increased: the FM state is more stable than the AF state by 570 meV/Mn. Since the direct magnetic coupling between two neighboring Mn atoms (with distance of 3.9 Å) is AF, we attribute the increased FM coupling with shorter Mn-Mn distance to an enhanced interaction of double-exchange type. It operates in the impurity band formed by the spin-down $3d$ states of Mn with t_2 character, as seen in Fig. 2, and is mediated by spin-down Si sp states. As a result, we find the Si atoms to have small spin moments parallel to Mn in all the above calculations.

Next we show that the heterostructure with Mn_{sub} (Figs. 1(f) and 1(g)) proposed by Qian *et al.* [10] is energetically unfavorable. Fig. 3(a) shows that our calculations yield half-metallic behavior with a

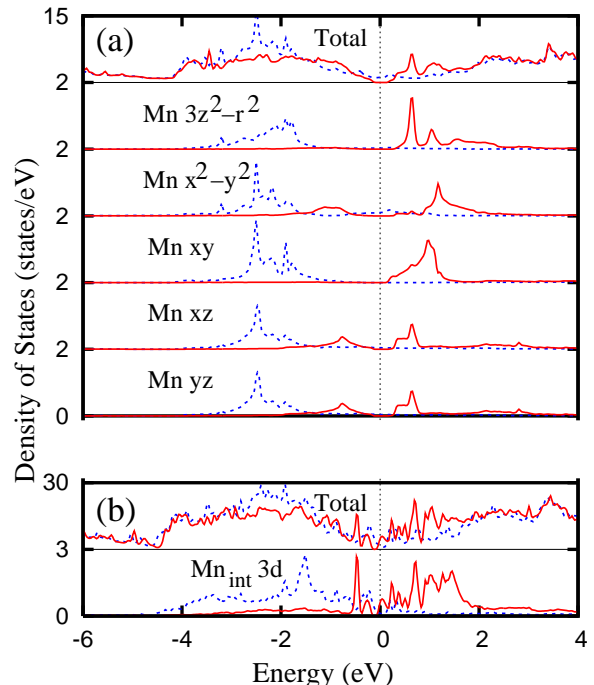


FIG. 3: (Color online) DOS of the 1-layer substitutional Mn. (a): (1×1) heterostructure shows half-metallicity; (b): $p(2 \times 2)$ heterostructure with *extra* 1/4-layer co-planar interstitial Si shows, after an energetically favorable Si-Mn site-interchange, the loss of half-metallicity. The solid red (dashed blue) line refers to the down (up) spin component.

Kohn-Sham gap of 0.25 eV for 1 ML Mn_{sub} (1×1) , in agreement with Qian *et al.* [10]. The Mn spin moment is $2.97 \mu_B$, each first-neighbor Si has a spin moment of $-0.116 \mu_B$, and the total one is again integer, $3 \mu_B$ per (1×1) supercell. However, the Mn_{sub} heterostructure turns out to be less stable than the Mn_{int} one by 490 meV per (1×1) supercell, assuming bulk Si as reservoir for the extra Si. Knowledge about Mn-Si compounds corroborates the metastability of tetrahedrally coordinated Mn_{sub} : Mn is known to prefer high coordination to Si, as exemplified by the seven-fold Mn-Si coordination in the ground-state crystal structure of MnSi, or the eight-fold coordination in the CsCl structure [18]. In contrast, the hypothetical zinc-blende structure of MnSi with tetrahedral coordination of Mn to Si is calculated to be extremely unstable, 2.3 eV higher in energy than the ground state. The heterostructures with Mn_{int} proposed by us, having four second-neighbor Si atoms (2.7 Å) in addition to four first-neighbor Si atoms (2.4 Å), comply with the rules for the optimal Mn-Si coordination derivable from bulk phase stability.

We note that both types of δ -layers considered are only metastable in the thermodynamic sense, i.e. they could be destroyed by annealing. However, the tendency of Mn to form ordered subsurface layers, as ob-

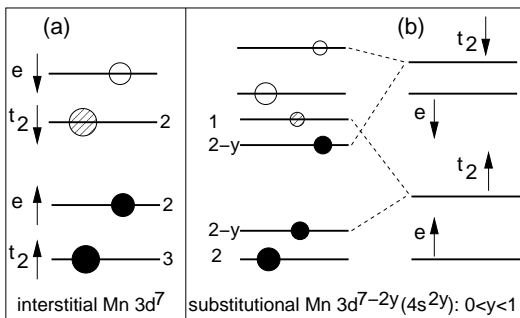


FIG. 4: Schematic view of the electronic states of the (a) interstitial and (b) substitutional Mn in Si [22]. The filled, patterned, and open circles indicate full, partial, and zero occupation, respectively. Both the size of the circles and the numbers next to the levels indicate their occupation number. The half-metallic DOS results in (a) from the $t_{2\downarrow}$ band, but in (b) from the $t_{2\uparrow}$ antibonding band.

served recently [19], suggests that growth kinetics could be exploited to fabricate the Mn_{int} heterostructure proposed by us. Although the reported Mn-induced $c(4 \times 2)$ structure has so far been observed only in islands, extended layers might be obtainable by improved growth techniques, and could be overgrown at lower temperatures with a capping layer. After successful preparation, the heterostructures are still jeopardized by degradation due to highly mobile [26] Si self-interstitials: By studying the 1 ML Mn_{sub} $p(2 \times 2)$ heterostructure with an *extra* 1/4 ML co-planar interstitial Si, we find that interstitial Si is capable of site exchange with one Mn_{sub} , thereby considerably lowering its energy by 1.2 eV. This irreversibly destroys the half-metallicity of the Mn_{sub} -heterostructure (cf. Ref. 10) by degrading the spin-polarization at the Fermi level to about 40%, as seen in Fig. 3(b). In the Mn_{int} -heterostructure, trapped co-planar Si interstitials have a less drastic effect on the electronic structure, but they could shift the Fermi level out of the half-metallic gap if present in high concentrations.

We stress that the half-metallicity in our proposed Mn_{int} -heterostructure (metallic minority spin channel) and in the Mn_{sub} -heterostructure of Qian *et al.* (metallic majority spin channel) have different physical origin. This is explained in the level diagram of Fig. 4. The Mn_{int} $3d$ states are energetically located near the top of the Si-host valence bands (Fig. 2(a)). The weak crystal field with T_d symmetry and strong Hund exchange stabilize a high-spin state for Mn_{int} [2, 3]. The $4s \rightarrow 3d$ electron transfer leads to a $3d^7$ ($t_{2\uparrow}^3 e_{\uparrow}^2 t_{2\downarrow}^2$) configuration (Fig. 4(a)). Thus the partially filled $t_{2\downarrow}$ band is responsible for the metallic spin-down DOS seen in Fig. 2(a). For Mn_{sub} , however, the Mn states of t_2 symmetry mix strongly with Si sp states of the same symmetry, thus splitting the t_2 states into a bonding and an antibonding band, lying in the valence and in the conduction band of the Si host,

respectively (c.f. Fig. 3(a)). The Mn_{sub} $3d$ t_2^{4-2y} and $4s^{2y}$, in total four electrons, fill up the bonding states, together with the Si sp electrons (Fig. 4(b)). Note that the $4s \rightarrow 3d$ electron transfer in the Mn_{sub} is not as complete as in the Mn_{int} , as our calculations find the Mn_{sub} $3d$ occupation (within the muffin-tin sphere) to be less than the Mn_{int} one by 0.2 electrons. Since the non-bonding e_{\uparrow} states (lying below the $t_{2\uparrow}$ states for T_d symmetry) are fully occupied by two electrons, the remaining one electron resides in the $t_{2\uparrow}$ antibonding band that gives rise to the DOS in the spin-up channel in Fig. 3(a).

To conclude, we proposed a stable Si-based heterostructure using δ -doping by interstitial Mn, and proved it to be half-metallic for 1/4 monolayer of Mn, using DFT calculations. A recent combined STM-DFT study [19] lets us expect that such structures could be prepared by molecular beam epitaxy. In order to achieve ferromagnetic ordering at room temperature, one should aim at higher Mn concentrations. Even for a full δ -layer of Mn_{int} , the spin polarization of the conduction electrons should still be as high as 60%.

-
- [1] For a review, see e.g. I. Žutić, J. Fabian, and S. D. Sarma, *Rev. Mod. Phys.* **76**, 323 (2004).
 - [2] G. W. Ludwig and H. H. Woodbury, *Solid State Phys.* **13**, 223 (1962).
 - [3] F. Beeler, O. K. Andersen, and M. Scheffler, *Phys. Rev. Lett.* **55**, 1498 (1985); *Phys. Rev. B* **41**, 1603 (1990).
 - [4] H. Ohno, *Science* **281**, 951 (1998).
 - [5] T. Dietl, H. Ohno, F. Matsukura, J. Cibert, and F. Fermand, *Science* **287**, 1019 (2000).
 - [6] Y. D. Park, A. T. Hanbicki, S. C. Erwin, C. S. Hellberg, J. M. Sullivan, J. E. Mattson, T. F. Ambrose, A. Wilson, G. Spanos, and B. T. Jonker, *Science* **295**, 651 (2002).
 - [7] S. Sanvito and N.A. Hill, *Phys. Rev. Lett.* **87**, 267202 (2001).
 - [8] A.M. Nazmul, T. Amemiya, Y. Shuto, S. Sugahara, and M. Tanaka, *Phys. Rev. Lett.* **95**, 017201 (2005); *ibid.* **96**, 149901(E) (2006).
 - [9] M. Bolduc, C. Awo-Affouda, A. Stollenwerk, M.B. Huang, F.G. Ramos, G. Agnello, and V.P. LaBella, *Phys. Rev. B* **71**, 033302 (2005).
 - [10] M.C. Qian, C.Y. Fong, K. Liu, W.E. Pickett, J.E. Pask, and L.H. Yang, *Phys. Rev. Lett.* **96**, 027211 (2006).
 - [11] S. Picozzi, F. Antoniella, A. Continenza, A. MoscaConte, A. Debernardi, and M. Peressi, *Phys. Rev. B* **70**, 165205 (2004).
 - [12] A. Stroppa, S. Picozzi, A. Continenza, and A. J. Freeman, *Phys. Rev. B* **68**, 155203 (2003).
 - [13] T. Dietl, H. Ohno, and F. Matsukura *Phys. Rev. B.* **63**, 195205 (2001).
 - [14] S.C. Erwin and A. G. Petukhov, *Phys. Rev. Lett.* **89**, 227201 (2002).
 - [15] G. M. Dalpian, A. J. R. da Silva, and A. Fazzio, *Phys. Rev. B* **68**, 113310 (2003).
 - [16] X. Luo, S. B. Zhang, and S. H. Wei, *Phys. Rev. B* **70**, 033308 (2004).

- [17] A. J. R. da Silva, A. Fazzio, and A. Antonelli, Phys. Rev. B **70**, 193205 (2004).
- [18] H. Wu, M. Hortamani, P. Kratzer, and M. Scheffler, Phys. Rev. Lett. **92**, 237202 (2004).
- [19] M. R. Krause, A. J. Stollenwerk, J. Reed, V. P. LaBella, M. Hortamani, P. Kratzer, and M. Scheffler, (submitted).
- [20] J.P. Perdew, K. Burke, and M. Ernzerhof, Phys. Rev. Lett. **77**, 3865 (1996).
- [21] P. Blaha *et al.*, **WIEN2k**, 2001. ISBN 3-9501031-1-2.
- [22] Structural relaxation breaks the local T_d symmetry and split the t_2 triplet of the Mn $3d$ orbitals into $x^2 - y^2$, xz and yz , and the e doublet into $3z^2 - r^2$ and xy orbitals.
- [23] For isolated impurities in Si, the on-site Coulomb correlation could be important. Our GGA+ U calculations for 1/4 ML Mn $c(4 \times 2)$ with Hubbard $U=3$ eV (Refs. 11 and 27) and Hund exchange of 0.9 eV show that the half-metallicity remains, whereas it is lost for $U=5$ eV, but the spin-polarization is still higher than 40%. This is also true for the 1/4 ML-Mn $p(2 \times 2)$ superstructure.
- [24] E. Şaşıoğlu, I. Galanakis, L. M. Sandratskii, and P. Bruno, J. Phys.: Condens. Matter **17**, 3915 (2005).
- [25] S. Picozzi, M. Ležaić, and S. Blügel, phys. stat.sol. (a) **203**, 2738 (2006).
- [26] S. A. Centoni, B. Sadigh, G. H. Gilmer, T. J. Lenosky, T. Díaz de la Rubia, and C. B. Musgrave, Phys. Rev. B **72**, 195206 (2005).
- [27] A. Ernst, L.M. Sandratskii, M. Bouhassoune, J. Henk, and M. Lüders, Phys. Rev. Lett. **95**, 237207 (2005).