

# Accurate determination of the superfluid-insulator transition in the one-dimensional Bose-Hubbard model

Jakub Zakrzewski<sup>1</sup> and Dominique Delande<sup>2</sup>

<sup>1</sup> *Instytut Fizyki imienia Mariana Smoluchowskiego and Mark Kac Complex Systems Research Center, Uniwersytet Jagielloński, ulica Reymonta 4, PL-30-059 Kraków, Poland*

<sup>2</sup> *Laboratoire Kastler-Brossel, Case 74, UPMC, 4 Place Jussieu, F-75252 Paris Cedex 05, France*  
(Dated: May 26, 2019)

The quantum phase transition point between the insulator and the superfluid phase at unit filling factor of the infinite one-dimensional Bose-Hubbard model is numerically computed with a high accuracy, better than current state of the art calculations. The method uses the infinite system version of the time evolving block decimation algorithm, here tested in a challenging case.

PACS numbers: 03.75.Lm, 73.43.Nq

Ultra-cold atoms in optical lattices make possible detailed studies of basic condensed matter systems [1, 2, 3]. While several applications have been envisaged ranging from high  $T_c$  superconductivity [5], disordered systems [6], spin models [7] or novel quantum magnets [8] - for a review, see [9] - the most basic model realized in such a setting is the Bose-Hubbard model (BHM) [10], which still defies an exact analytical description while exhibiting a nontrivial quantum phase transition [11] between a superfluid state and an insulator. Experiments, both three-dimensional [2] and one-dimensional (1D) [3], performed in additional confining atomic traps, led to realization of an inhomogeneous finite model. Still, from the theoretical perspective, the infinite system is the most challenging case. As in experiments, the typical numerical studies deal with finite size systems, with a possible extrapolation to infinite systems at the end. Such an extrapolation is always delicate, especially in the vicinity of the phase transition. Even simple quantities like the precise location of the phase transition point are still controversial, see below.

In the absence of an exact analytical result, one must rely on approximate results, such as the Bethe ansatz [12] or numerical studies, which are roughly of three different types: exact diagonalization for finite systems - limited to very small systems and thus unable to extrapolate to the infinite size -, Quantum Monte-Carlo (QMC) methods and Density Matrix Renormalization Group (DMRG) methods [13].

The Time Evolving Block Decimation (TEBD) algorithm [14, 15] is a novel variant of the DMRG method which can provide results for the temporal dynamics, but also for the eigenstates using imaginary time evolution. Recently, it has been extended to 1D lattice systems with nearest-neighbor interactions of *infinite size* [16]. It has been successfully tested on the integrable Ising model. It is yet to be seen whether really difficult problems can be attacked by this algorithm. The present work provides a partial answer to this question by addressing the challenging problem of the quantum phase transition of the BHM.

The Hamiltonian of the BHM, in dimensionless vari-

ables, reads

$$H = -J \sum_{r=1}^M (\hat{a}_{r+1}^\dagger \hat{a}_r + \text{h.c.}) + \frac{U}{2} \sum_{r=1}^M \hat{n}_r (\hat{n}_r - 1) - \mu \sum_{r=1}^M \hat{n}_r, \quad (1)$$

where  $M$  is the number of sites. We put it finite just for the introduction, as we shall consider  $M = \infty$  for the actual calculation.  $\hat{a}_r^\dagger$  ( $\hat{a}_r$ ) is the creation (annihilation) operator at site  $r$ , while  $\hat{n}_r = \hat{a}_r^\dagger \hat{a}_r$ . The total number of atoms  $\hat{N} = \sum_{r=1}^M \hat{n}_r$  commutes with the Hamiltonian. In the thermodynamic limit of infinite systems, it is convenient to consider the particle density  $\rho = \langle \hat{N}/M \rangle$  and the chemical potential  $\mu$ .

Two parameters describe the model: the tunnelling rate  $J$  and the interaction strength  $U$ . Since physics of the BHM depends on the  $J/U$  ratio only, we set  $U \equiv 1$  for convenience. The behaviour of the system as  $J/U$  is varied has been extensively discussed in a number of papers, see [10, 12, 17, 18, 19, 20, 21, 22, 23, 24, 25, 26], thus we mention the most relevant details only. The Mott insulator phase occurs at integer occupation of sites for sufficiently small tunnelling. Within the Mott insulator regime, the density stays constant - the system is not compressible. Typically, at the phase boundary, the density changes and the superfluid regime is reached via a standard quantum phase transition. The interesting situation occurs when the phase transition is reached via a path of a constant integer density  $\rho$ . The model belongs then to the universality class of the XY model [10] and the phase transition is of the Kosterlitz-Thouless (KT) [27, 28] type.

In the present paper, we determine very accurately the  $J$  value at which the KT transition occurs for  $\rho = 1$ . This is a difficult task previously addressed using different methods yielding quite different results. The mean field theory [11, 29] yields  $J_c \approx 0.086$ . The Bethe ansatz allows for an analytical albeit approximate treatment [12] giving  $J_c = 1/(2\sqrt{3}) \approx 0.289$ . Early numerical values obtained via QMC [17] as well as renormalization group arguments [18] yielded a quite different value  $J_c = 0.215$ . Later numerical approaches came closer to the Bethe ansatz result. In particular, Kashurnikov

et al. [19] found  $J_c = 0.300 \pm 0.005$  in a QMC study while an exact diagonalization for  $M = 12$  combined with renormalization group by the same group [20] yields  $J_c = 0.304 \pm 0.002$ . Earlier diagonalization results [21] gave  $J_c \approx 0.275 \pm 0.005$ . High order perturbative expansion suggests  $J_c = 0.26 \pm 0.01$  [22]. There have been also a number of attempts using DMRG approaches. A study with maximally 4 particles per site with periodic boundary conditions [23] gave  $J_c \approx 0.298$ . Infinite size DMRG with periodic boundaries gave  $J_c = 0.277 \pm 0.01$  [24]. The same authors attempted a finite size DMRG with open boundary conditions (yielding a better convergence) giving  $J_c = 0.297 \pm 0.01$  [25]. Therefore, the current algorithms disagree on the value of  $J_c$ . This is partially due to logarithmic finite-size effects close to the critical point of the KT transition [20, 25]. The accurate determination of  $J_c$  is thus an ideal testbed for algorithms dealing with infinite systems.

**The method:** The approach [16] used is an infinite variant of the TEBD algorithm [14, 15]. It belongs to a rapidly developing class of methods which utilise the understanding of quantum entanglement in complex systems to facilitate effective simulations of many-body quantum systems. All these methods have some links (see discussion in [30]) with the DMRG algorithms [13] extending them either to time evolution [14, 15] or to many dimensional systems [31]). A particularly interesting variant of the TEBD approach assumes translational invariance of the wavefunction and enables a treatment of explicitly infinite systems [16]. While we refer the reader to original papers for details, we sketch here the main idea.

The BHM Hamiltonian involves only nearest-neighbor interactions and can thus be written as a sum over consecutive sites  $r$  of reduced hamiltonians  $h^{(r,r+1)}$ . Each site is described by a Hilbert space of dimension  $D$ . We follow the imaginary time evolution, i.e., compute (we assume  $\hbar = 1$  in the whole paper)

$$|\Psi(\tau)\rangle = \frac{\exp(-H\tau)|\Psi(0)\rangle}{\|\exp(-H\tau)|\Psi(0)\rangle\|}. \quad (2)$$

For large  $\tau$  and a generic initial guess  $|\Psi(0)\rangle$ , such a procedure should yield a good approximation of the ground state provided there is a gap in the spectrum of the system.

We assume translational invariance of our system, i.e.,  $h^{(r,r+1)}$ 's does not depend on site  $r$ . Moreover we restrict ourselves to wavefunctions that are invariant under shifts by one lattice spacing [32]. The time evolution proceeds in the following way. The normalized wave function is Schmidt decomposed at site  $r$  as

$$|\Psi\rangle = \sum_{\alpha=1}^{\chi} \lambda_{\alpha}^{(r)} |\Phi_{\alpha}^{(\leftarrow r)}\rangle \otimes |\Phi_{\alpha}^{(\rightarrow r+1)}\rangle; \quad (3)$$

where  $\chi$  is a finite Schmidt rank, the  $|\Phi_{\alpha}\rangle$  states are an orthonormal set and  $\sum_{\alpha} (\lambda_{\alpha}^r)^2 = 1$  for global normalization. As discussed in [14, 15], for low lying states, the

$\lambda_{\alpha}$  values decrease rapidly, so that a good approximation of the state is obtained keeping only the few largest  $\lambda_{\alpha}^r$ . The two consecutive left or right sub lattices states are related via tensors  $\Gamma^{(r)}$  as follows:

$$\begin{aligned} |\Phi_{\alpha}^{(\leftarrow r+1)}\rangle &= \sum_{\beta=1}^{\chi} \sum_{i=1}^D \lambda_{\beta}^{(r)} \Gamma_{i\beta\alpha}^{(r+1)} |\Phi_{\beta}^{(\leftarrow r)}\rangle |i^{(r+1)}\rangle, \\ |\Phi_{\alpha}^{(\rightarrow r)}\rangle &= \sum_{\beta=1}^{\chi} \sum_{i=1}^D \Gamma_{i\alpha\beta}^{(r+1)} \lambda_{\beta}^{(r+1)} |i^{(r)}\rangle |\Phi_{\beta}^{(\rightarrow r+1)}\rangle; \end{aligned} \quad (4)$$

where  $|i^{(r)}\rangle$  is an orthonormal basis spanning the local Hilbert space at site  $r$  (e.g. the Fock basis for the BHM). In that way one obtains a so-called matrix product state (MPS) [33] representation of  $|\Psi(\tau)\rangle$ . The imaginary time evolution operation can be expressed as a product of elementary two-site evolution operators

$$U^{(r,r+1)} = \exp(-h^{(r,r+1)}\delta t), \quad \delta t \ll 1; \quad (5)$$

using the Suzuki-Trotter decomposition [34].

Now the crucial observation is that, for translationally invariant  $|\Psi\rangle$ , all  $\Gamma^{(r)}$  and  $\lambda^{(r)}$  are independent of  $r$ . The application of a two-site gate  $U^{(r,r+1)}$  has two effects:

- it breaks for a moment the translational invariance (since sites  $r$  and  $r+1$  are updated only);
- the resulting vector is not longer a MPS.

The latter is taken care of by a singular value decomposition of the resulting matrix and retaining only the  $\chi$  largest eigenvalues (and corresponding vectors) - see [14, 15] for details and [16] for a graphical representation. This approximation brings the vector back into the MPS form. The modified  $\Gamma^{(r)}$ 's,  $\lambda^{(r)}$ 's are then updated for all the sites - the translational invariance is restored.

It is worth stressing that the repetition of this procedure allows one to act on two consecutive sites only, taking proper care of local updates of appropriate tensors. In the limit  $\chi \rightarrow \infty$  and  $\delta t \rightarrow 0$ , the exact evolution is obtained. The error introduced by finiteness of  $\delta t$  is easily controlled (it varies as a power of  $\delta t$  depending on the order of the Suzuki-Trotter decomposition) while the strength of the method is that the number  $\chi$  of not too small  $\lambda$  values remains reasonably small. As shown in [16], to facilitate convergence, one can take successively smaller and smaller time steps.

**The BHM application:** To make the infinite-TEBD method work, additional parameters have to be adjusted. One of them is the maximal allowed occupation  $N_{max}$  at a given site (giving the dimension of the Hilbert space at each site,  $D = N_{max} + 1$ ). In DMRG calculations for mean unit occupancy typically  $N_{max} = 4$  is assumed [25]. We take  $N_{max} = 6$ , although the difference with  $N_{max} = 4$  is small. The second important cutoff parameter is the restriction on  $\chi$ , the number of  $\lambda$  values retained at each step. This value can be quite small deep in the Mott insulator region, it has to be taken painfully large close

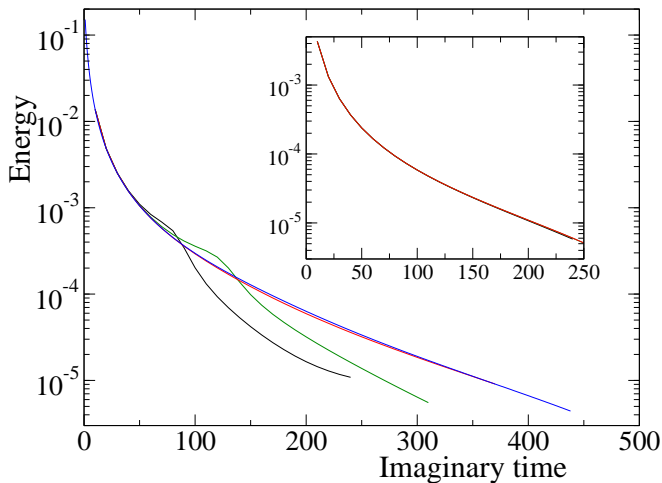


FIG. 1: The imaginary time algorithm “in action” in the superfluid regime of the Bose-Hubbard model,  $J = 0.32$ . Black, green, red and blue curves correspond to  $\chi = 50, 75, 100, 150$ , respectively. The last two sets almost coincide indicating the convergence with respect to  $\chi$ . The insert shows similar convergence in the Mott insulator regime,  $J = 0.10$ ; black (red) curve correspond to  $\chi = 50$  ( $\chi = 100$ ). We plot  $\text{Energy}(t) - \text{Energy}(\infty)$ , which decreases exponentially at long time, giving a straight line in a semi-log plot.

to the KT transitions. This is costly since the execution time scales as  $\chi^3$  [16]. A satisfactory convergence of the correlation function

$$C(s) = \langle \hat{a}_{s+r}^\dagger \hat{a}_r \rangle \quad (6)$$

requires  $\chi$  of the order of one hundred. Such correlation functions define the phase coherence of the condensate, we shall use them to determine the transition point.

It seems quite surprising that our results for the energy, Fig. 1, and for the correlation function, Fig. 2, converge well even in the superfluid regime where the gap in the excitation spectrum should vanish. We have no clear explanation of this behavior. A plausible cause is the enforcement of translational invariance at each step of the algorithm. That restricts the spanned Hilbert space to the translationally invariant subspace killing, e.g., the possible excitations of low-frequency Bogolyubov modes in the superfluid regime.

The convergence of the long-range correlation functions is of particular importance. As discussed in [24, 25], at integer density, it should exhibit a power law  $C(s) \propto s^{-K/2}$  for large  $s$ , on the superfluid side with  $K$  increasing up to  $K = 0.5$  when the KT transition is approached. This is a behaviour typical for a Luttinger liquid characterising low energy excitations in the superfluid state. Fig. 3 reveals that it is indeed the case. As expected, the power law behaviour no longer holds on the Mott side of the transition. Here, deep in the Mott regime, an exponential decay of correlations is observed.

To estimate the KT transition point, we fit the converged correlation functions  $C(s)$  obtained at different  $J$

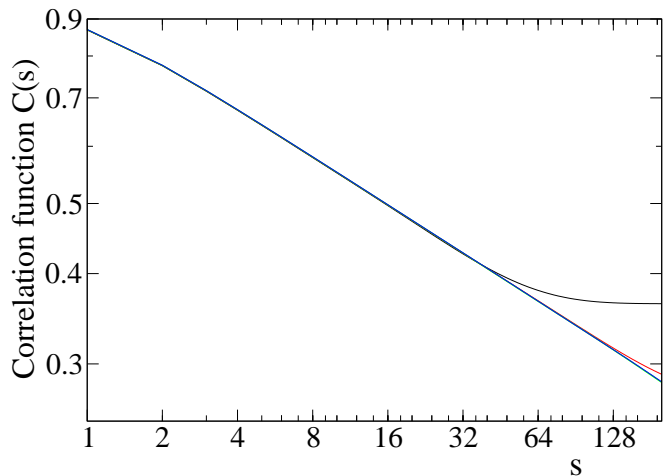


FIG. 2: Correlation function  $C(s)$  in the superfluid phase regime,  $J = 0.32$ . Black, green, red (slightly thicker to be seen) and blue curves correspond to  $\chi = 30, 100, 150, 200$ , respectively. The last two sets almost coincide indicating the convergence with respect to  $\chi$ . The linear behaviour in this log-log plot proves that the correlation function decays algebraically.

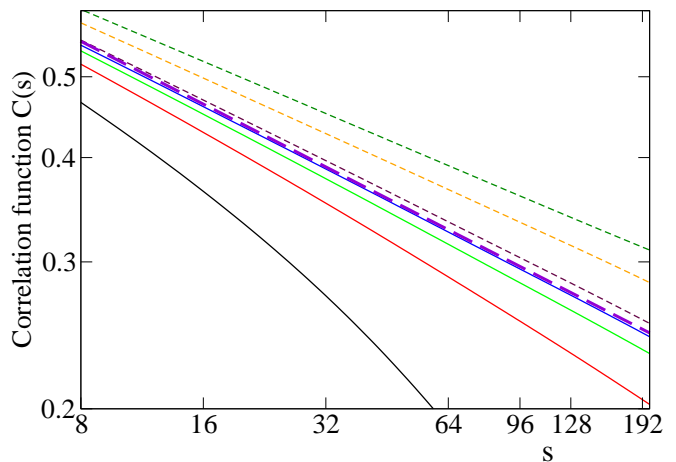


FIG. 3: Correlation functions  $C(s)$  for different values of  $J$  on a double logarithmic plot. From bottom to top:  $J = 0.26, 0.28, 0.29, 0.295, 0.30, 0.32, 0.34$ . For the high lying curves (dashed, larger  $J$ , in the superfluid regime) the power law is very well obeyed, that allows for accurate fits. The low lying (solid lines) curves correspond to the Mott insulator, here power law is not obeyed. The critical slope  $s^{-1/4}$  is shown by a dashed green, thicker line.

values with a power law. Since in the Mott regime the behaviour hardly resembles a power law (see Fig. 3), we make fits in different ranges of  $s$  exactly following the procedure of Kühner et al [25]. The obtained slopes (as a function of  $J$ ) are interpolated to yield the transition point  $J_c$ . These points are collected in Table I for different  $s$  intervals. For comparison we reproduce also the results of [25]. While earlier DMRG results seem to be quite sensitive to the range of  $s$  values, our fits yield much

TABLE I: The location of the critical point  $J_c$ , estimated from different ranges of  $s$  value in the correlation function  $C(s)$ . The second column reproduces fits of [25], the third column yields present results.

$s$	$J_c$ (DMRG)	$J_c$
$4 \leq s \leq 8$	$0.2874 \pm 0.0001$	$0.2868 \pm 0.0006$
$8 \leq s \leq 16$	$0.2938 \pm 0.0001$	$0.2915 \pm 0.0002$
$16 \leq s \leq 32$	$0.2968 \pm 0.0003$	$0.29383 \pm 0.00006$
$32 \leq s \leq 48$	$0.3062 \pm 0.0003$	$0.29525 \pm 0.00005$
$48 \leq s \leq 64$	$0.3107 \pm 0.01$	$0.29610 \pm 0.00001$
$10 \leq s \leq 150$		$0.29529 \pm 0.00005$
$50 \leq s \leq 150$		$0.29580 \pm 0.00002$

closer and mutually consistent results. This comparison shows the power and accuracy of the infinite TEBD algorithm. Due to its quality, our result allows for global fits for  $s \in [10, 150]$  or  $s \in [50, 150]$  also reported in the Table. The two results are slightly different because the power law is expected for large  $s$  only.

The KT transition point at unit density should be safely close to the value given by the last fit  $J_c = 0.2958 \pm 0.0003$  where the (conservative) estimate of the error is

coming from the comparison with other fits. While the obtained value is quite close to that reported previously [25], even our conservative error estimate makes the result more accurate by two orders of magnitude.

To summarize, we have shown that the infinite TEBD algorithm [16] may be efficiently applied to nontrivial challenging problems such as the determination of the KT critical point in the BHM. The accuracy is superior to that obtained by the standard DMRG approach. Surprisingly, converged results are also obtained in the superfluid regime. The restriction of the algorithm to the translationally invariant subspace, while justified for present ground state studies, may restrict the application of the method [16] to the real time evolution. There it could allow to treat “exactly” the dynamics of the quantum phase transition. Work in this direction is in progress.

We acknowledge insightful discussions with Bogdan Damski and Zbyszek Karkuszewski. We are grateful for support of the Polish-French Polonium collaboration scheme as well as Marie Curie ToK project COCOS (MTKD-CT-2004-517186). Calculations were done in ICM UW under grant G29-10. J.Z. was supported by Polish Government scientific funds (2005-2008).

- 
- [1] D. Jaksch, C. Bruder, J.I. Cirac, C.W. Gardiner, and P. Zoller, Phys. Rev. Lett. **81**, 3108 (1998).
  - [2] M. Greiner, O. Mandel, T. Esslinger, T.W. Hänsch, and I. Bloch, Nature **415**, 39 (2002).
  - [3] T. Stöferle, H. Moritz, C. Schori, M. Köhl, and T. Esslinger, Phys. Rev. Lett. **92**, 130403 (2004).
  - [4] D. Jaksch and P. Zoller, Ann. Phys. (N.Y.) **315**, 52 (2005).
  - [5] W. Hofstetter *et al.*, Phys. Rev. Lett. **89**, 220407 (2002).
  - [6] A. Sanpera *et al.*, Phys. Rev. Lett. **93**, 040401 (2004).
  - [7] L.M. Duan, E. Demler, and M.D. Lukin, Phys. Rev. Lett. **91**, 090402 (2003).
  - [8] B. Damski *et al.*, Phys. Rev. Lett. **95**, 060403 (2005).
  - [9] M. Lewenstein, A. Sanpera, V. Ahufinger, B. Damski, A. Sen(De), and U. Sen, cond-mat/0606771.
  - [10] M.P.A. Fisher, P.B. Weichman, G. Grinstein, and D.S. Fisher, Phys. Rev. B **40**, 546 (1989).
  - [11] S. Sachdev, *Quantum Phase Transitions* (Cambridge University Press, Cambridge UK, 2001).
  - [12] W. Krauth, Phys. Rev. B **44**, 9772 (1991).
  - [13] S. R. White, Phys. Rev. Lett. **69**, 2863 (1992).
  - [14] G. Vidal, Phys. Rev. Lett. **91**, 147902 (2003).
  - [15] G. Vidal, Phys. Rev. Lett. **93**, 040502 (2004).
  - [16] G. Vidal, cond-mat/0605597 (2006).
  - [17] G. G. Batrouni and R. T. Scalettar, Phys. Rev. B **46**, 9051 (1992).
  - [18] K. G. Singh and D. S. Rokhsar, Phys. Rev. B **46**, 3002 (1992).
  - [19] V. A. Kashurnikov, A. V. Krasavin, and B. V. Svistunov, Pis'ma Zh. Eksp. Teor. Fiz. **64**, 92 (1996) [JETP Lett. **64**, 99 (1996)].
  - [20] V. A. Kashurnikov and B. V. Svistunov, Phys. Rev. B **53**,
  - [21] V. F. Elesin, V. A. Kashurnikov, and L. A. Openov, Pis'ma Zh. Eksp. Teor. Fiz. **60**, 174 (1994) [JETP Lett. **60**, 177 (1994)]. 11 776 (1996).
  - [22] N. Elstner and H. Monien, Phys. Rev. B **59**, 12184 (1999); cond-mat/9905367 (unpublished).
  - [23] R.V. Pai, R. Pandit, H.R. Krishnamurthy, and S. Ramasesha, Phys. Rev. Lett. **76**, 2937 (1996).
  - [24] T.D. Kühner and H. Monien, Phys. Rev. B **58**, R14741 (1998).
  - [25] T.D. Kühner, S.R. White, and H. Monien, Phys. Rev. B **61**, 12474 (2000).
  - [26] B. Damski and J. Zakrzewski, Phys. Rev. A **74**, 043609 (2006).
  - [27] J. M. Kosterlitz nad D. J. Thouless, J. Phys. C **6**, 1181 (1973).
  - [28] F. D. M. Haldane, Phys. Rev. Lett. **47**, 1840 (1981).
  - [29] W. Zwerger, J. Opt. B: Quantum Semiclass. Opt. **5**, S9 (2003).
  - [30] A.J. Daley *et al.*, J. Stat. Mech.: Theor. Exp. P04005 (2004).
  - [31] F. Verstraete and J. I. Cirac, cond-mat/0407066.
  - [32] This assumption is not essential for the method and can be easily lifted, as pointed out in [16]. It excludes “charge density wave” or “checkerboard” solutions. Previous studies of the BHM indicate that the ground state is translationally invariant so there is no real limitation in the approach used.
  - [33] M. Fannas, B. Nachtergaele and R. F. Werner, Comm. Math. Phys. **144** 443 (1992); SÖstlund and S. Rommer, Phys. Rev. Lett. **75**, 3537 (1995).
  - [34] M. Suzuki, Phys. Lett. A **146**, 319 (1990).