

MAGNETIC IMPURITY STATES AND FERROMAGNETIC INTERACTION IN DILUTED MAGNETIC SEMICONDUCTORS

M. ICHIMURA^{*,1,2}, K. TANIKAWA¹, S. TAKAHASHI¹, G. BASKARAN^{1,3},
and S. MAEKAWA^{1,4}

¹*Institute for Materials Research, Tohoku University, Sendai, 980-8577, Japan*
**E-mail: ichimura@imr.tohoku.ac.jp*

²*Advanced Research Laboratory, Hitachi, Ltd., Hatoyama, Saitama, 350-0395, Japan*

³*Institute of Mathematical Sciences, C.I.T. Campus, Chennai 600 113, India*

⁴*CREST, Japan Science and Technology Agency, Kawaguchi, Saitama, 332-0012, Japan*

The electronic structure of diluted magnetic semiconductors is studied, especially focusing on the hole character. The Haldane-Anderson model is extended to a magnetic impurity, and is analyzed in the Hartree-Fock approximation. Due to the strong hybridization of an impurity d -states with host p -states, it is shown that holes are created in the valence band, at the same time the localized magnetic moments are formed. These holes are weakly bound around the impurity site with the characteristic length of several lattice constants. For the case of the two impurities, it is found that when the separation of two impurities is of the order of the length of holes, the overlap of these holes favors the ferromagnetic interaction. The spatially extended holes play an essential role for the ferromagnetic exchange interaction.

Keywords: Diluted Magnetic Semiconductors; Haldane-Anderson Model; Hartree-Fock Approximation.

1. Introduction

The spin dependent transport has attracted great interest from the technological point of view as well as the physical point of view¹. For the requirement to control and manipulate the spin transport by external perturbations, including applied electric and/or magnetic fields and optical excitation, the diluted magnetic semiconductors (DMS) are considered to be the most important candidates for such promising properties. However, we have not been able to identify the DMS with Curie temperature (T_c) above room temperature, and there exists great discrepancy among the experiments for mechanism of ferromagnetic ground state in DMS.

In various types of DMS, (III,Mn)V family, (Ga,Mn)As² has been extensively studied both from the experimental and theoretical sides. Matsukura *et al.* have shown

that the carrier in (Ga,Mn)As is p -type holes by Hall effect³. These holes are considered to play an important role for the ferromagnetism in (Ga,Mn)As. Ohno *et al.* have realized to control the ferromagnetic properties such as T_c ⁴ and coercive field (H_c)⁵ by the control of hole density in (Ga,Mn)As with the field-effect transistor (FET) device. These results have made it clear that (Ga,Mn)As is hole-mediated ferromagnet.

There are many experimental studies for hole states in (Ga,Mn)As. The Mn $2p$ core level photoemission for (Ga,Mn) with the configuration interaction analysis has suggested that a Mn ion is the neutral (Mn)⁺³ with $d^5 + 1hole$ configuration and that holes are localized at the Mn site⁶. On the other hand, the valence band photoemission experiment has shown that holes are occupied in the host valence band (VB) just below the

Fermi energy (E_F)⁷. The experiment of angle resolved photoemission spectra (ARPES) have shown the existence of impurity band below E_F without dispersion in the direction along $\vec{k} = (001)$ ⁸. The infra-red (IR) absorption experiments have shown the hopping conduction due to the localized holes, and spectral transfer from interband to intraband⁹. This is interpreted that the localized holes do not provide the RKKY interaction between magnetic moments, and that the spectral transfer is caused by the double exchange (DE) interaction. The X-ray absorption spectral (XAS) experiment has shown that the holes are mainly in As 4*p* orbital¹⁰. There exists disagreement over the interpretation of the hole character, localized or delocalized.

2. Model description

We start with the Haldane-Anderson model, which has treated the charge state of the impurity *d*-state in semiconductor hosts, and has succeeded to describe the multiple charge state¹¹. Here, we extend the Haldane-Anderson model to a magnetic impurity, and simplify the model with no orbital degeneracy. The degenerate-orbital case is discussed in the following section. A standard Hartree-Fock (HF) approximation applied to the Haldane-Andersons leads to

$$\mathcal{H}_{HF} = \sum_{\sigma} E_{d\sigma}^{eff} n_{\sigma} + \sum_{k\sigma} \epsilon_k c_{k\sigma}^{\dagger} c_{k\sigma} + V \sum_{k\sigma} (c_{k\sigma}^{\dagger} d_{\sigma} + h.c.), \quad (1)$$

where

$$E_{d\sigma}^{eff} = E_d + U \langle n_{-\sigma} \rangle. \quad (2)$$

Here $n_{\sigma} = d_{\sigma}^{\dagger} d_{\sigma}$, and $c_{k\sigma}^{\dagger}$ and d_{σ}^{\dagger} are the creation operators for the *p*-state of host semiconductor energy band and for *d*-state at impurity site, respectively. We assume that in the host band structure, the band widths of the VB and conduction band (CB) is semi-infinite and the density of states (DOS) of

both bands are constant (ρ_0), since the interested energy region is near the CB bottom (ϵ_c) and VB top (ϵ_v). U and V represent the onsite Coulomb energy and the hybridization between *d*- and *p*-states, respectively. It is convenient to define $\Delta = \pi|V|^2\rho_0$. $E_{d\sigma}^{eff}$ is the effective energy level of *d*-state. In this work, we restrict ourselves to the symmetric case, $E_d = -(U - \Delta_G)/2$. Δ_G is the gap in the host energy band.

The HF single particle spectrum is obtained as shown schematically in Fig. 1. It is shown analytically that the Friedel sum rule is satisfied between virtual bound states (VBS) and *p*-hole, and between *d*- and *p*-components in the split-off state. The number of states in VBS is equal to the one in *p*-hole state. The sum of the *d*- and *p*-components in the split-off state is always 1. This means that the split-off state carries the unit charge e and spin 1/2. These two sum rules are convenient to consider the spatial distribution of *p*-hole spin.

In the situation of Fig. 1, we assume the deep *d*-level in VB, *i.e.* negatively large E_d . Under this assumption, when the split-off state is empty, the electron configuration is $d^1 + 1hole$. When we set the split-off state to be singly occupied, the d^1 electron configuration is realized.

By using the above relation, we can es-

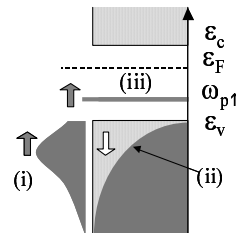


Fig. 1. The schematic picture of the single particle spectrum for up-spin. (i) DOS of VBS due to *p*-*d* hybridization. (ii) DOS of host *p*-band. The DOS deviates from rectangular shape, corresponding to the formation of VBS. This deviation is regarded as the *p*-hole with down-spin. (iii) Near the VB top in the gap, the split-off state appears at ω_p , which mainly consists of the host *p*-state.

estimate the spatial distributions of the charge and spin for the cases of $d^1 + 1hole$ and d^1 . For $d^1 + 1hole$, the charge and spin distributions are determined by p -hole, since the d -state is well localized like δ -function. We obtained that the distributions of p -holes spread over several lattice constants, then the induced magnetic moment in host is coupled antiferromagnetically with the impurity spin. For d^1 , the distribution of p -hole is cancelled by the occupation of the split-off state. The p -component density of the split-off state is calculated analytically as $\sim \rho_0 \Delta \exp(-2r/\xi_p)/(r/\xi_p)$, where $\xi_p = 1/\sqrt{2m^*\omega_p}$ and m^* is the effective mass of host. From this result, for $d^1 + 1hole$, it is understood that the p -hole is weakly bound around the impurity spin with the spreading of several lattice constants.

3. Result and Discussion

Here, we extend the above result to the impurity treatment in (Ga,Mn)As. For this purpose, the three degenerate d -orbitals are considered as impurity states since the tetrahedral crystal field splits the d -orbitals into e_g and t_{2g} orbitals and the lower energy e_g orbitals with two-fold degeneracy form non-bonding states. We assume these impurity d -levels deep enough in the host VB band. Then three p -holes and three split-off states are formed. The substitution of Ga^{3+} ion by Mn^{3+} can be considered to occupy two electrons in t_{2g} orbitals, and this corresponds to the doubly occupied split-off states in our model. We can interpret this state as $d^5 + 1hole$ configuration.

The single impurity case with three degenerate orbitals is analyzed in HF approximation with the Coulomb and exchange J terms on an equal footing. The spin density of the p -holes as a function of distance from the impurity site is plotted in the inset of Fig. 2. The spin density distribution in negative sign in Fig. 2 represents the antiferro-

magnetic coupling with impurity spin. Here, $\xi_G = 1/\sqrt{2m^*\Delta_G}$ which is about 0.6nm in GaAs. Figure 2 also indicates the spin density of p -hole for various occupation number of the split-off states (n_p). The spin density of p -hole for $n_p = 0, 6$ is about three times of that for $n_p = 2, 4$. This is because the split-off states for various n_p are nearly degenerate for large Δ due to the multiple charge state by the Haldane-Anderson scenario, then these split-off states give the almost same spreading.

Based on the spin density distribution of p -holes around the impurity, the exchange interaction mediated by the holes is evaluated using the Caroli's formula¹², which was originally used to analyze the exchange interaction of two impurities in metallic host. We extend this formula to semiconductor host. The exchange energy (E_{ex}) defined as the energy difference between ferromagnetic and antiferromagnetic configurations of two impurity spins are shown in Fig. 2 as a function of distance between two impurities. Since the spreading of ferromagnetic coupling over several lattice constants shows well agreement with that of p -holes, these holes plays an essential role for the ferromagnetic exchange interaction.

Figure 2 also shows the dependence of the exchange energy on n_p . Since n_p can

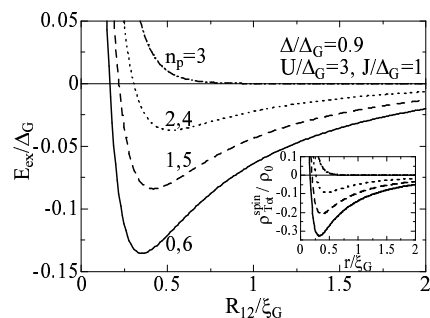


Fig. 2. The exchange energy as a function of distance between two impurities for various occupation number of the split-off states (n_p). Inset: The spin density distribution of p -hole as a function of the distance from the impurity site.

be interpreted as the t_{2g} occupation as discussed above, the material dependence of the exchange energy is examined for various t_{2g} occupation. Under the strong p - d hybridization and deep impurity states in the host VB band, the states with occupations $n_p = 1, 2,$ and 3 can be considered as hosts Ge, GaAs, and ZnSe, respectively. The comparison between these Mn doped semiconductors are shown in Fig. 3 as a function of impurity concentration. Since T_c is proportional to the absolute value of exchange energy within HF approximation, (Ge,Mn) is expected to have a higher T_c due to a large amplitude of p -hole spin density around the impurity site. On the other hand, (Zn,Mn)Se cannot be expected higher T_c due to no induced p -hole only by intrinsic doping. This material dependence of the exchange energy is roughly similar to the results for the specific doping rate by first-principles electronic structure calculation done for the periodic supercells¹³ and nano-crystals¹⁴. However, these first-principles results^{13,14} have shown the antiferromagnetic ground state for (Zn,Mn)Se.

4. Summary

To summarize this work, the magnetic impurity states and magnetic interaction between d -impurities are studied using extended Haldane-Anderson model in DMS. Due to the strong hybridization between d -states and p -states in the host, p -holes cou-

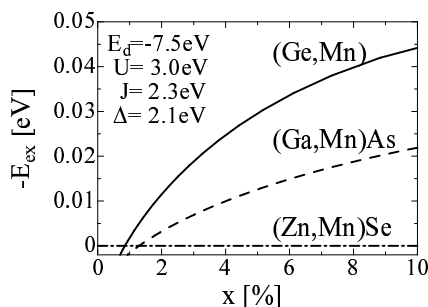


Fig. 3. The exchange energy as a function of impurity concentration for various host materials.

ple antiferromagnetically to impurity spins and the split-off states in the gap are formed. When the occupation of the split-off states is different from the number of p -holes, the spin density of p -holes spreads over several lattice constants around the impurity site. When two impurities are so close to overlap their spin density, ferromagnetic interaction is favorable. The weakly bound holes around the impurity site plays an essential role for the ferromagnetic exchange interaction.

Acknowledgments

The part of this work is supported by CREST, IFCAM, and MEXT. One of the authors (M.I) thanks the NAREGI project of MEXT Japan.

References

1. *Spin Dependent Transport in Magnetic Nanostructures*, edited by S. Maekawa and T. Shinjo (Taylor and Francis, London and New York, 2002).
2. H. Ohno, *et al.*, *Appl. Phys. Lett.* **69**, 363 (1996).
3. F. Matsukura, Y. Ohno and H. Ohno, *Phys. Rev.* **B57**, R2037 (1998).
4. H. Ohno, *et al.*, *Nature* **408**, 944 (2000).
5. D. Chiba, M. Yamanouchi, F. Matsukura, and H. Ohno, *Science* **301**, 943 (2003).
6. J. Okabayashi, *et al.*, *Phys. Rev.* **B58**, R4211 (1998).
7. J. Okabayashi, *et al.*, *Phys. Rev.* **B59**, R2486 (1999).
8. J. Okabayashi, *et al.*, *Phys. Rev.* **B64**, 125304 (2001).
9. K. Hirakawa, *et al.*, *Phys. Rev.* **B65**, 193312 (2002).
10. Y. Ishikawa, *et al.*, *Phys. Rev.* **B65**, 233201 (2002).
11. F. D. M. Haldane and P. W. Anderson, *Phys. Rev.* **B13**, 2553 (1976).
12. B. Caroli, *J. Phys. Chem. Solids* **28**, 1427 (1967).
13. T. C. Schulthess and W. H. Butler, *J. Appl. Phys.* **89**, 7021 (2001).
14. X. Huang, *et al.*, *Phys. Rev. Lett* **94**, 236801 (2005).