

Exact solution of close-packed dimers on the kagome lattice

Fa Wang^{1,2} and F. Y. Wu³

¹*Department of Physics, University of California, Berkeley, California 94720*

²*Material Sciences Division, Lawrence Berkeley National Laboratory, Berkeley, California 94720*

³*Department of Physics, Northeastern University, Boston, Massachusetts 02115*

(Dated: Printed February 8, 2020)

It is well-known that exact enumerations of close-packed dimers can be carried out for two-dimensional lattices. While details of results are now known for most lattices, due to the unique nature of the lattice structure, there has been no complete analysis for the kagome lattice. Here we derive the close-form expression $(1/3) \ln(4xyz)$ for the free energy of close-packed dimers on the kagome lattice, where x, y, z are dimer weights. We use two different approaches, the Kasteleyn method of evaluating a Pfaffian and an alternative vertex model formulation. Both methods lead to the same final expression. The correlation function between two dimers at a distance equal or greater than two lattice spacings is found to vanish identically.

PACS numbers: 05.50.+q, 04.20.Jb, 02.10.Ox

A central problem in statistical physics is the enumeration of close-packed dimers on lattices. The origin of the problem has a long history tracing back to the 1937 paper of Fowler and Rushbrooke [1] in their attempt of enumerating the absorption of diatomic molecules on a surface. A milestone in the history of the dimer problem is the exact solution for the square lattice obtained by Kasteleyn [2] and Temperley and Fisher [3] in 1961. Indeed, the method of Kasteleyn is quite general and applicable to all planar lattices [4]. Exact results obtained in this way are summarized in a forthcoming review [5] for a number of two-dimensional lattices.

In the case of the kagome lattice, however, there has been no complete analysis of the dimer problem other than studies of pure dimer enumerations most of which are numerical and series expansions (see [6] and references cited therein). In recent years there has been considerable interest in the study of physical phenomena on the kagome lattice. These range from high- T_c superconductivity [7], Heisenberg antiferromagnets [8–12], quantum dimers [13], to the occurrence of spin-liquid states [14]. It has also been shown that the consideration of close-packed dimers is related to the ground state of a quantum dimer model [15]. In light of these developments, it is of pertinent interest to take a fresh look at close-packed dimers for the kagome lattice.

In this Letter we consider this problem, and derive the closed-form expression

$$f_{\text{kagome}}(x, y, z) = \left(\frac{1}{3}\right) \ln(4xyz) \quad (1)$$

for the free energy (for definition of terms see below). As exact solutions for other lattices are invariably of the form of a double integral akin to the Onsager solution of the Ising model [5], the very simple expression of the solution (1) and its logarithmic dependence on dimer weights are novel and unique. It points to the special role played by the kagome lattice (which often makes a problem more

amenable), and suggests that caution must be taken in generalizing physical results derived from the kagome lattice. For example, as we shall see below, the correlation between two dimers is identically zero at distances equal or greater than two lattice spacings on the kagome lattice, but this conclusion does not hold for other lattices.

The kagome lattice is shown in Fig. 1, where x, y, x are dimer weights along the three principal directions. We denote the lattice by \mathcal{L} . Let N ($=$ even) be the number of sites of \mathcal{L} , so the lattice can be completely covered by $N/2$ dimers. The dimer generating function is defined to be the summation

$$Z_{\text{kagome}}(x, y, z) = \sum_{\text{dimer coverings}} x^{n_x} y^{n_y} z^{n_z} \quad (2)$$

over all close-packed dimer configurations of \mathcal{L} . Here, n_x is the number of dimers with weight x , etc. subject to $n_x + n_y + n_z = N/2$. Our goal is to evaluate the *per-dimer* free energy

$$f_{\text{kagome}}(x, y, z) = \lim_{N \rightarrow \infty} \frac{1}{N/2} \ln Z_{\text{kagome}}(x, y, z) \quad (3)$$

in a close form. Past attempts have been confined to enumerations of $f(1, 1, 1)$. Here we consider the problem for general x, y, z .

We derive the solution (1) using two different methods: the Kasteleyn method of evaluating a Pfaffian and alternately a method of a vertex model formulation.

The Kasteleyn approach: The first step of the Pfaffian method is to find a Kasteleyn orientation [2] of lattice edges. A Kasteleyn orientation of a planar lattice is an orientation of edges such that every transition cycle consisting of a loop of edges derived from the superposition of two dimer coverings has an odd number of arrows pointing in the clockwise direction, a property which we term as *clockwise-odd*. While Kasteleyn [4] has demonstrated that such an orientation is possible for all planar graphs, the actual orientation of edges for a given lattice,

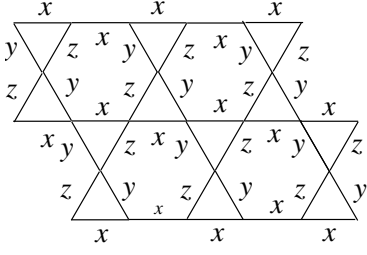


FIG. 1: The kagome lattice \mathcal{L} with dimer weights x, y, z in the three principal directions.

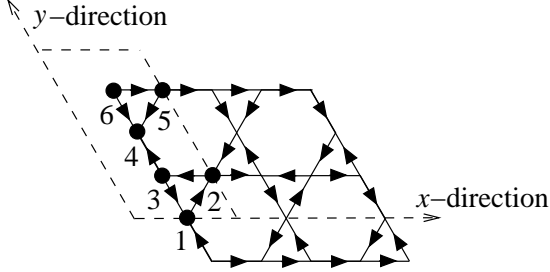


FIG. 2: The Kasteleyn orientation of the kagome lattice. A unit cell is the region bounded by dashed lines containing the six sites numbered 1...6.

or graph, still needs to be worked out, and the crux of the matter of the Kasteleyn method is the finding of the appropriate clockwise-odd orientation.

For the kagome lattice a Kasteleyn orientation can be taken as that shown in Fig. 2. The kagome lattice is composed of up-pointing and down-pointing triangles. The

orientation in Fig. 2 consists of orienting all up-pointing triangles and every other down-pointing triangles in the counter-clockwise direction, with the other half of the down-pointing triangles oriented as shown. In this orientation a unit cell of the lattice consists of the 6 sites forming two neighboring down-pointing triangles, which are numbered 1...6 as shown. Our orientation is different from that used in [6].

To see that the orientation in Fig. 2 is indeed a Kasteleyn orientation, we note that all transition cycles in Fig. 2 are clockwise-odd. As all transition cycles on the lattice can be formed by deforming those in Fig. 2 without altering the clockwise-odd property, all transition cycles are also clockwise-odd so the orientation in Fig. 2 is a good Kasteleyn orientation [16]. This is essentially the argument of Kasteleyn [4].

After rendering the Kasteleyn orientation, we can write the dimer partition function as a Pfaffian. As the analysis is now standard we follow the standard procedure (see, for example, Eq. (4.34) of [17]) and arrive at the result

$$\begin{aligned} f_{\text{kagome}}(x, y, z) &= \left(\frac{1}{3}\right) \frac{1}{(2\pi)^2} \int_0^{2\pi} \int_0^{2\pi} \ln \text{Pf}[M(\theta, \phi)] d\theta d\phi \\ &= \left(\frac{1}{6}\right) \frac{1}{(2\pi)^2} \int_0^{2\pi} \int_0^{2\pi} \ln \det[M(\theta, \phi)] d\theta d\phi. \end{aligned} \quad (4)$$

Here the factor 1/3 in the second line comes from the fact that there are 3 dimers per unit cell in a close-packed configuration, and $\text{Pf}[M(\theta, \phi)] = \sqrt{\det[M(\theta, \phi)]}$ is the Pfaffian of the 6×6 matrix

$$\begin{aligned} M(\theta, \phi) &= a(0, 0) + a(1, 0)e^{i\theta} + a(-1, 0)e^{-i\theta} + a(0, 1)e^{i\phi} + a(0, -1)e^{-i\phi} + a(1, 1)e^{i(\theta+\phi)} + a(-1, -1)e^{-i(\theta+\phi)} \\ &= \begin{pmatrix} 0 & z & -y & 0 & ze^{-i(\theta+\phi)} & -ye^{-i\phi} \\ -z & 0 & x(1+e^{i\theta}) & -ze^{i\theta} & 0 & 0 \\ y & -x(1+e^{-i\theta}) & 0 & y & 0 & 0 \\ 0 & ze^{-i\theta} & -y & 0 & -z & -y \\ -ze^{i(\theta+\phi)} & 0 & 0 & z & 0 & x(-1+e^{i\theta}) \\ ye^{i\phi} & 0 & 0 & y & x(1-e^{-i\theta}) & 0 \end{pmatrix}. \end{aligned} \quad (5)$$

The a -matrices are read off from Fig. 2 to be

$$a(0, 0) = \begin{pmatrix} 0 & z & -y & 0 & 0 & 0 \\ -z & 0 & x & 0 & 0 & 0 \\ y & -x & 0 & y & 0 & 0 \\ 0 & 0 & -y & 0 & -z & -y \\ 0 & 0 & 0 & z & 0 & -x \\ 0 & 0 & 0 & y & x & 0 \end{pmatrix} \quad (6a)$$

$$a(1, 0) = \begin{pmatrix} 0 & 0 & 0 & 0 & 0 & 0 \\ 0 & 0 & x & -z & 0 & 0 \\ 0 & 0 & 0 & 0 & 0 & 0 \\ 0 & 0 & 0 & 0 & 0 & 0 \\ 0 & 0 & 0 & 0 & 0 & x \\ 0 & 0 & 0 & 0 & 0 & 0 \end{pmatrix} \quad (6b)$$

$$a(0, 1) = \begin{pmatrix} 0 & 0 & 0 & 0 & 0 & 0 \\ 0 & 0 & 0 & 0 & 0 & 0 \\ 0 & 0 & 0 & 0 & 0 & 0 \\ 0 & 0 & 0 & 0 & 0 & 0 \\ 0 & 0 & 0 & 0 & 0 & 0 \\ y & 0 & 0 & 0 & 0 & 0 \end{pmatrix} \quad (6c)$$

$$a(1, 1) = \begin{pmatrix} 0 & 0 & 0 & 0 & 0 & 0 \\ 0 & 0 & 0 & 0 & 0 & 0 \\ 0 & 0 & 0 & 0 & 0 & 0 \\ 0 & 0 & 0 & 0 & 0 & 0 \\ -z & 0 & 0 & 0 & 0 & 0 \\ 0 & 0 & 0 & 0 & 0 & 0 \end{pmatrix} \quad (6d)$$

$$a(-1, 0) = -a^T(1, 0) \quad (6e)$$

$$a(0, -1) = -a^T(0, 1) \quad (6f)$$

$$a(-1, -1) = -a^T(1, 1), \quad (6g)$$

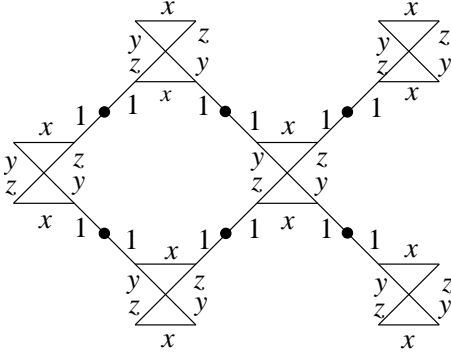


FIG. 3: An extended kagome lattice \mathcal{L}' constructed by inserting a decorating site attached to two edges of weight 1 as shown. The decorating sites are denoted by black circles.

where the superscript T denotes the matrix transpose.

The evaluation of the determinant in (4) gives the surprisingly simple result

$$\det[M(\theta, \phi)] = 16x^2y^2z^2. \quad (7)$$

The substitution of (7) into (4) now yields (1). The expression (7) and result (1) have previously been obtained for $x = y = z = 1$ in [6] for pure dimer enumerations.

The vertex-model approach: The kagome dimer problem can also be solved using a vertex model approach which is conceptually simpler. This involves the mapping of the dimer problem into a vertex model for which the solution is known.

The first step of the mapping is to introduce an extended kagome lattice \mathcal{L}' of Fig. 3. The extended lattice \mathcal{L}' is constructed from \mathcal{L} by introducing $4N/3$ extra lattice edges with weight 1 and $2N/3$ new (decorating) sites as shown. By inspection it is clear that a bijection exists between dimer configurations on \mathcal{L} and \mathcal{L}' . This permits us to consider instead the dimer problem on \mathcal{L}' .

The dimer problem on \mathcal{L}' is next mapped into a vertex model.

The extended lattice \mathcal{L}' consists of $N/3$ unit cells each of which is shown in Fig. 4. The unit cells form a square lattice \mathcal{S} . We next map dimer configurations on \mathcal{L}' into vertex configurations on \mathcal{S} , by regarding the 4 edges extending from a unit cell of \mathcal{L}' as the 4 edges incident to a site on \mathcal{S} . To each extending edge on \mathcal{L}' covered by a dimer, draw a *bond* on the corresponding edge on \mathcal{S} , and to each extending edge not covered by a dimer, leave the corresponding edge *empty*. Then, as shown in Fig. 5, dimer coverings of a unit cell are mapped into vertex configurations on \mathcal{S} . Since the number of bonds extending from each vertex is either 1 or 3, which is an odd number, we are led to the *odd 8-vertex model* considered in [18].

Vertex weights of the odd 8-vertex model can be read off from Fig. 5 as

$$\begin{aligned} u_1 &= xz, & u_2 &= y, & u_3 &= y, & u_4 &= xz, \\ u_5 &= xy, & u_6 &= z, & u_7 &= z, & u_8 &= xy. \end{aligned} \quad (8)$$

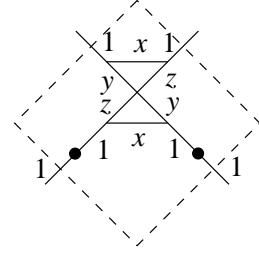


FIG. 4: Unit cell of a square lattice. Repeating unit cells form a square lattice.

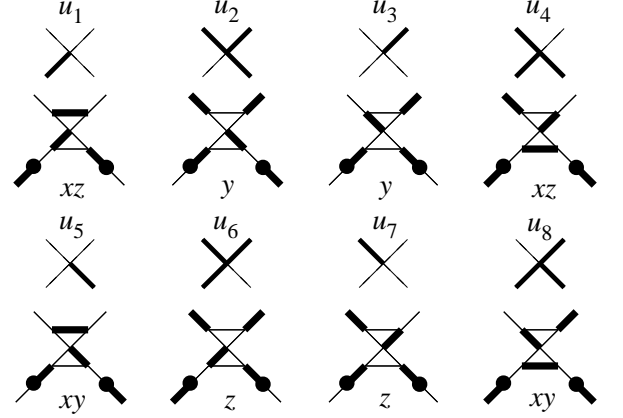


FIG. 5: Mapping between vertex and dimer configurations and the corresponding weights.

The per-vertex 8-vertex model free energy is then

$$f_{8v}(x, y, z) = \lim_{N \rightarrow \infty} \frac{1}{N/3} \ln Z_{\text{kagome}}(x, y, z). \quad (9)$$

Comparing (9) with (3), we obtain the equivalence

$$f_{\text{kagome}}(x, y, z) = \left(\frac{2}{3}\right) f_{8v}(x, y, z). \quad (10)$$

Now the weights (8) satisfy the free-fermion condition

$$u_1u_2 + u_3u_4 = u_5u_6 + u_7u_8 \quad (11)$$

for which the per-vertex 8-vertex model free energy has been evaluated in [18] as

$$f_{8v} = \frac{1}{16\pi^2} \int_0^{2\pi} d\theta \int_0^{2\pi} d\phi \ln F(\theta, \phi) \quad (12)$$

where

$$\begin{aligned} F(\theta, \phi) &= 2A + 2D \cos(\theta - \phi) + 2E \cos(\theta + \phi) \\ &\quad + 4\Delta_1 \sin^2 \phi + 4\Delta_2 \sin^2 \theta \end{aligned}$$

with

$$\begin{aligned} A &= (u_1u_3 + u_2u_4)^2 + (u_5u_7 + u_6u_8)^2 \\ D &= (u_5u_7)^2 + (u_6u_8)^2 - 2u_1u_2u_3u_4 \\ E &= -(u_1u_3)^2 - (u_2u_4)^2 + 2u_5u_6u_7u_8 \\ \Delta_1 &= (u_1u_2 - u_5u_6)^2 \\ \Delta_2 &= (u_3u_4 - u_7u_8)^2 \end{aligned}$$

Substituting with (8), we have

$$A = 8x^2y^2z^2, \quad D = E = \Delta_1 = \Delta_2 = 0. \quad (13)$$

The solution (1) is now obtained by substituting (13) into (12) and (10).

Extension to an asymmetric kagome lattice: The fact that the free energy $(1/3)\ln(4xyz)$ does not admit expansions in x, y, z explains why the usual series expansion approaches to the problem have proven to be ineffective. However, series expansions are recovered for asymmetric kagome lattices. Consider, for example, the kagome lattice of Fig. 1 with dimer weights in the down-pointing triangles changed to x', y', z' , an asymmetric extension which has been considered in another context [19, 20] and proven to be a useful starting point for series expansion studies. The generating function in this case can again be derived using either of the two approaches presented in the above.

Using the vertex model approach, the mapping of Fig. 5 still holds but now with the equivalence

$$\begin{aligned} u_1 &= xz', & u_2 &= y', & u_3 &= y, & u_4 &= x'z \\ u_5 &= xy', & u_6 &= z', & u_7 &= z, & u_8 &= x'y \end{aligned} \quad (14)$$

which again satisfies the free-fermion condition (11). Then one finds

$$f_{\text{kagome}}(x, y, z; x', y', z') = \left(\frac{2}{3}\right) f_{8v}(x, y, z; x', y', z') \quad (15)$$

where $f_{8v}(x, y, z; x', y', z')$ is of the form of a double integral given by (12) with

$$\begin{aligned} A &= (xyz' + x'y'z)^2 + (xy'z + x'yz')^2 \\ D &= (xy'z - x'y'z')^2 \\ E &= -(xyz' - x'y'z')^2 \\ \Delta_1 &= 0 \\ \Delta_2 &= (x'yz - xy'z')^2. \end{aligned} \quad (16)$$

Using the Kasteleyn approach the only change in (5) is the use of the following new expression for $a(0, 0)$,

$$a(0, 0) = \begin{pmatrix} 0 & z' & -y' & 0 & 0 & 0 \\ -z' & 0 & x' & 0 & 0 & 0 \\ y' & -x' & 0 & y & 0 & 0 \\ 0 & 0 & -y & 0 & -z' & -y' \\ 0 & 0 & 0 & z' & 0 & -x' \\ 0 & 0 & 0 & y' & x' & 0 \end{pmatrix}. \quad (17)$$

It can be checked that by using this expression for $a(0, 0)$ in the first line of (5) one deduces the same expression (15) in the form of a double integral for the dimer free energy. We remark that the result (1) can also be derived by using an equivalence between the odd 8-vertex model and a staggered 8-vertex model considered in [21].

The dimer-dimer correlation: To compute dimer-dimer correlations, define for the lattice edge connecting sites i and j in unit cell at $\mathbf{r} = (r_x, r_y)$ an edge occupation

number $n_{ij, \mathbf{r}} = 1$ (0) if the edge ij is occupied by a dimer (empty). Then, the correlation function between two dimers on edges ij in cell \mathbf{r}_1 and $k\ell$ in cell \mathbf{r}_2 is

$$c(ij, \mathbf{r}_1; k\ell, \mathbf{r}_2) = \langle n_{ij, \mathbf{r}_1} n_{k\ell, \mathbf{r}_2} \rangle - \langle n_{ij, \mathbf{r}_1} \rangle \langle n_{k\ell, \mathbf{r}_2} \rangle, \quad (18)$$

where $\langle \cdot \rangle$ denotes the configurational average.

The correlation function (18) can be evaluated by either considering a perturbation of the Pfaffian as in [23] or by applying the Grassmanian method of [24]. We have carried out both analyses. Particularly, we find

$$c(ij, \mathbf{r}_1; k\ell, \mathbf{r}_2) = 0, \quad |\mathbf{r}_1 - \mathbf{r}_2| \geq 2. \quad (19)$$

Namely, there is no correlation between two dimers when the distance between their unit cells is greater than or equal to 2 lattice spacings. The absence of the dimer-dimer correlation above a certain distance, which is also found in a quantum dimer model [13], is a property unique to the kagome lattice.

One of us (FW) is supported in part by DOE grant LDRD DEA 3664LV.

-
- [1] R. H. Fowler and G. S. Rushbrooke, *Trans. Faraday Soc.* **33**, 1272 (1937).
 - [2] P. W. Kasteleyn, *Physica* **27**, 1209 (1961).
 - [3] H. N. V. Temperley and M. E. Fisher, *Phil. Mag.* **6**, 1061 (1961).
 - [4] P. W. Kasteleyn, *J. Math. Phys.* **4**, 287 (1963).
 - [5] F. Y. Wu, *Int. J. Mod. Phys. B*, to appear.
 - [6] A. J. Phares and F. J. Wunderlich, *Il. Nuovo Cimento B* **101**, 653 (1988).
 - [7] K. Obredors *et al.*, *Solid Stat. Commun.* **65**, 189(1988).
 - [8] V. Elser, *Phys. Rev. Lett.* **62**, 2405 (1989).
 - [9] J. S. Helton *et al.*, *arXiv:cond-mat/0610539*.
 - [10] O. Ofer *et al.*, *arXiv:cond-mat/0610540*.
 - [11] P. Mendels *et al.*, *arXiv:cond-mat/0610565*.
 - [12] F. Bert *et al.*, *Phys. Rev. Lett.* **95**, 087203 (2005)
 - [13] G. Misguich, D. Serban and V. Pasquier, *Phys. Rev. Lett.* **89**, 137202 (2002).
 - [14] F. Wang and A. Vishwanath, *Phys. Rev. B* **74**, 174423 (2006).
 - [15] D. S. Rokhsar, S. A. Kivelson, *Phys. Rev. Lett.* **61**, 2376 (1988).
 - [16] This argument holds as long as the deformation of transition cycles does not extend across the lattice boundary in the case of periodic boundary conditions.
 - [17] E. W. Montroll, *Lattice Statistics*, in *Applied Combinatorial Mathematics*, ed. E. F. Beckenbach (John Wiley, New York, 1964).
 - [18] F. Y. Wu and H. Kunz, *J. Stat. Phys.* **116**, 67 (2004).
 - [19] F. Mila, *Phys. Rev. Lett.* **81**, 2356 (1998).
 - [20] M. Mambrini, F. Mila, *Euro. Phys. J. B* **17**, 651 (2000).
 - [21] C. S. Hsue, K. Y. Lin and F. Y. Wu, *Phys. Rev. B* **12**, 429 (1975).
 - [22] M. E. Fisher and J. Stephenson, *Phys. Rev.* **132**, 1411 (1963).
 - [23] S. Samuel, *J. Math. Phys.* **21**, 2815 (1980).