

Least Action Principle for the Real-Time Density Matrix Renormalization Group

Kouji UEDA, Chenglong JIN, Naokazu SHIBATA²⁾, Yasuhiro HIEIDA³⁾, and Tomotoshi NISHINO

Department of Physics, Faculty of Science, Kobe University, Kobe 657-8501

⁽²⁾ *Department of Physics, Graduate School of Science, Tohoku University, Sendai 980-8578*

⁽³⁾ *Computer and Network Center, Saga University, Saga 840-8502*

(Received)

A kind of least action principle is introduced for the discrete time evolution of one-dimensional quantum lattice models. Based on this principle, we obtain an optimal condition for the matrix product states on succeeding time slices generated by the real-time density matrix renormalization group method. This optimization can also be applied to classical simulations of quantum circuits. We discuss the time reversal symmetry in the fully optimized MPS.

KEYWORDS: DMRG, Time Evolution, Least Action, MPS

§1. Introduction

The density matrix renormalization group (DMRG) method has been widely applied to calculations of eigenstates of low-dimensional quantum systems.^{1–3)} The method can be regarded as a numerical variational method, which optimizes position dependent matrix product state (MPS) by way of iterative improvements of local matrices.^{4,5)} This variational background guarantees that truncation error in the block spin transformation does not accumulate in the iterative numerical calculations of the finite system DMRG algorithm.

One of the recent progress in DMRG is its application to quantum states under real or imaginary time evolution.^{6–9)} The concept of adopted time dependence is a key feature in the real-time DMRG method, where the evolving quantum state is approximated by MPS as precise as possible at each time slice.^{7–10)} In this article we focus on the weak breaking of the time-reversal symmetry in the numerical algorithm of the real-time DMRG method. Suppose that we start from an initial state $|\Psi(t_I)\rangle$. After the numerical time evolution with respect to the time-independent Hamiltonian H , we get to the calculated final state $|\Psi(t_F)\rangle$ that approximates $\exp[(t_F - t_I)H/i\hbar]|\Psi(t_I)\rangle$. The backward numerical time evolution from $|\Psi(t_F)\rangle$ toward past direction gives the calculated state $|\Psi'(t_I)\rangle$ that approximates $\exp[(t_I - t_F)H/i\hbar]|\Psi(t_F)\rangle$. The state $|\Psi'(t_I)\rangle$ thus obtained is not actually the same as the initial state $|\Psi(t_I)\rangle$. This is an example of the slight asymmetry in time in the real-time DMRG method. Qualitatively speaking, the discrepancy between $|\Psi(t_I)\rangle$ and $|\Psi'(t_I)\rangle$ can be attributed to the accumulation of truncation error caused by the repeated use of time adopted renormalization processes.

In order to recover the time-reversal symmetry, we introduce a kind of least action principle, which is related to MPSs on all the time slices. Also we intend to prevent the accumulation of truncation error. For these purposes we employ a functional $I = \int \mathcal{L}dt$, which is not only sta-

tionary but is also minimum for the actual time evolution from $|\Psi(t_I)\rangle$ to $|\Psi(t_F)\rangle$. Minimization for the integral of the Lagrangian like function \mathcal{L} , which is bilinear in $|\Psi(t)\rangle$, for the time span $t_I < t < t_F$ draws a way of improving MPS on each time slice iteratively. In a sense the optimization process that we explain in the following can be regarded as ‘the finite-time DMRG algorithm’, which sweeps MPS between t_I to t_F iteratively. In contrast to the spacial sweeping process in the finite-size DMRG algorithm applied to ground state problems, the sweeping toward and backward the time direction can be performed simultaneously by parallel computation.

In the next section, we introduce a kind of action $I = \int \mathcal{L}dt$ that is simply written as the square error with respect to the small time evolution by transfer matrices. In §3 we explain how the least action principle draws the optimization conditions for MPS on each time slices. Conclusions are summarized in the last section.

§2. Least Action Principle

Consider the time evolution of an isolated quantum state in the Shödinger picture

$$\frac{\partial}{\partial t} |\Psi(t)\rangle = \frac{H(t)}{i\hbar} |\Psi(t)\rangle, \quad (2.1)$$

where $H(t)$ is the Hamiltonian of the system. We have divided the standard formulation by $i\hbar$ in order to concentrate on the time evolution of the quantum state. The formal solution of this equation from the initial state $|\Psi(t_I)\rangle$ is given by

$$|\Psi(t_F)\rangle = \exp\left(\frac{1}{i\hbar} \int_{t_I}^{t_F} H(t)dt\right) |\Psi(t_I)\rangle, \quad (2.2)$$

where we assume the time order in the exponential of the integral. Normally the function

$$\mathcal{L}(t) = i\hbar \langle \Psi(t) | \left(\frac{\partial}{\partial t} - \frac{H(t)}{i\hbar} \right) | \Psi(t) \rangle \quad (2.3)$$

is chosen as the Lagrangian. If we do not care about the physical dimension of the Lagrangian, there are ac-

tually a lot of functions that draws Eq.(2.1) by way of the stationary condition. Among such functions, there is non-negative one

$$\begin{aligned}\mathcal{L}'(t) &= \langle \Psi(t) | \left(\frac{\partial}{\partial t} - \frac{H(t)}{i\hbar} \right)^\dagger \left(\frac{\partial}{\partial t} - \frac{H(t)}{i\hbar} \right) | \Psi(t) \rangle \\ &= \left| \left(\frac{\partial}{\partial t} - \frac{H(t)}{i\hbar} \right) | \Psi(t) \rangle \right|^2,\end{aligned}\quad (2.4)$$

which we treat in the following. Though there is no profit of considering $\mathcal{L}'(t)$ instead of \mathcal{L} in analytical calculations, it is of use for finding a variational principle in the real-time DMRG method. We define a functional I , which corresponds to a kind of action from the initial time t_I to the final one t_F , by the integral¹⁴⁾

$$I = \int_{t_I}^{t_F} \left| \left(\frac{\partial}{\partial t} - \frac{H(t)}{i\hbar} \right) | \Psi(t) \rangle \right|^2 dt. \quad (2.5)$$

In order to simplify the formulation, we concentrate on time-independent Hamiltonian in the following. (Introduction of time dependence is straight forward.)

For the numerical treatment of time evolutions, let us divide the time span into N segments and introduce discrete time $t_\ell = t_I + \ell\Delta t$, where $\Delta t = (t_F - t_I)/N$. The final state is then formally expressed as

$$| \Psi(t_F) \rangle = \exp \left[\frac{t_F - t_I}{i\hbar} H \right] | \Psi(t_I) \rangle = \mathcal{T}^N | \Psi(t_I) \rangle \quad (2.6)$$

using the short-time evolution operator

$$\mathcal{T} = \exp \left(\frac{\Delta t}{i\hbar} H \right). \quad (2.7)$$

In the same manner, the state at t_{i+1} is written as

$$| \Psi(t_{i+1}) \rangle = \mathcal{T} | \Psi(t_i) \rangle = \mathcal{T}^{i+1} | \Psi(t_I) \rangle. \quad (2.8)$$

As discrete analogues of the functional in Eq.(2.5), we employ an error function

$$I_f = \sum_{i=0}^{N-1} \left| | \Psi(t_{i+1}) \rangle - \mathcal{T} | \Psi(t_i) \rangle \right|^2 \quad (2.9)$$

or the similar one

$$I_b = \sum_{i=0}^{N-1} \left| \mathcal{T}^{-1} | \Psi(t_{i+1}) \rangle - | \Psi(t_i) \rangle \right|^2, \quad (2.10)$$

where we have introduced a backward small-time evolution operator

$$\mathcal{T}^{-1} = \exp \left(-\frac{\Delta t}{i\hbar} H \right). \quad (2.11)$$

These two error functions are actually the same, since we have $\mathcal{T}\mathcal{T}^{-1} = id$, and thus

$$| \Psi(t_{i+1}) \rangle - \mathcal{T} | \Psi(t_i) \rangle = \mathcal{T} (\mathcal{T}^{-1} | \Psi(t_{i+1}) \rangle - | \Psi(t_i) \rangle) \quad (2.12)$$

is satisfied. Let us focus on the minimization of a part of the error

$$\left| \mathcal{T}^{-1} | \Psi(t_{i+1}) \rangle - | \Psi(t_i) \rangle \right|^2 + \left| | \Psi(t_i) \rangle - \mathcal{T} | \Psi(t_{i-1}) \rangle \right|^2 \quad (2.13)$$

that is related to $| \Psi(t_i) \rangle$. The stationary condition with

respect to the variation $| \Psi_i \rangle \rightarrow | \Psi_i \rangle + | \delta \Psi \rangle$ draws the optimal condition

$$| \Psi(t_i) \rangle = \frac{1}{2} \left[\mathcal{T}^{-1} | \Psi(t_{i+1}) \rangle + \mathcal{T} | \Psi(t_{i-1}) \rangle \right] \quad (2.14)$$

for those states $| \Psi(t_i) \rangle$ at $t_i < t_F$, and

$$| \Psi(t_N) \rangle = \mathcal{T} | \Psi(t_{N-1}) \rangle \quad (2.15)$$

for $| \Psi(t_F) \rangle$.

As an example of one-dimensional (1D) systems, let us consider a lattice model of length L , whose Hamiltonian is written as the sum of nearest neighbor interactions

$$\begin{aligned}H &= \sum_{i=\ell}^{L-1} h_{\ell,\ell+1} = \sum_{\ell=\text{odd}} h_{\ell,\ell+1} + \sum_{\ell=\text{even}} h_{\ell,\ell+1} \\ &= H_1 + H_2,\end{aligned}\quad (2.16)$$

where we assume the open boundary condition throughout this article. In such a case the time evolution is well approximated by the Trotter formula

$$\begin{aligned}| \Psi(t_F) \rangle &= \left[\exp \left(\frac{\Delta t}{i\hbar} H_2 \right) \exp \left(\frac{\Delta t}{i\hbar} H_1 \right) \right]^N | \Psi(t_I) \rangle \\ &= \left[\mathcal{T}_2 \mathcal{T}_1 \right]^N | \Psi(t_I) \rangle,\end{aligned}\quad (2.17)$$

where \mathcal{T}_1 and \mathcal{T}_2 are written as product of non-overlapping local time evolutions

$$\begin{aligned}\mathcal{T}_1 &= \prod_{\ell=\text{odd}} \exp \left(\frac{\Delta t}{i\hbar} h_{\ell,\ell+1} \right) = \prod_{\ell=\text{odd}} \tau_{\ell,\ell+1}, \\ \mathcal{T}_2 &= \prod_{\ell=\text{even}} \exp \left(\frac{\Delta t}{i\hbar} h_{\ell,\ell+1} \right) = \prod_{\ell=\text{even}} \tau_{\ell,\ell+1}.\end{aligned}\quad (2.18)$$

The Trotter decomposition introduces a new state $| \phi_{i+1/2} \rangle \equiv \mathcal{T}_1 | \Psi(t_i) \rangle$ between $| \Psi_i \rangle \equiv | \Psi(t_i) \rangle$ and $| \Psi_{i+1} \rangle \equiv | \Psi(t_{i+1}) \rangle$. The index $i + 1/2$ of $| \phi_{i+1/2} \rangle$ just means that it is between i and $i + 1$; note that $| \phi_{i+1/2} \rangle$ does not correspond to $| \Psi(t_i + \Delta t/2) \rangle$. Now we have $2N$ numbers of states, and the error function in Eqs.(2.9) or (2.10) is modified as

$$\begin{aligned}I &= \sum_{i=0}^{N-1} \left| | \phi_{i+1/2} \rangle - \mathcal{T}_1 | \Psi_i \rangle \right|^2 \\ &\quad + \sum_{i=0}^{N-1} \left| | \Psi_{i+1} \rangle - \mathcal{T}_2 | \phi_{i+1/2} \rangle \right|^2.\end{aligned}\quad (2.19)$$

As we have done for Eqs.(2.13) and (2.14), minimization of this error function draws the following conditions

$$\begin{aligned}| \Psi_i \rangle &= \frac{1}{2} \left[\mathcal{T}_2 | \phi_{i-1/2} \rangle + (\mathcal{T}_1)^{-1} | \phi_{i+1/2} \rangle \right], \\ | \phi_{i+1/2} \rangle &= \frac{1}{2} \left[\mathcal{T}_1 | \Psi_i \rangle + (\mathcal{T}_2)^{-1} | \Psi_{i+1} \rangle \right]\end{aligned}\quad (2.20)$$

for $i < N$. Only at the final time

$$| \Psi_N \rangle = \mathcal{T}_2 | \phi_{N-1/2} \rangle \quad (2.21)$$

should be satisfied. From equation (2.20), it is apparent that we can deal $| \phi_{i+1/2} \rangle$ equivalently with $| \Psi_i \rangle$ as long as the minimization of the error function I is con-

cerned. We therefore explain the optimization of $|\Psi_i\rangle$ only in the following. This variational formulation is time-symmetric, in the sense that both \mathcal{T}_1 and \mathcal{T}_2 are invertible and thus $I_b = I_f$.

§3. Optimization of Matrix Product States

In the framework of DMRG method, all the states are (implicitly) written as the MPS. Let us write $|\Psi_i\rangle = |\Psi(t_i)\rangle$ in the form of the orthogonal MPS³⁻⁵⁾

$$B[s_1] \dots B[s_\ell] \Lambda^B B[s_{\ell+1}] \dots B[s_L] |s_1 \dots s_L\rangle, \quad (3.1)$$

which corresponds to the division of the lattice into the ℓ -site left part and the $L-\ell$ site right part. The notation s_j represent the site variable — say, the spin variable — at position j . Suppose that the degree of freedom of each s_j is d . Since we are treating a system with open boundary condition, $B[s_1]$ is a $1 \times d$ matrix (= row vector)

$$B_{\alpha\gamma}[s_1] = \delta(\alpha, s_1) \quad (3.2)$$

and $B[s_L]$ is a $d \times 1$ matrix (= column vector)

$$B_{\alpha\gamma}[s_L] = \delta(\alpha, s_L), \quad (3.3)$$

where the matrix indices ‘ α ’ and γ represent the 1-state and d -state auxiliary variables, respectively. In the following we consider the case where the size of the matrix is less than a fixed integer m , which is the maximum number of states kept in the DMRG method. Figure 1 shows the structure of the orthogonal MPS. The white circles represent spin variables s_i , and the black squares represent auxiliary variables whose sum is taken over. The triangles correspond to the orthogonal matrices $B[s_j]$. The large circle at the dividing point of the system represent the diagonal matrix Λ^B .

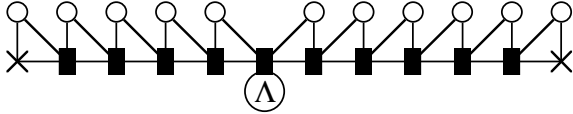


Fig. 1. Graphical representation of the MPS in Eq. (3.1) for the case $L = 12$.

The matrices $B[s_j]$ in the left side of Λ^B satisfies the orthogonal relation

$$\sum_{s_j \alpha} (B_{\alpha\beta}[s_j])^* B_{\alpha\gamma}[s_j] = \delta_{\beta\gamma} \quad (j \leq \ell), \quad (3.4)$$

and that in the right side of Λ^B satisfies

$$\sum_{s_j \beta} (B_{\alpha\beta}[s_j])^* B_{\gamma\beta}[s_j] = \delta_{\alpha\gamma} \quad (j > \ell). \quad (3.5)$$

The diagonal matrix Λ^B contains the singular values λ_α^B with respect to the left-right division of the state $|\Psi_i\rangle$ at the position ℓ . The matrix Λ^B is dependent to ℓ , and satisfies the condition

$$\text{Tr} (\Lambda^B)^2 = \sum_{\alpha} (\lambda_{\alpha}^B)^2 = 1 \quad (3.6)$$

when $|\Psi_i\rangle$ is normalized. The position of the left-right

division can be shifted arbitrarily by way of the relation^{4,5,11,12)}

$$B[s_\ell] \Lambda^B = \tilde{\Psi}_i[s_\ell] = \Lambda^B B[s_\ell], \quad (3.7)$$

where $B[s_\ell]$ of $B[s_\ell] \Lambda^B$ satisfies Eq.(3.4), and that of $\Lambda^B B[s_\ell]$ satisfies Eq.(3.5). (See Fig. 2.) Using the *renormalized wave function* $\tilde{\Psi}_i[s_\ell]$ defined in the above equation, we can express $|\Psi_i\rangle$ as

$$B[s_1] \dots B[s_{\ell-1}] \tilde{\Psi}_i[s_\ell] B[s_{\ell+1}] \dots B[s_L] |s_1 \dots s_L\rangle. \quad (3.8)$$

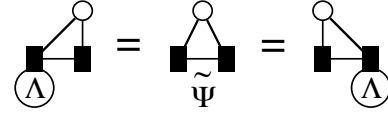


Fig. 2. Renormalized wave function defined in Eq.(3.7).

Because of the orthogonality in Eqs.(3.4) and (3.5), the inner product $\langle \Psi_i | \Psi_i \rangle$ can be expressed simply as

$$\begin{aligned} \langle \Psi_i | \Psi_i \rangle &= \sum_{\alpha\beta s_\ell} \left(\tilde{\Psi}_{\alpha\beta}[s_\ell] \right)^* \tilde{\Psi}_{\alpha\beta}[s_\ell] \\ &= \sum_{\alpha\beta s_\ell} (B_{\alpha\beta}[s_\ell] \lambda_\beta^B)^* (B_{\alpha\beta}[s_\ell] \lambda_\beta^B) \\ &= \sum_{\beta} (\lambda_\beta^B)^2 = 1. \end{aligned} \quad (3.9)$$

The right hand side of the first line can be regarded as the norm of the renormalized wave function $\tilde{\Psi}_i[s_\ell]$, which we express as $(\tilde{\Psi}_i | \tilde{\Psi}_i)$ in the following.

In the same manner as $|\Psi_i\rangle$, the states $|\phi_{i-1/2}\rangle$ and $|\phi_{i+1/2}\rangle$ can be expressed in the form of the orthogonal MPS

$$\begin{aligned} |\phi_{i-1/2}\rangle &= A[s_1] \dots A[s_\ell] \Lambda^A A[s_{\ell+1}] \dots A[s_L] |s_1 \dots s_L\rangle \\ |\phi_{i+1/2}\rangle &= C[s_1] \dots C[s_\ell] \Lambda^C C[s_{\ell+1}] \dots C[s_L] |s_1 \dots s_L\rangle, \end{aligned} \quad (3.10)$$

respectively, and the corresponding renormalized wave functions are $\tilde{\phi}_{i-1/2}[s_\ell] = A[s_\ell] \Lambda^A$ and $\tilde{\phi}_{i+1/2}[s_\ell] = C[s_\ell] \Lambda^C$.

Consider a variation of $|\Psi_i\rangle$ with respect to the local change in MPS caused by $\tilde{\Psi}[s_\ell] \rightarrow \tilde{\Psi}[s_\ell] + \delta\tilde{\Psi}[s_\ell]$. What should be minimized with respect to this variation is

$$\begin{aligned} &\left| (\mathcal{T}_1)^{-1} |\phi_{i+1/2}\rangle - |\Psi_i\rangle \right|^2 + \left| \mathcal{T}_2 |\phi_{i-1/2}\rangle - |\Psi_i\rangle \right|^2 \\ &= \langle \Psi_i | \Psi_i \rangle - \langle \phi_{i+1/2} | \mathcal{T}_1 | \Psi_i \rangle - \langle \phi_{i-1/2} | (\mathcal{T}_2)^{-1} | \Psi_i \rangle + 1 \\ &\quad + \text{h.c.} \end{aligned} \quad (3.11)$$

Using the matrix product structures of each state, the inner products $\langle \phi_{i+1/2} | \mathcal{T}_1 | \Psi_i \rangle$ and $\langle \phi_{i-1/2} | (\mathcal{T}_2)^{-1} | \Psi_i \rangle$ can be calculated rapidly of the order of $m^3 L$ in computational time.^{10,13)} To simplify the notation let us introduce new renormalized wave functions $\tilde{\Psi}^-[s_\ell]$ and $\tilde{\Psi}^+[s_\ell]$

that satisfies the relations

$$\begin{aligned}
 (\tilde{\Psi}^-|\tilde{\Psi}_i) &= \sum_{\alpha\beta s_\ell} \left(\tilde{\Psi}_{\alpha\beta}^-[s_\ell] \right)^* \tilde{\Psi}_{\alpha\beta}[s_\ell] \\
 &= \langle \phi_{i-1/2} | (\mathcal{T}_2)^{-1} | \Psi_i \rangle, \\
 (\tilde{\Psi}^+|\tilde{\Psi}_i) &= \sum_{\alpha\beta s_\ell} \left(\tilde{\Psi}_{\alpha\beta}^+[s_\ell] \right)^* \tilde{\Psi}_{\alpha\beta}[s_\ell] \\
 &= \langle \phi_{i+1/2} | \mathcal{T}_1 | \Psi_i \rangle. \tag{3.12}
 \end{aligned}$$

It is easily shown that the computational cost of obtaining both $\tilde{\Psi}^-[s_\ell]$ and $\tilde{\Psi}^+[s_\ell]$ is also of the order of m^3L .

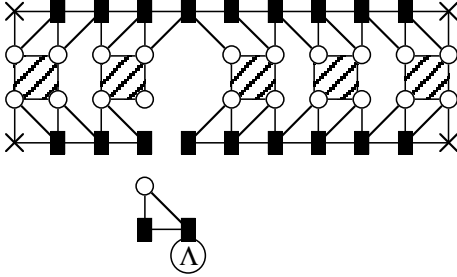


Fig. 3. Renormalized wave functions $\tilde{\Psi}^-[s_\ell]$ (upper) and $\tilde{\Psi}_i[s_\ell]$ (lower). Squares represent the local evolution operator $\tau_{j,j+1}$ contained in \mathcal{T}_2 .

The quantity in Eq. (3.11) can be then written in short

$$\left\{ (\tilde{\Psi}_i|\tilde{\Psi}_i) - (\tilde{\Psi}^+|\tilde{\Psi}_i) - (\tilde{\Psi}^-|\tilde{\Psi}_i) + 1 \right\} + \text{h.c.}, \tag{3.13}$$

and we finally obtain the optimal condition

$$\tilde{\Psi}_i[s_\ell] = \frac{1}{2} \tilde{\Psi}^-[s_\ell] + \frac{1}{2} \tilde{\Psi}^+[s_\ell] \tag{3.14}$$

that improves the renormalized wave function $\tilde{\Psi}[s_\ell]$. Only at the final time $t_F = t_N$ the condition is modified as

$$\tilde{\Psi}_N[s_\ell] = \frac{1}{2} \tilde{\Psi}^-[s_\ell]. \tag{3.15}$$

Even when the states $|\Psi_i\rangle$ and $|\phi_{i\pm 1/2}\rangle$ are normalized, the improved $\tilde{\Psi}_i[s_\ell]$ created by Eqs.(3.14) and (3.15) does not always satisfy the normalization condition $(\tilde{\Psi}_i|\tilde{\Psi}_i) = 1$. Thus we normalize $\tilde{\Psi}_i[s_\ell]$ as

$$\tilde{\Psi}_i[s_\ell]/(\tilde{\Psi}_i|\tilde{\Psi}_i)^{1/2} \rightarrow \tilde{\Psi}_i[s_\ell] \tag{3.16}$$

after each local optimization. Schmidt orthogonalization of thus improved $\tilde{\Psi}_i[s_\ell]$ gives improved orthogonal matrix $B[s_\ell]$ and the singular value Λ^B at the position ℓ on the time slice t_i . Sweeping this improving process from $i = 1$ to $i = L$ for several times, one obtains optimized $|\Psi_i\rangle$ with respect to the fixed $|\phi_{i\pm 1/2}\rangle$.^{10,13)}

To perform such a sweeping process for all the time slices requires a huge amount of numerical calculation. But this is not totally unrealistic, since improvements of $|\Psi_i\rangle = |\Psi(t_i)\rangle$ and $|\Psi_j\rangle = |\Psi(t_j \neq t_i)\rangle$ can be performed independently under the condition that $|\phi_{i\pm 1/2}\rangle$ for every i is fixed. Also we can say that $|\phi_{i\pm 1/2}\rangle$ can be improved simultaneously for every i when all the $|\Psi_i\rangle$ are fixed. The nature enables us to perform the parallel

computation. After improving $|\Psi_i\rangle$ and $|\phi_{i\pm 1/2}\rangle$ on all the time slices alternatively for numbers of times, we obtain the matrix product states that minimizes the error function in (2.19).¹⁵⁾ A more realistic way of calculation is to boost the state from $|\Psi(t_N)\rangle$ to $|\Psi(t_{N+1})\rangle$ using the conventional real-time DMRG methods, and to optimize the obtained MPSs for $M(\ll N)$ numbers of time slices from the frontier after each time boost.

The explained procedure does not change the size m of each matrix. Occasionally it is better to change the value of m site by site according to the truncated weights in the renormalization process. Variation with respect to the extended renormalized wave function

$$\tilde{\Psi}_i[s_\ell s_{\ell+1}] = B[s_\ell] \Lambda^B B[s_{\ell+1}] = B[s_\ell] B[s_{\ell+1}] \Lambda^B \tag{3.17}$$

makes it possible to adjust m dynamically during the calculation.

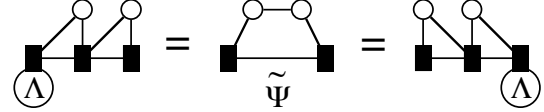


Fig. 4. Extended renormalized wave function in Eq.(3.17).

§4. Conclusion and discussion

We reformulate the real-time DMRG method so that it minimizes a kind of discrete action, which corresponds to the square of error in the numerical time evolution. As a result the time symmetry is recovered from the level of variational formulation. The minimization process can be performed via parallel computation.

Let us discuss the origin of the slight time asymmetry in the conventional real-time DMRG algorithms. Consider the multiplication of \mathcal{T}_1 to $|\Psi_i\rangle$ that is expressed as the MPS. It is possible to represent $\mathcal{T}_1 |\Psi_i\rangle$ exactly in the form of MPS again, but this requires more degrees of freedom than the original MPS representation of $|\Psi_i\rangle$. Therefore a truncation (= renormalization) process R is applied to $\mathcal{T}_1 |\Psi_i\rangle$ to keep the degree of freedom nearly constant. As a result, very small but non-zero discrepancy

$$\mathcal{T}_1 |\Psi_i\rangle - R\mathcal{T}_1 |\Psi_i\rangle \tag{4.1}$$

arises. Since the truncation process satisfies $R^2 = R$, and since $|\Psi_i\rangle$ is obtained by applying R to $\mathcal{T}_2 |\phi_{i-1/2}\rangle$, we obtain $R|\Psi_i\rangle = |\Psi_i\rangle$. Thus the above discrepancy can be written as

$$\mathcal{T}_1 R|\Psi_i\rangle - R\mathcal{T}_1 |\Psi_i\rangle = [\mathcal{T}_1, R] |\Psi_i\rangle. \tag{4.2}$$

This tiny error cannot be recovered by the multiplication of $(\mathcal{T}_1)^{-1}$ from the left, since $(\mathcal{T}_1)^{-1} R \mathcal{T}_1$ is not the identity operator. For \mathcal{T}_2 there is the same kind of discrepancy $[\mathcal{T}_2, R] |\phi_{i-1/2}\rangle$. Although these are tiny errors, repeated use of the truncation R after each time evolution may introduce exponentially growing numerical error. The variational treatment presented in this article recovers the time symmetry by considering Eq.(3.11).

The time boost at t_F is still asymmetric as shown in Eq.(3.15), and this asymmetry should be removed afterward through the repeated optimization processes.

In our formulation, we assumed that the Hamiltonian can be decomposed into two non-overlapping parts. For the cases where there are long-range interactions, the multi-targeting scheme by Feiguin and White is of use.⁸⁾ The outline is to optimize $|\Psi(t_i)\rangle$ so that the error function in Eq.(2.13) is minimized. This process is realized by rewriting the involved states $|\Psi(t_{i-1})\rangle$, $|\Psi(t_i)\rangle$, and $|\Psi(t_{i+1})\rangle$ using the same orthogonal matrices.¹⁶⁾ It is interesting that the method of Feiguin and White performs the same kind of optimization for the succeeding 4 states $|\Psi(t_i)\rangle$, $|\Psi(t_{i+1/3})\rangle$, $|\Psi(t_{i+2/3})\rangle$, and $|\Psi(t_{i+1})\rangle$.¹⁷⁾

Remember that there are many possible choices of Lagrangian-like function even in continuous time formulations, and there are much more for the discrete time cases. The authors have just considered one of them. Looking at the classical simulation of Newton equation, there are various techniques that would be implemented in real-time DMRG algorithm. For example, automatic adjustment of Δt , use of the symplectic structure, position dependent choice of Δt , etc. It is worth considering what kind of Lagrangian or error function exist toward these extensions.

The variational method introduced in this article can be applied for transfer matrix problems in two-dimensional classical lattice models, if T^{-1} is represented as a product of local factors. In the same manner, classical simulations of quantum circuits^{18,19)} are in our scope, since the transfer matrices that represent quantum operations are always invertible. For those cases where there is no inverse, or non-local terms appears in T^{-1} , we still do not obtain an appropriate variational functional.

T. N. is partially supported by a Grant-in-Aid for Scientific Research from the Ministry of Education, Science, Sports and Culture.

the action. It is just the functional integral of some function $\mathcal{L}'(t)$.

- 15) After the complete improvement, $\tilde{\Psi}^\pm[s_\ell]$ is very close to $\tilde{\Psi}[s_\ell]$. They become the same both in the limit $\Delta t \rightarrow 0$ or for sufficiently large m .
- 16) E. Jeckelmann: Phys. Rev. B **66** (2002) 045114.
- 17) After expressing the succeeding 3 states by use of the same orthogonal matrices, there is no time asymmetry in the time boost in Eq. (2.8). However, very few but nonzero error enters during the rewriting process of MPS, which plays the same role as R in Eqs.(4.1) and (4.2).
- 18) G. Vidal: Phys. Rev. Lett. **91** (2003) 147902.
- 19) A. Kawaguchi, K. Shimizu, Y. Tokura, and N. Imoto, preprint, quant-ph/0411205.

-
- 1) S. R. White: Phys. Rev. Lett. **69** (1992) 2863; Phys. Rev. B **48** (1993) 10345.
 - 2) *Density-Matrix Renormalization - A new numerical method in physics* -, eds. I. Peschel, X. Wang, M. Kaulke and K. Hallberg, (Springer Berlin, 1999), and references there in.
 - 3) U. Schollwöck: Rev. Mod. Phys. **77** (2005) 259.
 - 4) S. Ostlund and S. Rommer: Phys. Rev. Lett. **75** (1995) 3537; S. Rommer and S. Ostlund: Phys. Rev. B **55** (1997) 2164.
 - 5) H. Takasaki, T. Hikihara, and T. Nishino: J. Phys. Soc. Jpn. **68** (1999) 1537.
 - 6) H.G. Luo, T. Xiang, and X.Q. Wang: Phys. Rev. Lett. **91** (2003) 049701.
 - 7) A.J. Daley, C. Kollath, U. Schollwöck, and G. Vidal: J. Stat. Mech. Theor. Exp. (2004) P04005.
 - 8) S.R. White and A.E. Feiguin: Phys. Rev. Lett. **93** (2004) 076401; A.E. Feiguin and S.R. White: Phys. Rev. B **72** (2005) 020404.
 - 9) U. Schollwöck: J. Phys. Soc. Jpn. **74** (Suppl.) (2005) 246.
 - 10) F. Verstraete and J.I. Cirac: cond-mat/0407066.
 - 11) T. Nishino and K. Okunishi: J. Phys. Soc. Jpn. **64** (1995) 4084; K. Ueda, T. Nishino, K. Okunishi, Y. Hieida, R. Derian, and A. Gendiar: J. Phys. Soc. Jpn. **75** (2006) 014003.
 - 12) S.R. White and I. Affleck: Phys. Rev. B **54** (1996) 9862.
 - 13) F. Verstraete, D. Porras, and J.I. Cirac: Phys. Rev. Lett. **93** (2004) 227205.
 - 14) Note that the integral does not have the proper dimension of