

Revised theory of magnetic impurity surface anisotropy in metallic host

O. Újsághy^a, L. Szunyogh^b, A. Zawadowski^{a,b,c}

^a*Budapest University of Technology and Economics,
Institute of Physics and Research group Theory of Condensed Matter
of Hungarian Academy of Sciences H-1521 Budapest, Hungary*

^b*Department of Theoretical Physics, Budapest University of Technology and Economics, H-1521 Budapest, Hungary and*

^c*Research Institute for Solid State Physics, POB 49, H-1525 Budapest, Hungary*

(Dated: May 25, 2019)

In several experiments the contribution of magnetic impurities to the Kondo resistivity shows size dependence in mesoscopic samples. It was suggested ten years ago that magnetic surface anisotropy can be responsible for the size dependence in cases where there is strong spin-orbit interaction in the metallic host. The anisotropy energy has the form $\Delta E = K_d(\mathbf{n}\mathbf{S})^2$ where \mathbf{n} is the vector perpendicular to the plane surface, \mathbf{S} is the spin of the magnetic impurity and $K_d > 0$ is inversely proportional to distance d measured from the surface. It has been realized that in the tedious calculation an unjustified approximation was applied replacing the momenta in the radial wave functions of the conduction electrons by the Fermi momentum k_F . That is reinvestigated considering k -dependent oscillating wave functions leading to singular energy integrals and in contrary to the previous result K_d is oscillating like $\sin(2k_F d)$ and the distance dependence goes like $1/d^3$ in the asymptotic region. For integer spin the ground state is either a singlet or a doublet depending on d but with no electron transition induced direct between the two states. Furthermore, for half-integer ($S > 1/2$) spin it is always a doublet but with direct transition only in half of the cases. In the comparison with experiments the preasymptotic form is crucial, thus those are postponed for further numerical studies.

PACS numbers: 72.15.Qm, 73.23.-b, 71.70.Ej

I. INTRODUCTION

There are substantial experimental evidences that the amplitude of the Kondo effect due to magnetic impurities in metallic samples of limited size are reduced^{1,2}. There were early speculations that this reduction appears where the sample size is comparable with the Kondo screening cloud. This is incorrect as the Kondo coupling is local and the only relevant energy scale to be compared with the Kondo temperature is the level spacing of the conduction electrons which is e.g. zero for semi-infinite samples. Later it was suggested³ that a magnetic surface anisotropy can develop due to the spin-orbit interaction in the host metal, which has the form

$$H = K_d(S_z)^2 \quad (1)$$

where the constant K_d depends on the distance measured from the surface of the sample and S_z is the component of the impurity spin perpendicular to the surface (see Fig. 1). In those papers^{2,3,4} it was stated that surprisingly K_d for large distances is always positive and decays with the first power of the distance. That result was not questioned in Ref. [5]. Recently, one of the authors (L.Sz.) has called the attention to an unjustified approximation in the previous lengthy calculation^{3,4} which can be responsible for the very surprising results. That approximation was that in the radial wave functions of the conduction electrons the momentum was always replaced by a constant, namely by the Fermi momentum k_F . That is even not the case in the derivation of the Friedel oscillation⁶.

Meanwhile great efforts has been made to derive the

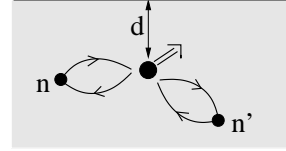


FIG. 1: The magnetic impurity at a distance d from the surface in a metallic host with homogeneously dispersed spin-orbit scatterers labeled by n .

surface anisotropy by using electronic structure calculations. First Szunyogh and Gyorffy calculated the anisotropy in semi-infinite Au host for Fe impurities⁷. They found that K_d is an oscillating function of the distance d and the amplitude falls as $1/d^2$. That was a calculation of mean field type and the discrepancy between those and the analytical ones was not surprising as in the latter the diagrams calculated are beyond the mean field approximation. Recently, Szunyogh, Zaránd, Gallego, Muñoz and Gyorffy⁸ have developed another model, where the spin-orbit interaction was placed on the d -level of the impurity instead of the host. They considered the Friedel oscillation in the density of states nearby the Fermi energy due to the presence of the surface and the different d -orbitals of the impurity coupled differently to these oscillations and that is realized in the oscillating anisotropy decaying as $1/d^2$. It is interesting to note that the Hartree-Fock mean field approximation and the diagram beyond that play equal role. We are also informed that very elaborate calculations by A. Szilva, L. Szunyogh, G. Zaránd, and M.C. Muñoz⁹ are in progress

where the spin-orbit interaction in the host is considered.

The present analytical calculation is focused at the oscillating behavior and the decay rate of the K_d function. All of the results are obtained in the large distance asymptotic region, as the preasymptotic calculation would be even more difficult. The consequences of the oscillating behavior will be discussed at the end of the paper. The main goal is to present correct analytical result to be compared in the future with the numerical results which may lead to the resolution of the present discrepancies. The comparison with the experiments is left for the future when the numerical calculation will be completed by which the very relevant preasymptotic behavior is also achievable.

The Paper is organized as follows. In Section II we present the outline of the problem and call the attention to the differences in the calculation compared to the earlier works^{3,4}. In Section III the integrals with respect to the energies are performed which are crucial in obtaining the correct form of the anisotropy. The consequences are analyzed in the Conclusions.

II. THE OUTLINE OF THE PROBLEM

The magnetic impurity scatters the electron in the $l = 2$ orbital channel and the spin-orbit scattering is also restricted to those^{3,4}. As in Ref. [3,4] we start with the conduction electron propagator leaving and arriving at the impurity and in meantime it is scattered by one of the heavy host atom due to strong spin-orbit scattering. The Green's function has a simple form in the coordinate system where the impurity is in the origin and the scattering atom is on the z -axis at a position R_n , which is called the local system labeled by n . The Anderson model¹⁰ is used for the scattering d -levels of the host atom and the spin-orbit scattering is assumed to happen on the d -level and that determines the symmetry. Following Ref. [4] the conduction electron Green's function in first order of the spin-orbit coupling is

$$G_{km\sigma,k'm'\sigma'}(i\omega_n) = \frac{\delta_{kk'}\delta_{mm'}\delta_{\sigma\sigma'}}{i\omega_n - \varepsilon_k} + \sum_n \frac{1}{i\omega_n - \varepsilon_k} \frac{W_{kk'}^{mm'}(R_n)}{(i\omega_n - \omega_d)(i\omega_n - \omega_d)} \frac{1}{i\omega_n - \varepsilon_{k'}}, \quad (2)$$

where now the k -dependence in W and the ω -dependence in the d -level Green function is kept i.e. $G_d(i\omega_n) = \frac{1}{i\omega_n - \omega_d}$ where $\omega_d = \varepsilon_d - i\Delta$ and ε_d (measured from the Fermi level) and Δ are the energy and width of the d -level, respectively and $-2 \leq m \leq 2$ for the conduction electrons.

In Eq. (2) now

$$W_{kk'}^{mm'}(R_n) = \lambda V^2 \left(B^+(k, k')\sigma^- + B^-(k, k')\sigma^+ + B^z(k, k')\sigma^z \right)_{mm'\sigma\sigma'} \quad (3)$$

which follows from a similar calculation like in Ref. [4] and $B^\pm(k, k')$ and $B^z(k, k')$ are 5×5 matrices in the quantum number m , having the form

$$B_{mm'}^+(k, k') = \sqrt{(3+m')(2-m')} v_m(k) v_{m'}(k') \delta_{m, m'+1}, \quad (4a)$$

$$B_{mm'}^-(k, k') = \sqrt{(3-m')(2+m')} v_m(k) v_{m'}(k') \delta_{m, m'-1}, \quad (4b)$$

$$B_{mm'}^z(k, k') = m v_m(k) v_{m'}(k') \delta_{m, m'}, \quad (4c)$$

where the $v_m(k)$ matrix elements are the same as in Eq. (13) of Ref. [4]:

$$v_0(k, R_n) = 10 \left(\frac{\sin(kR_n)}{2kR_n} + \frac{3 \cos(kR_n)}{(kR_n)^2} - \frac{12 \sin(kR_n)}{(kR_n)^3} - \frac{27 \cos(kR_n)}{(kR_n)^4} + \frac{27 \sin(kR_n)}{(kR_n)^5} \right), \quad (5a)$$

$$v_1(k, R_n) = 15 \left(-\frac{\cos(kR_n)}{(kR_n)^2} + \frac{5 \sin(kR_n)}{(kR_n)^3} + \frac{12 \cos(kR_n)}{(kR_n)^4} - \frac{12 \sin(kR_n)}{(kR_n)^5} \right), \quad (5b)$$

$$v_2(k, R_n) = 15 \left(-\frac{\sin(kR_n)}{(kR_n)^3} - \frac{3 \cos(kR_n)}{(kR_n)^4} + \frac{3 \sin(kR_n)}{(kR_n)^5} \right). \quad (5c)$$

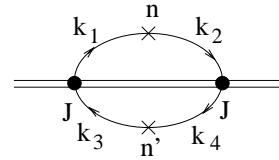


FIG. 2: The self-energy diagram for the impurity spin. The double line represents the spin, the single one the conduction electrons. The solid circles stand for the exchange interaction and the \times labeled by n for the effective spin-orbit interaction on the orbital of the host atom at \mathbf{R}_n .

The next step of the calculation is the rotation of the coordinate system from the n -local one to that one where the z -axis is perpendicular to the surface. The angle between the z -axis of the old (z_n) and the new (z) coordinate system is labeled by Θ_n . The calculation of the spin factor of the self-energy diagram (see Fig. 2) giving

the anisotropy for the impurity spin is also similar to the original one (see Eqs.(21)-(25) of Ref. [4]).

The average over the positions of the scattering atoms R_n and $R_{n'}$ must be performed for the whole volume of the sample, separately. For the sake of simplicity the continuous limit is applied outside the impurity spin. As it was shown in the earlier works^{2,3,4} in order to get the dominant contribution one of n -s is nearby the impurity and the other one experiences the existence of the surface at large distances.

The analytical part of the self-energy diagram Fig. 2 now is, however, more complicated as W -s depend also on four different electronic momenta and the corresponding energies appear in the energy denominators of the electron Green's functions. In this way the prefactors also depend on the momenta and that plays a crucial role in the following.

For the sake of simplicity we consider the conduction electron band with constant density of states ρ_0 in the energy interval $-D < \varepsilon < D$ where ε is measured from the Fermi energy and we will assume linear dispersion, i.e. the corresponding k -values are $k = k_F + \frac{\varepsilon}{v_F}$ where v_F is the Fermi velocity.

As in a noble metal host like Cu , Ag or Au the d -band is below the Fermi energy, it does not give a new singularity in the energy integrals (see Section III), thus we can replace the d -level propagator by a constant ε_0^{-1} . Thus the contribution of the diagram in Fig. 2 is

$$\begin{aligned} & \rho_0^4 \int_{-D}^D d\varepsilon_1 \int_{-D}^D d\varepsilon_2 \int_{-D}^D d\varepsilon_3 \int_{-D}^D d\varepsilon_4 \\ & T \sum_{\omega_{n'}} \frac{1}{i\omega_{n'} - \varepsilon_3} \frac{1}{i\omega_{n'} - \varepsilon_4} \\ & T \sum_{\omega_n} \frac{1}{i\omega_n - \varepsilon_1} \frac{1}{i\omega_n - \varepsilon_2} \frac{1}{i(\omega_n - \omega_{n'} - \omega_m) + \lambda} \\ & \times \left\{ S^2 F_1(R_n, \theta_n, R_{n'}, \theta_{n'}; k_1, k_2, k_3, k_4) \right. \\ & \left. + S_z^2 F_2(R_n, \theta_n, R_{n'}, \theta_{n'}; k_1, k_2, k_3, k_4) \right\}, \end{aligned} \quad (6)$$

where the Abrikosov's pseudofermion technique¹¹ is applied for the spin with incoming energy variable ω_m and chemical potential λ . The F_1 and F_2 functions are defined in the same way as in Ref. [4] and are given in Appendix A.

Performing the summation over the Matsubara-

frequencies we get

$$\begin{aligned} & \rho_0^4 \int_{-D}^D d\varepsilon_1 \int_{-D}^D d\varepsilon_2 \int_{-D}^D d\varepsilon_3 \int_{-D}^D d\varepsilon_4 \\ & \left\{ \frac{1}{\varepsilon_1 - \varepsilon_2} \frac{(1 - n_F(\varepsilon_1))n_F(\varepsilon_3)}{\varepsilon_3 + \omega - \varepsilon_1} \frac{1}{\varepsilon_3 - \varepsilon_4} \right. \\ & \left. + (\varepsilon_1 \leftrightarrow \varepsilon_2) + (\varepsilon_3 \leftrightarrow \varepsilon_4) + (\varepsilon_1 \leftrightarrow \varepsilon_2 \text{ and } \varepsilon_3 \leftrightarrow \varepsilon_4) \right\} \\ & \times \left\{ S^2 F_1(R_n, \theta_n, R_{n'}, \theta_{n'}; k_1, k_2, k_3, k_4) \right. \\ & \left. + S_z^2 F_2(R_n, \theta_n, R_{n'}, \theta_{n'}; k_1, k_2, k_3, k_4) \right\}, \end{aligned} \quad (7)$$

where ω is the energy of the spin after analytical continuation ($i\omega_m - \lambda \rightarrow \omega$).

As that diagram contains two host atoms, averages have to be taken over n and n' . According to our simple model⁴ the anisotropy factor^{3,4} follows as

$$\begin{aligned} K &= \frac{1}{a^6} \int d^3 R_n \int d^3 R_{n'} \rho_0^4 \int_{-D}^D d\varepsilon_1 \int_{-D}^D d\varepsilon_2 \int_{-D}^D d\varepsilon_3 \int_{-D}^D d\varepsilon_4 \\ & \left\{ \frac{1}{\varepsilon_1 - \varepsilon_2} \frac{(1 - n_F(\varepsilon_1))n_F(\varepsilon_3)}{\varepsilon_3 + \omega - \varepsilon_1} \frac{1}{\varepsilon_3 - \varepsilon_4} \right. \\ & \left. + (\varepsilon_1 \leftrightarrow \varepsilon_2) + (\varepsilon_3 \leftrightarrow \varepsilon_4) + (\varepsilon_1 \leftrightarrow \varepsilon_2 \text{ and } \varepsilon_3 \leftrightarrow \varepsilon_4) \right\} \\ & \times F_2(R_n, \theta_n, R_{n'}, \theta_{n'}; k_1, k_2, k_3, k_4), \end{aligned} \quad (8)$$

where a^3 is the size of the volume per host atom.

Changing the order of the summation over the host atoms with the energy integrals, the former can be evaluated in a similar way like in Ref. [4].

Eq.(29) of Ref. [4] now reads

$$\begin{aligned} K &= \rho_0^4 \int_{-D}^D d\varepsilon_1 \int_{-D}^D d\varepsilon_2 \int_{-D}^D d\varepsilon_3 \int_{-D}^D d\varepsilon_4 \\ & \left\{ \frac{1}{\varepsilon_1 - \varepsilon_2} \frac{(1 - n_F(\varepsilon_1))n_F(\varepsilon_3)}{\varepsilon_3 + \omega - \varepsilon_1} \frac{1}{\varepsilon_3 - \varepsilon_4} \right. \\ & \left. + (\varepsilon_1 \leftrightarrow \varepsilon_2) + (\varepsilon_3 \leftrightarrow \varepsilon_4) + (\varepsilon_1 \leftrightarrow \varepsilon_2 \text{ and } \varepsilon_3 \leftrightarrow \varepsilon_4) \right\} \\ & \times \left\{ \frac{1}{a^6} \int_d^\infty dR_n R_n^2 \int_{r_0}^d dR_{n'} R_{n'}^2 [J_1(R_n, R_{n'}; k_1, k_2, k_3, k_4) \right. \\ & \left. + J_1(R_n, R_{n'}; k_3, k_4, k_1, k_2)] \right. \\ & \left. + \frac{1}{a^6} \int_d^\infty dR_n R_n^2 \int_d^\infty dR_{n'} R_{n'}^2 J_2(R_n, R_{n'}; k_1, k_2, k_3, k_4) \right. \\ & \left. \right\}, \end{aligned} \quad (9)$$

where r_0 is a short distance cutoff in range of the atomic

radius, and

$$J_1(R_n, R_{n'}; k_1, k_2, k_3, k_4) = (2\pi)^2 \int_{\theta_{n,min}}^{\pi} d\theta_n \sin \theta_n \times \int_0^{\pi} d\theta_{n'} \sin \theta_{n'} F_2(R_n, R_{n'}, \theta_n, \theta_{n'}; k_1, k_2, k_3, k_4), \quad (10)$$

$$J_2(R_n, R_{n'}; k_1, k_2, k_3, k_4) = (2\pi)^2 \int_{\theta_{n,min}}^{\pi} d\theta_n \sin \theta_n \times \int_{\theta_{n',min}}^{\pi} d\theta_{n'} \sin \theta_{n'} F_2(R_n, R_{n'}, \theta_n, \theta_{n'}; k_1, k_2, k_3, k_4), \quad (11)$$

where $\theta_{n,min} = \arccos(d/R_n)$, $\theta_{n',min} = \arccos(d/R_{n'})$

Since according to the earlier works^{2,3,4} the largest contribution comes from the first part of Eq. (9) corresponding to J_1 we will consider that.

The evaluation of the integrals with respect to θ_n and $\theta_{n'}$ gives

$$J_1(R_n, R_{n'}; k_1, k_2, k_3, k_4) = \frac{4}{15} J^2 \left(\frac{2\pi V^2 \lambda}{\varepsilon_0^2} \right)^2 \frac{d(R_n^2 - d^2)}{R_n^3} \times [3v_0(k_2, R_n)v_1(k_1, R_n) + 3v_0(k_1, R_n)v_1(k_2, R_n) - 2v_1(k_1, R_n)v_1(k_2, R_n) + 2v_1(k_2, R_n)v_2(k_1, R_n) + 2v_1(k_1, R_n)v_2(k_2, R_n) - 8v_2(k_1, R_n)v_2(k_2, R_n)] \times [3v_0(k_4, R_{n'})v_1(k_3, R_{n'}) + 3v_0(k_3, R_{n'})v_1(k_4, R_{n'}) + v_1(k_3, R_{n'})v_1(k_4, R_{n'}) + 2v_1(k_4, R_{n'})v_2(k_3, R_{n'}) + 2v_1(k_3, R_{n'})v_2(k_4, R_{n'}) + 4v_2(k_3, R_{n'})v_2(k_4, R_{n'})]. \quad (12)$$

If k_1, k_2, k_3, k_4 are replaced by k_F that gives back the half of Eq. (B2) of Ref. [4].

After a straightforward calculation of the integrals with respect to R_n and $R_{n'}$ (see Appendix B) the first part of Eq. (9) corresponding to J_1 reads

$$\rho_0^4 \int_{-D}^D d\varepsilon_1 \int_{-D}^D d\varepsilon_2 \int_{-D}^D d\varepsilon_3 \int_{-D}^D d\varepsilon_4 \left\{ \frac{1}{\varepsilon_1 - \varepsilon_2} \frac{(1 - n_F(\varepsilon_1))n_F(\varepsilon_3)}{\varepsilon_3 + \omega - \varepsilon_1} \frac{1}{\varepsilon_3 - \varepsilon_4} + (\varepsilon_1 \leftrightarrow \varepsilon_2) + (\varepsilon_3 \leftrightarrow \varepsilon_4) + (\varepsilon_1 \leftrightarrow \varepsilon_2 \text{ and } \varepsilon_3 \leftrightarrow \varepsilon_4) \right\} \times \frac{4}{15} J^2 \left(\frac{2\pi V^2 \lambda}{\varepsilon_0^2} \right)^2 \times [C(k_1 d, k_2 d)D(k_3 d, k_4 d) + C(k_3 d, k_4 d)D(k_1 d, k_2 d)], \quad (13)$$

where the functions C and D are given by Eqs. (B6) and (B13), respectively.

As C and D are symmetric in their variables we can change the integration variables according to the changes

indicated in the energy dependent factor in the integrand of Eq. (13) resulting in a simpler form like

$$\rho_0^4 \int_0^D d\varepsilon_1 \int_{-D}^D d\varepsilon_2 \int_{-D}^0 d\varepsilon_3 \int_{-D}^D d\varepsilon_4 \left\{ \frac{1}{\varepsilon_1 - \varepsilon_2} \frac{1}{\varepsilon_3 + \omega - \varepsilon_1} \frac{1}{\varepsilon_3 - \varepsilon_4} \right\} 4 \frac{4}{15} J^2 \left(\frac{2\pi V^2 \lambda}{\varepsilon_0^2} \right)^2 \times [C(k_1 d, k_2 d)D(k_3 d, k_4 d) + C(k_3 d, k_4 d)D(k_1 d, k_2 d)], \quad (14)$$

where we have exploited the $1 - n_F(\varepsilon_1)$ and $n_F(\varepsilon_3)$ factors as well.

III. THE ENERGY INTEGRALS

In the following the asymptotic behavior for large distances d is considered, therefore, only the leading order in $\frac{1}{d}$ is kept everywhere.

For large distances the radial electronic wave functions are fast oscillating as the energy is changed. These fast oscillations lead to essential cancellations. In order to keep track of the cancellations in the limit $d \rightarrow \infty$, the Riemann theorem with the first asymptotic correction is applied in the following form¹²

$$\int_a^b ds f(s) \cos(xs) \sim \frac{f(b) \sin(xb)}{x} - \frac{f(a) \sin(xa)}{x} \quad (15a)$$

and

$$\int_a^b ds f(s) \sin(xs) \sim \frac{f(a) \cos(xa)}{x} - \frac{f(b) \cos(xb)}{x} \quad (15b)$$

which is valid in the leading order in $1/x$ where f must be integrable.

Let us consider the integrations with respect to the energies. In the first part of Eq. (14) the integral with respect to ε_2 is

$$\int_{-D}^D d\varepsilon_2 \frac{C(k_1 d, k_2 d)}{\varepsilon_1 - \varepsilon_2} = \int_{k_F - \frac{D}{v_F}}^{k_F + \frac{D}{v_F}} dk_2 \frac{C(k_1 d, k_2 d)}{k_1 - k_2}. \quad (16)$$

Introducing a new integration variable $\Delta k = k_2 - k_1$ and using linear dispersion $\varepsilon = v_F(k - k_F)$, the integral

reads

$$\begin{aligned}
& - \int_{-k_1+k_F-\frac{D}{v_F}}^{-k_1+k_F+\frac{D}{v_F}} d(\Delta k) \frac{C(k_1 d, (k_1 + \Delta k) d)}{\Delta k} \\
& = - \frac{d^3}{a^3} \int_{-k_1+k_F-\frac{D}{v_F}}^{-k_1+k_F+\frac{D}{v_F}} d(\Delta k) \\
& \quad \times [f_{c+}(k_1 d, (k_1 + \Delta k) d) (\cos[2k_1 d] \frac{\cos[\Delta k d]}{\Delta k} \\
& \quad - \sin[2k_1 d] \frac{\sin[\Delta k d]}{\Delta k}) \\
& \quad + f_{c-}(k_1 d, (k_1 + \Delta k) d) \frac{\cos[\Delta k d]}{\Delta k} \\
& \quad + f_{s+}(k_1 d, (k_1 + \Delta k) d) (\sin[2k_1 d] \frac{\cos[\Delta k d]}{\Delta k} \\
& \quad + \cos[2k_1 d] \frac{\sin[\Delta k d]}{\Delta k}) \\
& \quad + df_{s-}(k_1 d, (k_1 + \Delta k) d) \sin[\Delta k d] \\
& \quad + \Delta k d^2 f_{ci}(k_1 d, (k_1 + \Delta k) d) \\
& \quad \times (Ci[(2k_1 + \Delta k) d] - Ci[\Delta k d])], \quad (17)
\end{aligned}$$

where we used the symmetry property of the cosine integral function $Ci[-x] = Ci[x]$ and trigonometrical identities¹³.

To evaluate the terms containing the $Ci[x]$ function we use

$$Ci[x] = - \int_x^\infty du \frac{\cos u}{u} = - \int_1^\infty dv \frac{\cos xv}{v} \quad (18)$$

and change the order of the integrations with respect to v and Δk .

Due to the cosine and sine functions in the integrand, the integral is determined by the singularity at $\Delta k = 0$ ($k_2 = k_1$). Searching for that we expand the f -functions around $k_1 d$ in their second variables and then drop the terms which are not singular at $\Delta k = 0$. Then the integral Eq. (17) is

$$\begin{aligned}
& - \frac{d^3}{a^3} \int_{-k_1+k_F-\frac{D}{v_F}}^{-k_1+k_F+\frac{D}{v_F}} d(\Delta k) \\
& \quad \left\{ \frac{\cos[\Delta k d]}{\Delta k} (f_{c+}(k_1 d, k_1 d) \cos[2k_1 d] \right. \\
& \quad + f_{c-}(k_1 d, k_1 d) + f_{s+}(k_1 d, k_1 d) \sin[2k_1 d]) \\
& \quad + \frac{\sin[\Delta k d]}{\Delta k} (-f_{c+}(k_1 d, k_1 d) \sin[2k_1 d] \\
& \quad \left. + f_{s+}(k_1 d, k_1 d) \cos[2k_1 d]) \right\}. \quad (19)
\end{aligned}$$

The range of the integrations can be extended to $-\infty \rightarrow \infty$ as those integrals are independent of d , while

the added parts are fast oscillating and, therefore, they are $\mathcal{O}(\frac{1}{k_F d})$ as it can be proved by using the Riemann theorem given by Eq. (15) also. Then using

$$\int_{-\infty}^{\infty} d(\Delta k) \frac{\cos[\Delta k d]}{\Delta k} = 0 \quad (20)$$

and

$$\int_{-\infty}^{\infty} d(\Delta k) \frac{\sin[\Delta k d]}{\Delta k} = \pi, \quad (21)$$

we get for Eq. (16)

$$\begin{aligned}
& \int_{-D}^D d\varepsilon_2 \frac{C(k_1 d, k_2 d)}{\varepsilon_1 - \varepsilon_2} = \\
& = \frac{d^3}{a^3} \pi \left[f_{c+}(k_1 d, k_1 d) \sin[2k_1 d] - f_{s+}(k_1 d, k_1 d) \cos[2k_1 d] \right] \\
& \approx \frac{d^3}{a^3} \pi \left[\frac{3825}{4(k_1 d)^6} \sin[2k_1 d] - \frac{225}{2(k_1 d)^5} \cos[2k_1 d] \right] \\
& \approx - \frac{d^3}{a^3} \frac{225\pi}{2(k_1 d)^5} \cos[2k_1 d], \quad (22)
\end{aligned}$$

where we kept only the leading order contribution in $1/k_1 d$ as $k_1 d \geq k_F d \gg 1$ according to the range of the integration with respect to k_1 (ε_1) in Eq. (14).

Let's turn to the integration with respect to ε_1 in the first part of Eq. (14) i.e. to

$$\begin{aligned}
& \int_0^D \frac{d\varepsilon_1}{\varepsilon_3 + \omega - \varepsilon_1} \int_{-D}^D d\varepsilon_2 \frac{C(k_1 d, k_2 d)}{\varepsilon_1 - \varepsilon_2} = \\
& = - \frac{d^3}{a^3} \int_0^D \frac{d\varepsilon_1}{\varepsilon_3 + \omega - \varepsilon_1} \frac{225\pi}{(k_1 d)^5} \frac{1}{2} \cos[2k_1 d] \\
& = - \frac{d^3}{a^3} \int_{k_F}^{k_F + \frac{D}{v_F}} \frac{dk_1}{k_3 + \frac{\omega}{v_F} - k_1} \frac{225\pi}{(k_1 d)^5} \frac{1}{2} \cos[2k_1 d]. \quad (23)
\end{aligned}$$

As $\varepsilon_3 < 0$ ($k_3 < k_F$) in Eq. (14) and $\omega \approx 0$ the integrand has no singularities in the range of the integration, thus in order to find the leading order contribution in $1/k_F d$ we can apply the Riemann theorem given by Eq. (15). Then Eq. (23) is

$$\begin{aligned}
& \int_0^D \frac{d\varepsilon_1}{\varepsilon_3 + \omega - \varepsilon_1} \int_{-D}^D d\varepsilon_2 \frac{C(k_1 d, k_2 d)}{\varepsilon_1 - \varepsilon_2} \approx \\
& \approx \frac{d^3}{a^3} \frac{v_F}{\varepsilon_3 + \omega} \frac{225\pi}{(k_F d)^5} \frac{1}{2} \frac{\sin[2k_F d]}{2d} \\
& = \frac{225\pi}{(k_F a)^3} \frac{\varepsilon_F}{\varepsilon_3 + \omega} \frac{1}{4} \frac{\sin[2k_F d]}{(k_F d)^3} \quad (24)
\end{aligned}$$

in leading order in $1/k_F d$, where we kept only the contribution of the lower limit, as the contribution of the upper limit of the integral in Eq. (24) is proportional to $1/D$, thus it is of lower order.

Now we have to evaluate the remaining integrals with respect to ε_3 and ε_4 in the first part of Eq. (14) i.e.

$$\int_{-D}^0 d\varepsilon_3 \frac{1}{\varepsilon_3 + \omega} \int_{-D}^D d\varepsilon_4 \frac{D(k_3 d, k_4 d)}{\varepsilon_3 - \varepsilon_4}. \quad (25)$$

Starting with the first part of Eq. (25) corresponding to the g functions in D (see Eq. (B13)), we introduce again new integration variable $\Delta k = k_4 - k_3$ and use linear dispersion. Thus Eq. (25) reads

$$\begin{aligned} & \int_{k_F - \frac{D}{v_F}}^{k_F} dk_3 \frac{1}{k_3 - k_F + \frac{\omega}{v_F}} \int_{k_F - \frac{D}{v_F}}^{k_F + \frac{D}{v_F}} dk_4 \frac{D(k_3 d, k_4 d)}{k_3 - k_4} \\ &= - \int_{k_F - \frac{D}{v_F}}^{k_F} dk_3 \frac{1}{k_3 - k_F + \frac{\omega}{v_F}} \\ & \quad \times \int_{-k_3 + k_F + \frac{D}{v_F}}^{-k_3 + k_F - \frac{D}{v_F}} d(\Delta k) \frac{D(k_3 d, (k_3 + \Delta k) d)}{\Delta k} \end{aligned} \quad (26)$$

and in the first part containing the g functions (see Eq. (B13)) we can repeat the considerations used in performing the integrals with respect to ε_1 and ε_2 giving

$$\begin{aligned} & \frac{d^3}{a^3} \pi \int_{k_F - \frac{D}{v_F}}^{k_F} dk_3 \frac{1}{k_3 - k_F + \frac{\omega}{v_F}} \\ & \times \left[g_{c+}(k_3 d, k_3 d) \sin[2k_3 d] - g_{s+}(k_3 d, k_3 d) \cos[2k_3 d] \right]. \end{aligned} \quad (27)$$

Since $k_F - \frac{D}{v_F} > 0$ we can again apply the Riemann theorem given by Eq. (15). The terms coming from the lower limit of the integrals are less by $1/D$ than the terms coming from the upper limit of the integral which give

$$\begin{aligned} & -\frac{d^3}{a^3} \pi \frac{v_F}{\omega} \\ & \times \left[g_{c+}(k_F d, k_F d) \frac{\cos[2k_F d]}{2d} + g_{s+}(k_F d, k_F d) \frac{\sin[2k_F d]}{2d} \right] \\ & \approx -\frac{d^3}{a^3} \pi \frac{v_F}{\omega} \\ & \times \left[\frac{225}{2(k_F d)^4} \frac{\cos[2k_F d]}{2d} - \frac{1125}{(k_F d)^5} \frac{\sin[2k_F d]}{2d} \right] \\ & \approx -\frac{1}{(k_F a)^3} \frac{\varepsilon_F}{\omega} \frac{225\pi}{4(k_F d)^2} \cos[2k_F d], \end{aligned} \quad (28)$$

where only the leading order contribution in $1/k_F d$ was kept.

Turning to the second part of Eq. (25) corresponding to the h functions in D (see Eq. (B13)), after using the following properties

$$h(k_3 d, k_4 d, \frac{r_0}{d}) = \frac{1}{(k_F d)^3} h(\frac{k_3}{k_F}, \frac{k_4}{k_F}, k_F r_0) \quad (29)$$

for the $h_{c+/c-/s+}$ functions (see Eq. (B15)) and

$$\begin{aligned} & (k_3 - k_4) dh_{s-}(k_3 d, k_4 d, \frac{r_0}{d}) \\ &= (\frac{k_3}{k_F} - \frac{k_4}{k_F}) \frac{1}{(k_F d)^3} h_{s-}(\frac{k_3}{k_F}, \frac{k_4}{k_F}, k_F r_0) \end{aligned} \quad (30)$$

for the h_{s-} function, and introducing the $s = \frac{k_3}{k_F}$ and $t = \frac{k_4}{k_F}$ new integration variables, we get

$$\frac{1}{(k_F a)^3} \frac{P_1(k_F r_0, \omega)}{15\pi}, \quad (31)$$

where

$$P_1(x, \omega) = 15\pi \int_{1 - \frac{D}{\varepsilon_F}}^1 ds \frac{1}{s - 1 + \frac{\omega}{\varepsilon_F}} \int_{1 - \frac{D}{\varepsilon_F}}^{1 + \frac{D}{\varepsilon_F}} dt \frac{H(s, t, x)}{s - t} \quad (32)$$

and

$$\begin{aligned} H(s, t, x) &= h_{c+}(s, t, x) \cos[(s + t)x] \\ &+ h_{c-}(s, t, x) \cos[(s - t)x] \\ &+ h_{s+}(s, t, x) \sin[(s + t)x] \\ &+ (s - t) h_{s-}(s, t, x) \sin[(s - t)x]. \end{aligned} \quad (33)$$

Thus the terms corresponding to the h functions give d -independent contribution, therefore Eq. (25) is Eq. (31) in leading order in $1/k_F d$.

Combining that with Eqs. (24) and (14) we get for the first part of Eq. (14) in leading order in $1/k_F d$

$$16\varepsilon_F (J\rho_0)^2 \frac{\Delta^2 \lambda^2}{\varepsilon_0^4} \frac{1}{(k_F a)^6} P_1(k_F r_0, \omega) \cdot \frac{\sin[2k_F d]}{(k_F d)^3}, \quad (34)$$

where $\Delta = \pi V^2 \rho_0$ is the width of the d -levels due to hybridization¹⁰.

Turning to the second part of Eq. (14), after changing the integration variables as $\varepsilon_1 \leftrightarrow \varepsilon_3$ and $\varepsilon_2 \leftrightarrow \varepsilon_4$ and performing similar calculation as before we get in leading order with respect to $1/k_F d$

$$16\varepsilon_F (J\rho_0)^2 \frac{\Delta^2 \lambda^2}{\varepsilon_0^4} \frac{1}{(k_F a)^6} P_2(k_F r_0, \omega) \cdot \frac{\sin[2k_F d]}{(k_F d)^3}, \quad (35)$$

where

$$P_2(x, \omega) = 15\pi \int_1^{1 + \frac{D}{\varepsilon_F}} ds \frac{1}{s - 1 - \frac{\omega}{\varepsilon_F}} \int_{1 - \frac{D}{\varepsilon_F}}^{1 + \frac{D}{\varepsilon_F}} dt \frac{H(s, t, x)}{s - t}. \quad (36)$$

Thus the anisotropy factor coming from the first part of Eq. (9) corresponding to J_1 – giving the leading contribution^{2,3,4} – in leading order in $1/k_F d$ is

$$K = 16\varepsilon_F(J\rho_0)^2 \frac{\Delta^2 \lambda^2}{\varepsilon_0^4} \frac{1}{(k_F a)^6} P(k_F r_0, \omega) \frac{\sin[2k_F d]}{(k_F d)^3}, \quad (37)$$

where

$$P(x, \omega) = P_1(x, \omega) + P_2(x, \omega) \quad (38)$$

which is finite for $\omega = 0$.

Evaluating P by numerical integration it turns out that for $x \sim 1^{14}$ the integrals with respect to t and s are dominated by the $t = s$ and $s = 1$ singularity, respectively. Thus

$$\begin{aligned} P(x, \omega = 0) &\approx 15\pi \int_0^2 ds \frac{H(s, s, x)}{s-1} \ln \left| \frac{s}{s-2} \right| \\ &= 15\pi H(1, 1, x) \frac{\pi^2}{2} \end{aligned} \quad (39)$$

where we used $D = \varepsilon_F$. In Table I we compare the results obtained by numerical integration and by Eq. (39) for $x \sim 0.5 - 1.5$.

x	0.5	0.75	1	1.25	1.5
$P^{\text{num}}(x, \omega = 0.01)$	-135.8	-428.1	-916.5	-1552.9	-2215.9
$P^{\text{appr}}(x, \omega = 0)$	-138.3	-438.4	-952.6	-1664.6	-2514.1

TABLE I: Comparison of $P^{\text{num}}(x, \omega = 0.01)$ obtained by numerical integration and $P^{\text{appr}}(x, \omega = 0)$ obtained by Eq. (39) for $x \sim 0.5 - 1.5$.

The result Eq. (37) for the anisotropy factor is essentially different from the earlier one (see Eq. (31) of Ref. [4]) obtained by an unjustified assumption which corresponds formally to the approximation $C(k_1 d, k_2 d) \approx C(k_F d, k_F d)$ and $D(k_3 d, k_4 d) \approx D(k_F d, k_F d)$ in Eq. (14). The main differences are

- it contains the oscillating factor $\sin[2k_F d]$
- the asymptotic distance dependence is $\frac{1}{(k_F d)^3}$ instead of $\frac{1}{k_F d}$, thus it is essentially weaker
- instead of the $f(\frac{\omega}{D})P^{\text{old}}(k_F r_0)$ factor which contains the short range cutoff r_0 and estimated to be between 50 – 950 for $\omega \approx 0$ and $k_F r_0 \sim 0.5 - 1.5$, we have $P^{\text{new}}(k_F r_0, \omega)$ which is for $\omega = 0$ and $k_F r_0 \sim 0.5 - 1.5$ between –140 and –2500,

thus in the asymptotic region using the same parameters as in Eq. (32) in Ref. [4]

$$\frac{0.01}{(d/\text{\AA})^3} \text{ eV} < |K_d| < \frac{1.75}{(d/\text{\AA})^3} \text{ eV}. \quad (40)$$

IV. CONCLUSIONS

The amplitude of the anisotropy is oscillating and weaker than the one earlier estimated^{3,4}. In this behavior the sharp edge in the R -integral thus the existence of the surface is crucial. We used a uniform distribution of the spin-orbit scatterers in space. The question can be raised how the results are changed in the case where continuum layers of the scatterers are considered. That is answered in Appendix C, and it is argued that the overall behavior is not expected to change, but only the amplitude can be influenced moderately. It is assumed, that the spin-orbit scattering is point like, but a finite extension r_d (it is assumed that $k_F r_d < \pi$) smears somewhat the $\sin[2k_F d]$ function in Eq. (37). The actual size of that can be estimated only by electronic structure calculations and certainly will be included in the recent work of one of the authors (L.Sz.) and his coworkers in progress⁹.

The way how the spin is frozen by the surface anisotropy is essentially different from the previous works^{3,4} as K_d is not always positive (see Fig. 3) and also depends whether the spin is integer or half-integer.

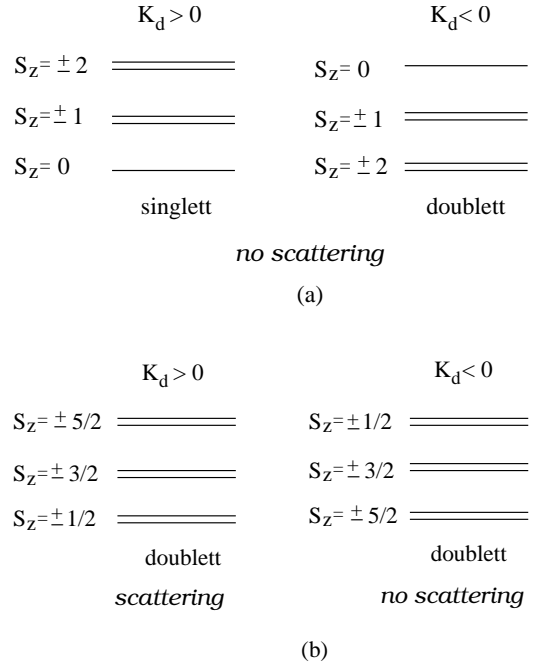


FIG. 3: The level splitting due to the surface anisotropy for (a) integer (e.g. $S = 2$) and (b) half-integer (e.g. $S = 5/2$) spins. It is also indicated whether the electrons can be scattered by the degenerate ground states or not.

- *Integer spin (e.g. $S = 2$):* the ground state is either singlet or doublet depending on the sign of K_d , however, the electron cannot be scattered by transition in the doublet as the spin momentum difference is $\Delta S = \pm 4$ and the turning the electron spin allows only $\Delta S = \pm 1$. Thus the spin at low temperature can be completely frozen in.

- *Half-integer spin* (e.g. $S = 5/2$): the ground state is always doublet, however, in one of the cases $\Delta S = \pm 1$ which can cause scattering in contrary to the case where $\Delta S = \pm 5$. Thus only half of the impurities can cause electron spin flips at low temperature. That is different from the previously assumed $K_d > 0$ case.

This result shows analogies with Ref. [15].

For comparison with experiment the preasymptotic behavior is very essential which is beyond the scope of the present paper. The electronic calculations in progress⁹ must provide those information including the amplitude of the anisotropy as in the other model in Ref. [8].

The present results valid in the asymptotic region can provide a good possibility to test the numerical calculation. Detailed comparison with experiments must wait for completing the numerical calculation which is going to provide more necessary information.

ACKNOWLEDGMENTS

This work was supported by Hungarian grants OTKA F043465, T046267, T046303, T048782, TS049881.

APPENDIX A

The F_1 and F_2 functions are defined in the same way as in Ref. [4], namely

$$F_1(R_n, \theta_n, R_{n'}, \theta_{n'}; k_1, k_2, k_3, k_4) = \frac{2J^2}{\varepsilon_0^4} f_{1122}, \quad (\text{A1a})$$

and

$$\begin{aligned} F_2(R_n, \theta_n, R_{n'}, \theta_{n'}; k_1, k_2, k_3, k_4) \\ = \frac{2J^2}{\varepsilon_0^4} (f_{1111} - f_{1212} - f_{1122}), \end{aligned} \quad (\text{A1b})$$

where

$$f_{\sigma_1 \sigma_2 \sigma_3 \sigma_4} = \sum_{mm'} \tilde{W}_{\substack{k_1 k_2 \\ m_1 m_2 \\ \sigma_1 \sigma_2}}(R_n, \theta_n) \tilde{W}_{\substack{k_4 k_3 \\ m_4 m_3 \\ \sigma_4 \sigma_3}}(R_{n'}, \theta_{n'}). \quad (\text{A2})$$

\tilde{W} gives the form of W in the rotated coordinate system (where the z -axis is perpendicular to the surface) given by

$$\begin{aligned} \tilde{W}_{\substack{kk' \\ mm' \\ \sigma\sigma'}}(R_n, \theta_n) &= \delta_{m+\sigma, m'+\sigma'} \sum_{\substack{\tilde{m}\tilde{m}' \\ \tilde{\sigma}\tilde{\sigma}'}} d_{m\tilde{m}}^{(2)}(\theta_n) d_{\sigma\tilde{\sigma}}^{(1/2)}(\theta_n) \\ &\cdot W_{\substack{kk' \\ \tilde{m}\tilde{m}' \\ \tilde{\sigma}\tilde{\sigma}'}}(R_n) d_{\tilde{m}\tilde{m}'}^{(2)}(-\theta_n) d_{\tilde{\sigma}\tilde{\sigma}'}^{(1/2)}(-\theta_n) \end{aligned} \quad (\text{A3})$$

where the Wigner-formula for rotation matrices¹⁶ was used.

APPENDIX B

Here we perform the integrations with respect to R_n and $R_{n'}$ in the first part of Eq. (13). Let us start with the integration with respect to R_n , namely

$$\begin{aligned} \tilde{C}(k_1, k_2) &:= \frac{1}{a^3} \int_d^\infty dR_n R_n^2 \frac{d(R_n^2 - d^2)}{R_n^3} \\ &\times [3v_0(k_2, R_n)v_1(k_1, R_n) + 3v_0(k_1, R_n)v_1(k_2, R_n) \\ &- 2v_1(k_1, R_n)v_1(k_2, R_n) + 2v_1(k_2, R_n)v_2(k_1, R_n) \\ &+ 2v_1(k_1, R_n)v_2(k_2, R_n) - 8v_2(k_1, R_n)v_2(k_2, R_n)] \quad (\text{B1}) \end{aligned}$$

After substituting the $v_m(k)$ matrix elements given by Eq. (5) we get

$$\begin{aligned} \tilde{C}(k_1, k_2) &= \frac{1}{a^3} \int_d^\infty dR_n \frac{d(R_n^2 - d^2)}{R_n} \\ &\times [\tilde{C}_{c+}(k_1, k_2, R_n) \cos[(k_1 + k_2)R_n] \\ &+ \tilde{C}_{c-}(k_1, k_2, R_n) \cos[(k_1 - k_2)R_n] \\ &+ \tilde{C}_{s+}(k_1, k_2, R_n) \sin[(k_1 + k_2)R_n] \\ &+ \tilde{C}_{s-}(k_1, k_2, R_n) \sin[(k_1 - k_2)R_n]]. \quad (\text{B2}) \end{aligned}$$

Introducing the dimensionless integration variable $y = R_n/d$ and notations $t_1 = k_1 d$ and $t_2 = k_2 d$,

$$\tilde{C}(k_1, k_2) = C(k_1 d, k_2 d), \quad (\text{B3})$$

where

$$\begin{aligned} C(t_1, t_2) &= \frac{d^3}{a^3} \int_1^\infty dy \frac{y^2 - 1}{y} \\ &\times [C_{c+}(t_1, t_2, y) \cos[(t_1 + t_2)y] \\ &+ C_{c-}(t_1, t_2, y) \cos[(t_1 - t_2)y] \\ &+ C_{s+}(t_1, t_2, y) \sin[(t_1 + t_2)y] \\ &+ C_{s-}(t_1, t_2, y) \sin[(t_1 - t_2)y]], \quad (\text{B4}) \end{aligned}$$

and e.g. $C_{c+}(t_1, t_2, y) = \tilde{C}_{c+}(t_1/d, t_2/d, yd)$. The occurring integrals with respect to y look like

$$G_c(t, n) := \int_1^\infty dy \frac{y^2 - 1}{y} \frac{\cos[ty]}{y^n}, \quad (\text{B5a})$$

and

$$G_s(t, n) := \int_1^\infty dy \frac{y^2 - 1}{y} \frac{\sin[ty]}{y^n}. \quad (\text{B5b})$$

Evaluating the G_s and G_c functions analytically by

using MATHEMATICA, we get

$$C(t_1, t_2) = \frac{d^3}{a^3} [f_{c+}(t_1, t_2) \cos[t_1 + t_2] + f_{c-}(t_1, t_2) \cos[t_1 - t_2] + f_{s+}(t_1, t_2) \sin[t_1 + t_2] + (t_1 - t_2) f_{s-}(t_1, t_2) \sin[t_1 - t_2] + (t_1 - t_2)^2 f_{ci}(t_1, t_2) (Ci[t_1 + t_2] - Ci[t_1 - t_2])], \quad (B6)$$

where

$$f_{c+}(t_1, t_2) = -\frac{225}{16t_1^4} + \frac{10125}{2t_1^5 t_2^5} - \frac{7425}{4t_1^3 t_2^5} - \frac{675}{16t_1 t_2^5} + \frac{225t_1}{32t_2^5} - \frac{225}{16t_2^4} - \frac{10125}{2t_1^4 t_2^4} + \frac{675}{4t_1^2 t_2^4} - \frac{7425}{4t_1^5 t_2^3} + \frac{5625}{8t_1^3 t_2^3} + \frac{675}{32t_1 t_2^3} + \frac{675}{4t_1^4 t_2^2} - \frac{225}{8t_1^2 t_2^2} - \frac{675}{16t_1^5 t_2} + \frac{675}{32t_1^3 t_2} + \frac{225t_2}{32t_1^5}, \quad (B7a)$$

$$f_{c-}(t_1, t_2) = -\frac{225}{16t_1^4} - \frac{10125}{2t_1^5 t_2^5} + \frac{7425}{4t_1^3 t_2^5} + \frac{675}{16t_1 t_2^5} - \frac{225t_1}{32t_2^5} - \frac{225}{16t_2^4} - \frac{10125}{2t_1^4 t_2^4} + \frac{675}{4t_1^2 t_2^4} + \frac{7425}{4t_1^5 t_2^3} - \frac{5625}{8t_1^3 t_2^3} - \frac{675}{32t_1 t_2^3} + \frac{675}{4t_1^4 t_2^2} - \frac{225}{8t_1^2 t_2^2} + \frac{675}{16t_1^5 t_2} - \frac{675}{32t_1^3 t_2} - \frac{225t_2}{32t_1^5}, \quad (B7b)$$

$$f_{s+}(t_1, t_2) = \frac{225}{16t_1^5} - \frac{225}{32t_1^3} + \frac{225}{16t_2^5} + \frac{10125}{2t_1^4 t_2^5} - \frac{675}{4t_1^2 t_2^5} - \frac{225t_1^2}{32t_2^5} + \frac{10125}{2t_1^5 t_2^4} - \frac{7425}{4t_1^3 t_2^4} - \frac{675}{16t_1 t_2^4} + \frac{225t_1}{32t_2^4} - \frac{225}{32t_2^3} - \frac{7425}{4t_1^4 t_2^3} + \frac{675}{8t_1^2 t_2^3} - \frac{675}{4t_1^5 t_2^2} + \frac{675}{8t_1^3 t_2^2} + \frac{225}{32t_1 t_2^2} - \frac{675}{16t_1^4 t_2} + \frac{225}{32t_1^2 t_2} + \frac{225t_2}{32t_1^4} - \frac{225t_2^2}{32t_1^5}, \quad (B7c)$$

$$f_{s-}(t_1, t_2) = \frac{225}{16t_1^4} - \frac{10125}{2t_1^5 t_2^5} + \frac{675}{4t_1^3 t_2^5} - \frac{225}{16t_1 t_2^5} + \frac{225t_1}{32t_2^5} + \frac{225}{16t_2^4} - \frac{3375}{2t_1^4 t_2^4} - \frac{225}{4t_1^2 t_2^4} + \frac{675}{4t_1^5 t_2^3} - \frac{1125}{8t_1^3 t_2^3} + \frac{675}{32t_1 t_2^3} - \frac{225}{4t_1^4 t_2^2} + \frac{225}{8t_1^2 t_2^2} - \frac{225}{16t_1^5 t_2} + \frac{675}{32t_1^3 t_2} + \frac{225t_2}{32t_1^5}, \quad (B7d)$$

$$f_{ci}(t_1, t_2) = \frac{225}{32t_1^5 t_2^5} (t_1 + t_2)^2 (t_1^2 + t_2^2)^2, \quad (B7e)$$

and $Ci[t] = -\int_t^\infty du \frac{\cos u}{u}$ is the cosine integral function.

Let us consider now the integration with respect to $R_{n'}$ in the first part of Eq. (13):

$$\tilde{D}(k_3, k_4) := \frac{1}{a^3} \int_{r_0}^d dR_{n'} R_{n'}^2 \times [3v_0(k_4, R_{n'})v_1(k_3, R_{n'}) + 3v_0(k_3, R_{n'})v_1(k_4, R_{n'}) + v_1(k_3, R_{n'})v_1(k_4, R_{n'}) + 2v_1(k_4, R_{n'})v_2(k_3, R_{n'}) + 2v_1(k_3, R_{n'})v_2(k_4, R_{n'}) + 4v_2(k_3, R_{n'})v_2(k_4, R_{n'})], \quad (B8)$$

After substituting the $v_m(k)$ matrix elements given by Eq. (5) we get

$$\tilde{D}(k_3, k_4) = \frac{1}{a^3} \int_{r_0}^d dR_{n'} R_{n'}^2 \times [\tilde{D}_{c+}(k_3, k_4, R_{n'}) \cos[(k_3 + k_4)R_{n'}] + \tilde{D}_{c-}(k_3, k_4, R_{n'}) \cos[(k_3 - k_4)R_{n'}] + \tilde{D}_{s+}(k_3, k_4, R_{n'}) \sin[(k_3 + k_4)R_{n'}] + \tilde{D}_{s-}(k_3, k_4, R_{n'}) \sin[(k_3 - k_4)R_{n'}]]. \quad (B9)$$

Introducing the dimensionless integration variable $y' = R_{n'}/d$ and notations $t_3 = k_3 d$ and $t_4 = k_4 d$,

$$\tilde{D}(k_3, k_4) = D(k_3 d, k_4 d), \quad (B10)$$

where

$$D(t_3, t_4) = \frac{d^3}{a^3} \int_{y_0}^1 dy' y'^2 \times [D_{c+}(t_3, t_4, y') \cos[(t_3 + t_4)y'] + D_{c-}(t_3, t_4, y') \cos[(t_3 - t_4)y'] + D_{s+}(t_3, t_4, y') \sin[(t_3 + t_4)y'] + D_{s-}(t_3, t_4, y') \sin[(t_3 - t_4)y']], \quad (B11)$$

where e.g. $D_{c+}(t_3, t_4, y') = \tilde{D}_{c+}(t_3/d, t_4/d, y'd)$ and $y_0 = r_0/d$. The occurring integrals with respect to y' look like

$$H_c(t, n) := \int_{y_0}^1 dy' y'^2 \frac{\cos[ty']}{y'^n}, \quad (B12a)$$

and

$$H_s(t, n) := \int_{y_0}^1 dy' y'^2 \frac{\sin[ty']}{y'^n}. \quad (\text{B12b})$$

Evaluating the H_s and H_c functions analytically by using MATHEMATICA, we get

$$\begin{aligned} D(t_3, t_4) = & \frac{d^3}{a^3} [g_{c+}(t_3, t_4) \cos[t_3 + t_4] \\ & + g_{c-}(t_3, t_4) \cos[t_3 - t_4] \\ & + g_{s+}(t_3, t_4) \sin[t_3 + t_4] \\ & + (t_3 - t_4) g_{s-}(t_3, t_4) \sin[t_3 - t_4] \\ & + h_{c+}(t_3, t_4, y_0) \cos[(t_3 + t_4)y_0] \\ & + h_{c-}(t_3, t_4, y_0) \cos[(t_3 - t_4)y_0] \\ & + h_{s+}(t_3, t_4, y_0) \sin[(t_3 + t_4)y_0] \\ & + (t_3 - t_4) h_{s-}(t_3, t_4, y_0) \sin[(t_3 - t_4)y_0]], \quad (\text{B13}) \end{aligned}$$

where

$$\begin{aligned} g_{c+}(t_3, t_4) = & -\frac{20250}{t_3^5 t_4^5} + \frac{8100}{t_3^3 t_4^5} + \frac{20250}{t_3^4 t_4^4} \\ & - \frac{1350}{t_3^2 t_4^4} + \frac{8100}{t_3^5 t_4^3} - \frac{6525}{2t_3^3 t_4^3} \\ & - \frac{1350}{t_3^4 t_4^2} + \frac{225}{2t_3^2 t_4^2}, \quad (\text{B14a}) \end{aligned}$$

$$\begin{aligned} g_{c-}(t_3, t_4) = & \frac{20250}{t_3^5 t_4^5} - \frac{8100}{t_3^3 t_4^5} + \frac{20250}{t_3^4 t_4^4} \\ & - \frac{1350}{t_3^2 t_4^4} - \frac{8100}{t_3^5 t_4^3} + \frac{6525}{2t_3^3 t_4^3} \\ & - \frac{1350}{t_3^4 t_4^2} + \frac{225}{2t_3^2 t_4^2}, \quad (\text{B14b}) \end{aligned}$$

$$\begin{aligned} g_{s+}(t_3, t_4) = & -\frac{20250}{t_3^5 t_4^5} + \frac{1350}{t_3^2 t_4^5} - \frac{20250}{t_3^4 t_4^4} \\ & + \frac{8100}{t_3^3 t_4^4} + \frac{8100}{t_3^4 t_4^3} - \frac{1125}{2t_3^2 t_4^3} \\ & + \frac{1350}{t_3^5 t_4^2} - \frac{1125}{2t_3^3 t_4^2}, \quad (\text{B14c}) \end{aligned}$$

$$\begin{aligned} g_{s-}(t_3, t_4) = & \frac{20250}{t_3^5 t_4^5} - \frac{1350}{t_3^3 t_4^5} + \frac{6750}{t_3^4 t_4^4} \\ & - \frac{1350}{t_3^5 t_4^3} + \frac{1125}{2t_3^3 t_4^3}, \quad (\text{B14d}) \end{aligned}$$

and

$$\begin{aligned} h_{c+}(t_3, t_4, y_0) = & \frac{20250}{t_3^5 t_4^5 y_0^7} - \frac{8100}{t_3^3 t_4^5 y_0^5} - \frac{20250}{t_3^4 t_4^4 y_0^5} \\ & - \frac{8100}{t_3^5 t_4^3 y_0^5} + \frac{1350}{t_3^2 t_4^4 y_0^3} + \frac{6525}{2t_3^3 t_4^3 y_0^3} \\ & + \frac{1350}{t_3^4 t_4^2 y_0^3} - \frac{225}{2t_3^2 t_4^2 y_0^3}, \quad (\text{B15a}) \end{aligned}$$

$$\begin{aligned} h_{c-}(t_3, t_4, y_0) = & -\frac{20250}{t_3^5 t_4^5 y_0^7} + \frac{8100}{t_3^3 t_4^5 y_0^5} - \frac{20250}{t_3^4 t_4^4 y_0^5} \\ & + \frac{8100}{t_3^5 t_4^3 y_0^5} + \frac{1350}{t_3^2 t_4^4 y_0^3} - \frac{6525}{2t_3^3 t_4^3 y_0^3} \\ & + \frac{1350}{t_3^4 t_4^2 y_0^3} - \frac{225}{2t_3^2 t_4^2 y_0^3}, \quad (\text{B15b}) \end{aligned}$$

$$\begin{aligned} h_{s+}(t_3, t_4, y_0) = & \frac{20250}{t_3^4 t_4^5 y_0^6} + \frac{20250}{t_3^5 t_4^4 y_0^6} - \frac{1350}{t_3^2 t_4^5 y_0^4} \\ & - \frac{8100}{t_3^3 t_4^4 y_0^4} - \frac{8100}{t_3^4 t_4^3 y_0^4} - \frac{1350}{t_3^5 t_4^2 y_0^4} \\ & + \frac{1125}{2t_3^2 t_4^3 y_0^2} + \frac{1125}{2t_3^3 t_4^2 y_0^2}, \quad (\text{B15c}) \end{aligned}$$

and

$$\begin{aligned} h_{s-}(t_3, t_4, y_0) = & -\frac{20250}{t_3^5 t_4^5 y_0^6} + \frac{1350}{t_3^3 t_4^5 y_0^4} - \frac{6750}{t_3^4 t_4^4 y_0^4} \\ & + \frac{1350}{t_3^5 t_4^3 y_0^4} - \frac{1125}{2t_3^3 t_4^3 y_0^2}. \quad (\text{B15d}) \end{aligned}$$

APPENDIX C

The question can be raised how justified is the assumption of homogeneous distribution of the spin-orbit scatterers. In order to give the answer in the following the scatterers are considered homogeneously distributed on sheets which are parallel to the surface and separated by a distance a . According to the previous works^{3,4} the pair of sheets in equal distances from the impurity do not contribute to the anisotropy, thus only the unpaired ones must be considered. The sheet n is in the distance na from the impurity and only sheets with $n > d/a$ are considered. As it was discussed in Ref. [2,3,4] one of the two scatterers n and n' is nearby the impurity and the other one is far from it on one of the sheets considered. Therefore, the contribution of the sheets are additive. The contribution of sheet n can be easily obtained from the present calculation as

$$K_n = a \frac{\partial}{\partial d} K_{d|d=na}, \quad (\text{C1})$$

where the derivative gives the contribution of an infinitely narrow layer and the prefactor provides the correct normalization. Thus the final result in the asymptotic region is

$$K = \sum_{n > \frac{d}{a}}^{\infty} K_n \approx \sum_{n > \frac{d}{a}} 2ak_F \frac{\cos(2k_F na)}{(k_F na)^3}, \quad (\text{C2})$$

where the omitted prefactor is the same as in Eq. (37).

Thus the separate sheets contribute by different signs and amplitude. Due to the fast decay by increasing n only sheets of restricted numbers are essential. Adding the contribution of the sheets with different signs and

amplitudes (likely randomly distributed) the final amplitude of the anisotropy $|K|$ can be larger than $|K_d|$ thus the $\frac{1}{d^3}$ decay rate can be somewhat reduced. The situation is different in a coherent case with $k_F a = p\pi$ where p is integer. For even p the contributions have the same

sign and $\sum_{n > \frac{d}{a}} \frac{1}{n^3} \sim \frac{a^2}{d^2}$ which provides a slower decay rate.

-
- ¹ e.g. see M. A. Blachly and N. Giordano, Phys. Rev. **B 51**, 12537 (1995); G. Neuttiens *et al.*, Europhys. Lett. **34**, 623 (1996); N. Giordano, Phys. Rev. **B 53**, 2487 (1996); C. Strunk *et al.*, Phys. Rev. Lett. **81**, 2982 (1998); T. M. Jacobs and N. Giordano, Phys. Rev. **B 62**, 14145 (2000); E. Seynaeve *et al.*, Phys. Rev. Lett. **85**, 2593 (2000), further references can be found in Ref. [2].
- ² O. Újsághy and A. Zawadowski, J. Phys. Soc. Jpn. **74**, 80 (2005).
- ³ O. Újsághy, A. Zawadowski, and B.L. Gyorffy, Phys. Rev. Lett. **76**, 2378 (1996).
- ⁴ O. Újsághy and A. Zawadowski, Phys. Rev. **B 57**, 11598 (1998).
- ⁵ V.M. Fomin, V.N. Gladilin, J.T. Devreese, C. Van Haendonck, and G. Neuttiens, Solid State Commun. **106**, 293 (1998).
- ⁶ C. Kittel, *Quantum theory of solids*, 2nd ed., (John Wiley & Sons Inc., 1987), page 343.
- ⁷ L. Szunyogh and B.L.Gyorffy, Phys. Rev. Lett. **78**, 3765 (1997).
- ⁸ L. Szunyogh, G. Zaránd, S. Gallego, M.C.Muñoz and B.L. Gyorffy, Phys. Rev. Lett. **96**, 067204 (2006).
- ⁹ A. Szilva, L. Szunyogh, G. Zaránd, and M.C. Muñoz, in progress.
- ¹⁰ P.W. Anderson, Phys. Rev. **124**, 41 (1961).
- ¹¹ A.A. Abrikosov, Physics, **2**, 5 (1965).
- ¹² The formula can be proved by integration by part.
- ¹³ M. Abramowitz and I. Stegun, *Handbook of Mathematical Functions* (Dover, New York, 1972).
- ¹⁴ For $x \gg 1$ the approximate expression Eq. (39) is not valid, for e.g. $x = 10$ we get $P^{\text{num}}(x = 10, \omega = 0.01) = 8992.5$ while $P^{\text{appr}}(x = 10, \omega = 0) = -1297.3$.
- ¹⁵ C. Romeike, M.R. Wegewijs, W. Hofstetter, and H. Schoeller, Phys. Rev. Lett. **96**, 196601 (2006).
- ¹⁶ D. M. Brink and G. R. Satchler, *Angular Momentum* (Oxford University Press, Oxford, 1962).