

Magnetic phase diagram of the semi-Heusler alloys from first-principles

E. Şaşıoğlu^{1,2,*}, L. M. Sandratskii^{1,†} and P. Bruno^{1‡}

¹Max-Planck-Institut für Mikrostrukturphysik, D-06120 Halle, Germany

²Institut für Festkörperforschung, Forschungszentrum Jülich, D-52425 Jülich, Germany

(Dated: November 12, 2021)

The magnetic phase diagram of the Mn-based semi-Heusler alloys is determined at $T = 0$ using first-principles calculations in conjunction with the frozen-magnon approximation. We show that the magnetism in these systems strongly depends on the number of conduction electrons, their spin polarization and the position of the unoccupied Mn $3d$ states with respect to Fermi energy. Various magnetic phases are obtained depending on these characteristics. The conditions leading to diverse magnetic behavior are identified. We find that in the case of a large conduction electron spin polarization and the unoccupied Mn $3d$ states lying far above the Fermi level, an RKKY-like ferromagnetic interaction is dominating. On the other hand, the antiferromagnetic superexchange becomes important in the presence of large peaks of the unoccupied Mn $3d$ states lying close to the Fermi energy. The overall magnetic behavior depends on the competition of these two exchange mechanisms. The obtained results are in very good agreement with the available experimental data.

PACS numbers: 75.50.Cc, 75.30.Et, 71.15.Mb

Recent rapid development of spin electronics intensified the search on the ferromagnetic materials with tunable physical characteristics. The Heusler alloys form a particularly interesting class of systems. These systems have crystal structures and lattice parameters similar to many compound semiconductors, high Curie temperatures and high spin polarization at the Fermi level. Some of them were found to have a half-metallic ground state, which is characterized by a 100% carrier spin polarization.¹ These properties make the Heusler alloys particularly attractive for use in spintronics devices. Further prominent physical properties of this class of materials are the martensitic transformations.² At low temperatures several Heusler compounds (i.e., Ni_2MnGa , Co_2NbSn) undergo a structural transformation from a highly symmetric cubic austenitic phase to a low symmetry martensitic phase giving rise to two unique effects: magnetic shape memory effect and inverse magnetocaloric effect. Both features are regarded promising for the development of smart materials for future technological applications. An interesting combination of physical properties makes Heusler alloys the subject of intensive experimental and theoretical investigations.^{3,4,5,6,7,8,9,10}

To predict new Heusler compounds with desired magnetic properties the theoretical understanding of the exchange interactions in these systems plays an important role. Our previous studies on experimentally well established Ni-based compounds Ni_2MnZ ($Z = \text{Ga}, \text{In}, \text{Sn}, \text{Sb}$) revealed a complex character of the magnetism in these systems. In particular, the obtained long range and oscillatory behavior of the exchange interactions as well as their strong dependence on the sp atom (Z) gave an evidence for the conduction electron mediated exchange mechanism in Heusler alloys.¹¹ The situation is not so different from the experimental point of view. Early measurements by Webster *et al.* on quaternary Heusler alloys $\text{Pd}_2\text{MnIn}_{1-x}\text{Sn}_x$ and $\text{Pd}_2\text{MnSn}_{1-x}\text{Sb}_x$ ² and recent studies on Mn-based semi Heusler compounds

$\text{Ni}_{1-x}\text{Cu}_x\text{MnSb}$ and $\text{AuMnSn}_{1-x}\text{Sb}_x$ demonstrated the importance of the sp -electrons in establishing magnetic properties.^{12,13} In particular, the magnetic order and the Curie temperature in latter compounds is found to be quite sensitive to the sp -electron number.

The complexity of the exchange interactions complicates theoretical design of the systems with given magnetic characteristics and calls for further studies directed to find parameters of the systems governing magnetic properties and allowing their targeted change. Pursuing this aim we performed systematic calculations on semi-Heusler alloys CuMnZ and PdMnZ for different Z con-

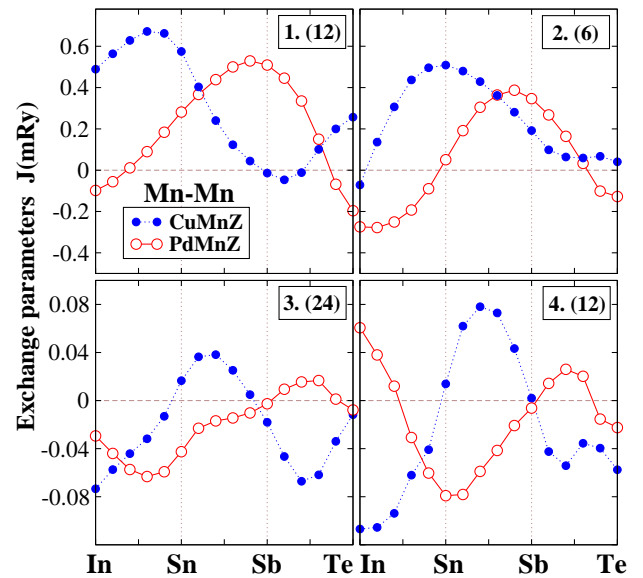


FIG. 1: (Color online) Exchange interactions between first four nearest-neighbors of the Mn atoms in PdMnZ and CuMnZ as a function of the sp -electron number of the Z constituent. Number of atoms within corresponding coordination spheres are also given.

stituents (In, Sn, Sb, Te and their mixture treated in the virtual crystal approximation) focusing on the microscopical mechanisms of the formation of the long range magnetic order. We determine the magnetic phase diagram of these systems at zero temperature and estimate the T_C of the compounds having ferromagnetic ground state within mean-field approximation. The calculational method is described elsewhere in detail.¹¹ We use the lattice constants of 6.26\AA and 6.09\AA for PdMnZ and CuMnZ, respectively.²

We begin with the discussion of the exchange interactions calculated within the frozen-magnon approximation¹⁴. Fig. 1 presents the obtained exchange parameters between first four nearest-neighbors of the Mn atoms in PdMnZ and CuMnZ as a function of the sp -electron number of the Z constituent. The corresponding Curie temperatures are given in Fig. 2. In agreement with the experiments and the results of our previous calculations we obtain a strong dependence of the exchange parameters on the Z constituent. As it is seen from Fig. 1 all exchange parameters oscillate between ferromagnetic and antiferromagnetic values with the variation of the sp -electron concentration. Considering first two nearest neighbor exchange parameters we see that they have ferromagnetic character for a broad range of compositions and dominate over the rest parameters playing a decisive role in determining the magnetic phase diagram (see Fig. 2). The absolute value of the parameters (we present only four nearest neighbor parameters) decays quickly with increasing interatomic distance. The parameters show the RKKY-type oscillations.

This complex behavior of the exchange interactions appeared as a rich spectrum in the magnetic phase diagram (see Fig. 2) where magnetic order changes with sp -electron concentration. Furthermore, an interesting observation for the magnetism in these systems is that the maximum of the exchange interactions for both PdMnZ and CuMnZ corresponds to the similar number of the sp -electrons. The shift of the maxima for two systems is explained by the fact that Pd has one sp -electron less than Cu. The properties of the exchange interactions are reflected in the properties of the Curie temperature (see Fig. 2) where we also obtained a relative shift of the maxima of the two curves corresponding to one sp -electron.

Combination of these features with the large distance between Mn atoms ($d_{Mn-Mn} > 4\text{\AA}$) makes the assumption natural that the exchange coupling mechanism in Heusler alloys is indirect and takes place via the conduction electrons. A RKKY-type coupling seems to be the most probable one, however, the rich spectrum of magnetic orderings obtained by varying sp -electron concentration (Fig. 2) makes the interpretation of the results in terms of existing theories difficult and calls for a detailed analysis. This is explained by the fact that the DFT is not based on a model Hamiltonian approach and does not use a perturbative treatment. Thus, various exchange mechanisms appear in the calculational results in a mixed form and a separation of them into

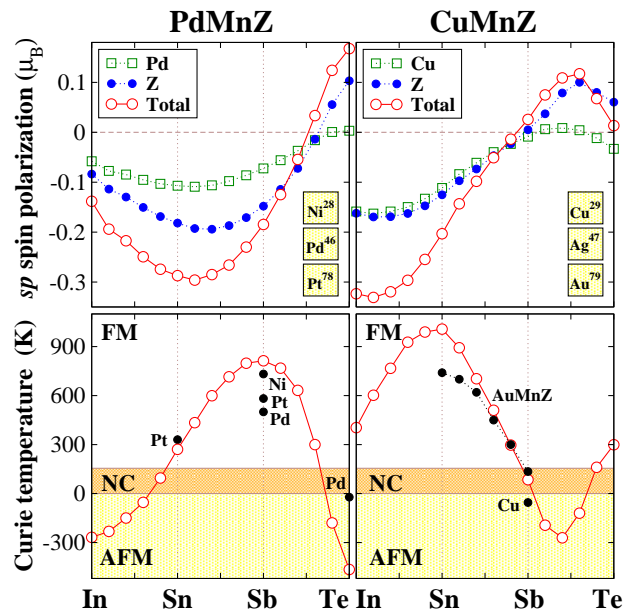


FIG. 2: (Color online) Upper panels: The sp -electron spin polarization of the X=Pd, Cu and Z constituents. Lower panels: Ground state magnetic phase diagram and mean-field Curie temperature ($T_C^{\text{MFA}} \sim J_0 \equiv \sum_{R \neq 0} J_{0R}$) of PdMnZ and CuMnZ. FM, NC and AFM stand for ferromagnetic, non-collinear, and antiferromagnetic ordering, respectively. Experimental values of the Curie temperatures (filled spheres) are taken from Refs. 2,13.

individual contributions is not easy. In this case the model Hamiltonian studies relevant to the problem provide useful information for a qualitative interpretation of the DFT results. Among such approaches the Anderson $s-d$ model¹⁵ is the most suitable for Heusler alloys because of the localized nature of the magnetism in these systems.² Within this model the effective exchange interaction between distant magnetic atoms can be separated into two contributions: $J_{\text{indirect}} = J_{\text{RKKY}} + J_S$. The first term is an RKKY-like ferromagnetic term which stems from the interaction between the local moment and the conduction electron states inducing a spin polarization in conduction electron sea. In general, this interaction contains two distinct processes: electrostatic Coulomb exchange interaction and $sp-d$ mixing interaction. The former induce a net positive spin polarization while the contribution of latter is always negative and disappears in strong magnetic limit.¹⁷ Note that the amplitude of this polarization determines the strength of the RKKY-like exchange coupling. However, the second term has different origin, it arises from virtual-charge excitations in which electrons from local d states of the Mn are promoted above the Fermi sea providing an additional contribution to the indirect exchange coupling. This term depends mostly on the distance of the unoccupied Mn $3d$ peaks from the Fermi level. The closer the peaks to the Fermi level the stronger the J_S . Moreover, in contrast to the first term, this second term is always antiferromag-

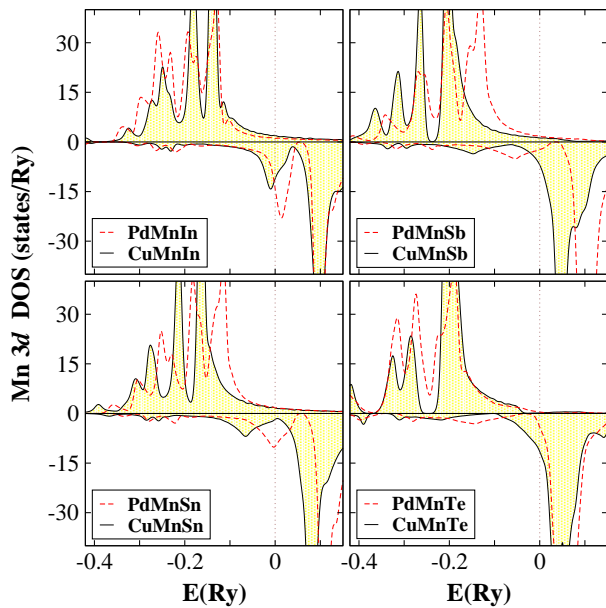


FIG. 3: (Color online) Spin resolved Mn 3d density of states in PdMnZ and CuMnZ ($Z = \text{In, Sn, Sb, Te}$) for stoichiometric compositions. Vertical dotted lines denote the Fermi level.

netic and its strength decays exponentially with distance. The overall magnetic behavior depends on competition of these two terms as exemplified by the present systems.

Now we turn to the interpretation of the DFT results in terms of these two mechanisms. To estimate the relative contribution of the ferromagnetic RKKY-like exchange we present in Fig. 2 the calculated conduction electron spin polarization in PdMnZ and CuMnZ as a function of the electron number of the Z constituent. The analysis of the calculational data allows to make a number of important conclusions. First, in both systems the direction of the induced spin polarization is opposite to the direction of the Mn moment in a broad interval of compositions. This feature reveals the primary role of underlying $sp-d$ mixing interaction in exchange coupling and justifies the use of the Anderson $s-d$ model for the description of the magnetism in these systems. It is worth to note that, in agreement with the present findings, recent experiments on ferromagnetic full-Heusler compounds Cu_2MnAl and Ni_2MnSn gave a large conduction electron spin polarization that is antiferromagnetically coupled to Mn magnetic moment.^{18,19}

Another remarkable feature we obtained is a very clear relation between the spin polarization and the mean-field Curie temperature (or exchange parameters) in a large part of the phase diagram (see Fig. 2). Indeed, the compounds with very large spin polarization are characterized by very high Curie temperatures. Interestingly, for the zero polarization also the Curie temperature van-

ishes reflecting the dominating character of the ferromagnetic RKKY-like exchange mechanism in establishing magnetic properties. However, at some regions superexchange mechanism becomes important. This can be seen in Fig. 2 where for $\text{PdMnIn}_{1-x}\text{Sn}_x$ ($x < 0.8$) system we obtain an antiferromagnetic order in spite of very large spin polarization. To gain further insight into the nature of this coupling we present in Fig. 3 the spin resolved Mn 3d density of states of PdMnZ and CuMnZ for stoichiometric compositions. As pointed out earlier this mechanism is more sensitive to the properties of the unoccupied Mn 3d peaks. For PdMnIn there is a large peak just above the Fermi level and, as a result the antiferromagnetic superexchange dominates over the ferromagnetic RKKY exchange giving rise to an AFM order. In transition from In to Sn this peak gradually decreases and, therefore, the superexchange becomes less important. Around $Z = \text{Sb}$ this peak almost disappears leading to the FM order. However, another large peak becomes close to the Fermi level when Z approaches Te. This turns the system from a ferromagnetic state into an antiferromagnetic one with a non-collinear ordering in between due to competition of these two mechanisms. The situation is very similar in the case of CuMnZ where we also obtain a rich magnetic behavior.

Finally, we would like to comment on the magnetic behavior of the systems having non-magnetic X or Z elements from the same column of the Periodic table ($X = \text{Ni, Pd, Pt or Cu, Ag, Au, Z = Al, Ga, In, etc.}$). For these non-studied compounds we expect a similar behavior on the basis of previous experimental and theoretical studies.^{2,11} Indeed, as seen in Fig. 2 the XMnSb compounds with $X = \text{Ni, Pd, Pt}$ have similar values of the Curie temperature and are strongly ferromagnetic. Our results for ground state magnetic order and finite temperature properties compare well with the existing experimental data. In particular, the observed trend in the variation of the Curie temperature of $\text{AuMnSn}_{1-x}\text{Sb}_x$ is very well described by our calculations.¹³

In conclusion, the magnetic behavior of the semi-Heusler alloys can be described in terms of the competition of two exchange mechanisms: ferromagnetic RKKY-like exchange and antiferromagnetic superexchange. We found that each mechanism depends on certain parameter. In the case of large conduction electron spin polarization and the unoccupied Mn 3d states lying far from the Fermi level, an RKKY-like ferromagnetic interaction is dominating while antiferromagnetic superexchange becomes important in the presence of the peaks of unoccupied Mn 3d states close to the Fermi energy. Various magnetic phases are obtained depending on these characteristics. These findings suggest a practical tool for the design of the materials with given properties.

* Electronic address: e.sasioglu@fz-juelich.de

† Electronic address: lsandr@mpi-halle.de

- [‡] Electronic address: bruno@mpi-halle.de
- ¹ R. A. de Groot, F. M. Mueller, P. G. van Engen, and K. H. J. Buschow, *Phys. Rev. Lett.* **50** 2024 (1983).
- ² P. J. Webster and K. R. A. Ziebeck, in *Alloys and Compounds of d-Elements with Main Group Elements. Part 2.*, edited by H. R. J. Wijn, Landolt-Boörnstein, New Series, Group III, Vol. 19/c (Springer-Verlag, Berlin 1988).
- ³ I. Galanakis, P. H. Dederichs, and N. Papanikolaou, *Phys. Rev. B* **66** 134428 (2002).
- ⁴ I. Galanakis, M. Ležaić, G. Bihlmayer, and S. Blügel, *Phys. Rev. B* **71** 214431 (2005).
- ⁵ J. Ruzs, L. Bergqvist, J. Kudrnovský, and I. Turek, *Phys. Rev. B* **73** 214412 (2006).
- ⁶ Y. Kurtulus, R. Dronskowski, G. D. Samolyuk, and V. P. Antropov, *Phys. Rev. B* **71** 014425 (2005).
- ⁷ S. Picozzi, A. Continenza, and A. J. Freeman, *Phys. Rev. B* **66** 094421 (2002).
- ⁸ T. Zayak, P. Entel, J. Enkovaara, A. Ayuela, and R. M. Nieminen, *Phys. Rev. B* **68** 132402 (2003).
- ⁹ I. Takeuchi, O. O. Famodu, J. C. Read, M. A. Aronova, K.-S. Chang *et al.*, *Nature Mater.* **2** 180 (2003).
- ¹⁰ T. Krenke, E. Duman, M. Acet, E. F. Wassermann, X. Moya *et al.*, *Nature Mater.* **4** 450 (2005).
- ¹¹ E. Şaşıoğlu, L. M. Sandratskii, and P. Bruno, *Phys. Rev. B* **70**, 024427 (2004).
- ¹² S. K. Ren, W. Q. Zou, J. Gao, X. L. Jiang, F. M. Zhang and Y. W. Du, *J. Mag. Magn. Mater.* **288** 276 (2005).
- ¹³ C. Walle, L. Offernes and A. Kjekshus, *J. Alloys and Comp.* **349** 105 (2003).
- ¹⁴ S. V. Halilov, H. Eschrig, A. Y. Perlov, and P. M. Oppeneer, *Phys. Rev. B* **58** 293 (1998).
- ¹⁵ P. W. Anderson, *Phys. Rev.* **124** 41 (1961).
- ¹⁶ Z-P. Shi, P. M. Levy, and J. L. Fry, *Phys. Rev. B* **49** 15159 (1994).
- ¹⁷ R. E. Watson, A. J. Freeman, and S. Koide, *Phys. Rev.* **186** 625 (1969).
- ¹⁸ E. Zukowski, A. Andrejczuk, L. Dobrzyński, M. J. Cooper *et al.*, *J. Phys.: Condens. Matter* **9** 10993 (1997).
- ¹⁹ A. Deb, N. Hiraoka, M. Itou, Y. Sakurai, M. Onodera, and N. Sakai, *Phys. Rev. B* **63** 205115 (2001).