

# Time Reversal Polarization and a $Z_2$ Adiabatic Spin Pump

Liang Fu and C.L. Kane

*Dept. of Physics and Astronomy, University of Pennsylvania, Philadelphia, PA 19104*

We introduce and analyze a class of one dimensional insulating Hamiltonians which, when adiabatically varied in an appropriate closed cycle, define a “ $Z_2$  pump”. For an isolated system a single closed cycle of the pump changes the expectation value of the spin at each end even when spin orbit interactions violate the conservation of spin. A second cycle, however returns the system to its original state. When coupled to leads, we show that the  $Z_2$  pump functions as a spin pump in a sense which we define, and transmits a finite, though non quantized spin in each cycle. We show that the  $Z_2$  pump is characterized by a  $Z_2$  topological invariant that is analogous to the Chern invariant that characterizes a topological charge pump. The  $Z_2$  pump is closely related to the quantum spin Hall effect, which is characterized by a related  $Z_2$  invariant. This work presents an alternative formulation which clarifies both the physical and mathematical meaning of that invariant. A crucial role is played by time reversal symmetry, and we introduce the concept of the time reversal polarization, which characterizes time reversal invariant Hamiltonians and signals the presence or absence of Kramers degenerate end states. For non interacting electrons we derive a formula for the time reversal polarization which is analogous to the Berry’s phase formulation of the charge polarization. For interacting electrons, we show that abelian bosonization provides a simple formulation of the time reversal polarization. We discuss implications for the quantum spin Hall effect, and argue in particular that the  $Z_2$  classification of the quantum spin Hall effect is valid in the presence of electron electron interactions.

PACS numbers: 73.43.-f, 72.25.Hg, 75.10.Pq, 85.75.-d

## I. INTRODUCTION

In recent years, the advent of spintronics has motivated the search for methods of generating spin currents with little or no dissipation. One class of proposals involves designing an adiabatic pump in which the cyclic variation of some control parameters results in the transfer of spin across an otherwise insulating structure<sup>1,2,3,4</sup>. Such a spin pump has been realized in quantum dot structures<sup>5</sup>. A second class of proposals involves using the spin Hall effect to generate a spin current using an electric field<sup>6,7</sup>. Interest in this approach has been stimulated by the experimental observation of spin accumulation induced by the spin Hall effect in doped GaAs structures<sup>8,9</sup>. In these experiments the spin current is accompanied by a dissipative charge current. This motivated Murakami, Nagaosa and Zhang<sup>10</sup> to propose an interesting class “spin Hall insulator” materials which are band insulators that have, according to a Kubo formula, a large spin Hall conductivity. However, the spin current which flows in the bulk of these materials is not a transport current, and can not be simply measured or extracted. A crucial ingredient for the generation of transport currents is the existence of gapless extended edge states. Such states are generically not present in the spin Hall insulators<sup>11</sup>.

Motivated by the spin Hall insulator proposal, we introduced a model of graphene in which the symmetry allowed spin orbit interactions lead to a quantum spin Hall effect<sup>12,13</sup>. A related phase has been proposed for *GaAs* in the presence of a uniform strain gradient<sup>14</sup>. This phase is characterized by a bulk excitation gap and gapless edge excitations. In the special case where the spin  $S_z$  is conserved, this phase can be viewed as two copies

of the quantum Hall state introduced by Haldane<sup>15</sup>. The phase persists, however, in the presence of spin nonconserving interactions as well as disorder<sup>12,13,16</sup>. Time reversal symmetry protects the gapless edge states when electron interactions are weak, though strong interactions can open an energy gap at the edge accompanied by time reversal symmetry breaking<sup>17,18</sup>. We argued that the quantum spin Hall phase is distinguished from a band insulator by a  $Z_2$  topological index<sup>13</sup>, which is a property of the bulk system defined on a torus. We suggested a formula for this index in terms of the Bloch wavefunctions. However, the physical meaning of this formula and its relation to the edge states was not explicit.

When placed on a cylinder (or equivalently a Corbino disk), the quantum spin Hall system defines a kind of adiabatic pump as a function of the magnetic flux threading the cylinder. In the case where  $S_z$  is conserved, advancing the flux by one flux quantum results in the transfer of spin  $\Delta S_z = \hbar$  from one end of the cylinder to the other. This is a spin pump, whose operation is analogous to a charge pump which could be constructed with a quantum Hall state on a cylinder. As envisioned by Thouless and co workers in the 1980’s<sup>19,20</sup>, the adiabatic charge pumping process is characterized by a topological invariant - the Chern number - which is an integer that determines the quantized charge that is pumped in the course of a cycle. Equivalently, the Chern number provides a topological classification of the two dimensional quantum Hall state<sup>21,22,23,24</sup>. When  $S_z$  is conserved, similar ideas can be used to describe a quantized adiabatic spin pump<sup>4</sup>.

A local conservation law is essential for this type of topological pumping process. For a finite system with closed ends, the eigenstates before and after a complete

cycle must be distinct. This means that two energy levels must cross in the course of the cycle. In the case of the charge pump, that level crossing is protected by local charge conservation because the two states differ in their eigenvalue of the charge at each end. In the absence of a conservation law there will, in general, be no level crossings, and the system will be in the same state before and after the cycle.

Unlike charge, spin does not obey a fundamental conservation law, so unless spin non conserving processes can be made very small it is not possible to define an adiabatic spin pump that works analogously to the Thouless charge pump. Nonetheless, in Ref. 13 we argued that *time reversal symmetry* introduces a conservation law which allows for a topological pumping process. Specifically, we showed that for a quantum spin Hall state on a cylinder the eigenstates before and after adiabatic flux insertion are orthogonal, and can not be connected by any local time reversal invariant operator. When a second flux is added, however, the system returns to its original ground state. In this sense, the quantum spin Hall effect defines a “ $Z_2$  pump”. In one cycle there is no charge transferred between the two ends. Since spin is not conserved, the two states can not be distinguished by a spin quantum number (though the expectation value of the spin at the end changes by a non quantized amount). The question therefore arises: What is it that is pumped between the ends of the cylinder?

In this paper we examine this issue carefully and introduce a class of one dimensional models that exhibit a similar pumping behavior that is protected by time reversal symmetry. The “ $Z_2$  spin pump” is analogous to the quantum spin Hall effect in the same sense that the charge pump is analogous to the ordinary quantum Hall effect. We introduce the concept of the *time reversal polarization*, a  $Z_2$  quantity which signals whether or not a time reversal invariant one dimensional system has a Kramers degeneracy associated with its ends. We show that the change in the time reversal polarization in the course of an adiabatic cycle is related to a  $Z_2$  topological invariant which distinguishes a  $Z_2$  spin pump from a trivial cycle of an insulator which pumps nothing. This  $Z_2$  invariant is equivalent to the invariant introduced in Ref. 13 to characterize the quantum spin Hall effect. The present work, however, provides an alternative formulation which clarifies both the physical and mathematical meaning of the invariant.

We study a family of one dimensional Hamiltonians which have a bulk energy gap and a length which is much larger than the exponential attenuation length associated with that gap. We suppose the Hamiltonian depends continuously on a “pumping parameter”  $t$ , satisfying the following properties:

$$H[t + T] = H[t], \quad (1.1)$$

$$H[-t] = \Theta H[t] \Theta^{-1}, \quad (1.2)$$

where  $\Theta$  is the time reversal operator. In the case that

the one dimensional system corresponds to a two dimensional system on a cylinder  $t/T$  may be viewed as the magnetic flux threading the cylinder in units of the flux quantum. In the course of the cycle time reversal symmetry is broken. However, the second constraint ensures that the system passes through *two* distinct points  $t_1^* = 0$  and  $t_2^* = T/2$  at which the Hamiltonian is time reversal invariant. Condition (1.2) may be relaxed somewhat, but it is essential that there exist two distinct time reversal invariant points  $t_1^*$  and  $t_2^*$  where (1.2) is locally valid. The existence of two such points plays a crucial role in the topological classification of the pumping cycle. In particular, we will show that pumping cycles in which  $H[t_1^*]$  and  $H[t_2^*]$  have different time reversal polarization are topologically distinct from trivial cycles.

We will begin in section II by introducing a simple one dimensional tight binding model which exemplifies the  $Z_2$  spin pump. This model is closely related to a model of a spin pump that was recently introduced by Shindou<sup>4</sup> which may be applicable to certain spin 1/2 quantum spin chains, such as Cu-benzonate and Yb<sub>4</sub>As<sub>3</sub>. This tight binding model incorporates spin non conserving spin orbit interactions and provides a concrete illustration of the  $Z_2$  pumping effect.

In section III we provide a general formulation of the time reversal polarization for non interacting electrons. Our discussion closely parallels the theory of charge polarization<sup>25,26,27,28,29</sup>, in which the charge polarization is related to the Berry’s phase of Bloch wavefunctions. We show how the change in the time reversal polarization defines a  $Z_2$  topological invariant characterizing the pumping cycle.

In section IV we argue that the notion of time reversal polarization and the topological classification that follows from it can be generalized to interacting systems. We describe an interacting version of our 1d model using abelian bosonization. This provides a different formulation of the time reversal polarization, which is well defined in the presence of interactions.

In section V we conclude by addressing two issues. In VA we discuss the implications of the time reversal polarization for the quantum spin Hall effect. We argue that the two dimensional quantum spin Hall phase is a distinct phase from a band insulator even in the presence of electron electron interactions. We then prove that this phase either has gapless edge excitations or exhibits a ground state degeneracy associated with time reversal symmetry breaking at the edge. We also comment on a proposal by Sheng, Weng, Sheng and Haldane<sup>30</sup> to classify the quantum spin Hall effect in terms of a Chern number matrix.

In VB we ask whether the  $Z_2$  spin pump we have defined can actually pump spin. Despite the fact that the isolated pump returns to its original state after two cycles, we argue that when connected weakly to leads, the  $Z_2$  pump *does* pump spin, although the amount of spin pumped in each cycle is not quantized.

In the Appendix we relate different mathematical formulations of the  $Z_2$  topological invariant. We begin by

showing that, like the Chern invariant, the  $Z_2$  invariant can be interpreted as an obstruction to globally defining wavefunctions, *provided* a constraint relating time reversed wavefunctions is enforced. We then prove that the invariant derived in this paper is equivalent to the one introduced in Ref. 13.

## II. TIGHT BINDING MODEL

In this section we introduce a one dimensional tight binding model of the  $Z_2$  spin pump. This model is closely related to a model introduced by Shindou as an adiabatic spin pump<sup>4</sup>. Shindou considered an antiferromagnetic spin 1/2 Heisenberg chain to which two perturbations which open a gap in the excitation spectrum are added. The first term is a staggered magnetic field  $h_{st}$  which locks the spins into a Neel ordered state. The second is a staggered component to the exchange interaction  $\Delta J_{st}$ , which leads to a dimerized state. Interestingly, Shindou suggested that this model may be relevant to certain  $S = 1/2$  quantum spin chains, such as Cu-benzonate and  $\text{Yb}_4\text{As}_3$ , in which spins reside at two crystallographically inequivalent sites. He argued that in these systems  $h_{st}$  can be controlled by applying a *uniform* magnetic field, and  $\Delta J_{st}$  can be controlled with a uniform electric field.

Shindou showed that a cycle in which  $\Delta J_{st}$  and  $h_{st}$  are adiabatically varied defines a topological spin pump, which transfers  $S_z = \hbar$  in each cycle. The topological quantization of Shindou's pump requires the conservation of  $S_z$ . In general, however,  $S_z$  non conserving processes are allowed by symmetry. In particular the Dzyaloshinskii-Moriya interaction,  $\mathbf{d} \cdot (\mathbf{S}_1 \times \mathbf{S}_2)$ , is allowed, and will inevitably lead to the violation of  $S_z$  conservation. We will argue, however, that provided the system retains time reversal invariance when  $h_{st} = 0$  this system remains a  $Z_2$  spin pump even in the presence of the Dzyaloshinskii-Moriya interaction.

We study a non interacting electron version of the Shindou model, where in addition to the spin degree of freedom we allow charge fluctuations. Consider a one dimensional tight binding model with a staggered magnetic field, a staggered bond modulation as well as a time reversal invariant spin orbit interaction,

$$H = H_0 + V_h + V_t + V_{so}, \quad (2.1)$$

where

$$H_0 = t_0 \sum_{i,\alpha} \left( c_{i\alpha}^\dagger c_{i+1\alpha} + c_{i+1\alpha}^\dagger c_{i\alpha} \right), \quad (2.2)$$

$$V_h = h_{st} \sum_{i,\alpha\beta} (-1)^i \sigma_{\alpha\beta}^z c_{i\alpha}^\dagger c_{i\beta}, \quad (2.3)$$

$$V_t = \Delta t_{st} \sum_{i,\alpha} (-1)^i (c_{i\alpha}^\dagger c_{i+1\alpha} + c_{i+1\alpha}^\dagger c_{i\alpha}) \quad (2.4)$$

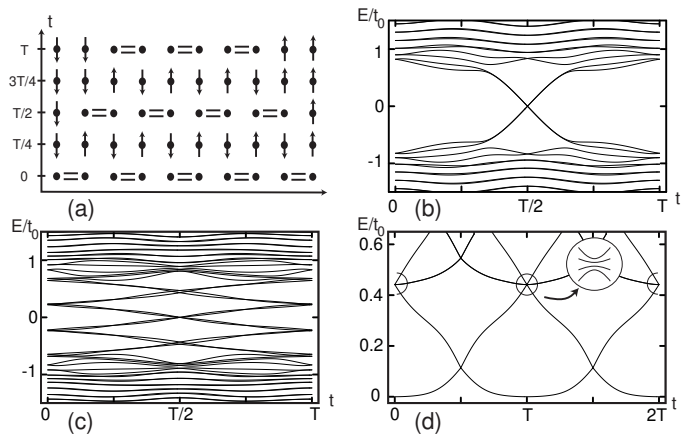


FIG. 1: (a) Schematic representation of the groundstate of Eqs. (2.1-2.5) for various  $t$ . The groundstates at the time reversal invariant points  $t = 0$  and  $t = T/2$  are distinguished by the presence of Kramers degenerate end states. (b) Single particle energy levels  $E_n(t)$  for a 24 site chain with  $\Delta t_{st}^0/t_0 = .4$ ,  $h_{st}^0/t_0 = .8$  and  $\vec{e}_{so}/t_0 = .1\hat{y}$ . (c) Single particle energy levels  $E_n(t)$  for a 24 site chain with 12 extra sites added at each end. (d) Low energy many body energy levels associated with one end of the chain. The degeneracy at  $t = T/2$  and  $t = 3T/2$  is protected by time reversal symmetry. The inset shows how electron electron interactions lifts the degeneracy at  $t = 0$ ,  $t = T$  and  $t = 2T$ .

and

$$V_{so} = \sum_{i,\alpha,\beta} i\vec{e}_{so} \cdot \vec{\sigma}_{\alpha\beta} (c_{i\alpha}^\dagger c_{i+1\beta} - c_{i+1\alpha}^\dagger c_{i\beta}). \quad (2.5)$$

Here  $\vec{e}_{so}$  is an arbitrary vector characterizing the spin orbit interaction. This term explicitly violates the conservation of  $S_z$ , playing a role similar to the Dzyaloshinskii-Moriya interaction in Shindou's model. We consider an adiabatic cycle in which

$$(\Delta t_{st}, h_{st}) = (\Delta t_{st}^0 \cos(2\pi t/T), h_{st}^0 \sin(2\pi t/T)). \quad (2.6)$$

Since  $V_h$  is odd under time reversal, while  $V_t$  is even, condition (1.2) is clearly satisfied. At  $t = 0$  and  $T/2$  the Hamiltonian is time reversal invariant.

In Fig. 1(a) we depict groundstates in the strong coupling limit at representative points along the cycle. At  $t = T/4$  and  $t = 3T/4$   $V_h$  dominates and locks the spins into a Neel ordered state. At  $t = 0$  and  $t = T/2$ ,  $V_t$  dominates, and the system is dimerized with singlet pairs of electrons occupying alternate bonds. Importantly, the groundstate at  $t = T/2$  is distinguished from the groundstate at  $t = 0$  by the presence of *unpaired* spins at each end.

When  $V_{so} = 0$   $S_z$  is conserved, and this model describes a spin pump. In this case  $V_h + V_t$  can be decomposed into two independent periodic potentials which lock the densities of the up and down spin particles and slide in opposite directions as a function of  $t$ . As  $t$  evolves from 0 to  $T$ , the periodic potentials slide by one lattice

constant. Provided there is “space” for the added spin at the ends, spin  $\hbar$  will accumulate at the end following each cycle.

We wish to understand how this spin pump is modified when  $V_{so} \neq 0$ , so that  $S_z$  is not conserved. In Fig. 1(b) we plot the single particle energy levels for a 24 site chain as a function of  $t$  for nonzero  $V_{so}$ . The bulk energy gap can be clearly seen with continuum states above and below. The energy levels that cross the gap are end states. Each line consists of two states which are localized at opposite ends. The crossing of the end states at  $t = T/2$  will play a critical role in what follows. When  $V_{so} = 0$  the degeneracy at  $T/2$  is protected by spin conservation because the two states at each edge have  $S_z = \pm\hbar/2$ . Nonzero  $V_{so}$  does *not* lift the degeneracy provided the Hamiltonian remains time reversal invariant at  $T/2$ . The two end states form a Kramers doublet whose degeneracy can not be broken by any time reversal invariant perturbation.

Because of the level crossing at  $t = T/2$  it is clear that a system which starts in the ground state at  $t = 0$  will be in an excited state at  $t = T$ . However, since the end states merge with the continuum the excitation will not be localized near the edge, and bulk particle-hole pairs will be excited. This is because there is no “space” to put the excitations at the ends. In section VB we will discuss the effect of connecting this pump to reservoirs which allow the end states to be “emptied” without exciting bulk particle-hole pairs. For the purpose of this section, however, we will study the operation of an isolated pump by adding several sites at the ends of the chain for which  $V_h$  and  $V_t$  vanish. This introduces additional midgap states localized at each end, allowing the cycle to proceed without generating bulk excitations.

Fig. 1(c) shows the energy levels as a function of  $t$  with the extra sites added at each end. There are now several midgap states at each end. Since all of the midgap states are localized at one end or the other, the low energy excitations of the system can be factorized as a product of excitations at each of the two ends.

In Fig. 1(d) we plot for  $0 < t < 2T$  the energies of the lowest few many body eigenstates associated with a single end, obtained by considering particle hole excitations built from the single particle states localized at that end. Though this picture was computed for non interacting electrons, it is clear that the Kramers degeneracy of the groundstate at  $t = T/2$  and  $3T/2$  will be robust to the addition of electron electron interactions. The first excited state at  $T = 0, T$  and  $2T$  in Fig. 1(d) is four fold degenerate (the middle level coming into that point is doubly degenerate). This degeneracy, however, is an artifact of non interacting electrons. The degeneracy is present because there are four ways of making particle hole excitations with two pairs of Kramers degenerate states. Electron electron interactions, however, will in general split this degeneracy, as shown in the inset, so there will be no level crossing at  $t = T$ .

We thus conclude that when the isolated pump starts

in its ground state at  $t = 0$ , it arrives in an excited state after one complete cycle at  $t = T$ . After a second cycle, however, at  $t = 2T$  the system returns to its original state. For this reason, we call it a “ $Z_2$  pump”. It is possible that by coupling to other degrees of freedom an *inelastic* process (such as emitting a phonon) could cause the excited state to relax back to the ground state. Nonetheless, there is an important distinction between this adiabatic process which generates an excited state and one that does not. In section VB we will return to this issue when we discuss connecting the pump to leads. The nontrivial operation of a single cycle depends critically on the time reversal symmetry at  $t = T/2$ . Breaking time reversal symmetry at that point leads to an avoided crossing of the energy levels, so that the system returns adiabatically to its original state at  $t = T$ .

From the point of view of the end states, the non trivial pumping effect arises because there exist Kramers degenerate end states at  $T = T/2$ , but not at  $T = 0$ . In the next section we show that this property is determined by the topological structure of the *bulk* Hamiltonian,  $H(t)$ .

### III. TIME REVERSAL POLARIZATION AND $Z_2$ INVARIANT

In this section we introduce the time reversal polarization for non interacting electrons and show that changes in it define a topological invariant. Our discussion will parallel the theory of charge polarization in insulators<sup>25,26,27,28,29</sup>. In order to establish this connection and to define our notation we will therefore begin by reviewing that theory, which relates the charge polarization to the average center of Wannier orbitals, which in turn are related to the Berry’s phase of the Bloch wavefunctions. We next consider the role of Kramers’ degeneracy in time reversal invariant systems and define a corresponding time reversal polarization in terms of the difference between the Wannier centers of Kramers degenerate bands. Finally, we show that the *change* in the time reversal polarization between  $t = 0$  and  $t = T/2$  of the pumping cycle defines a  $Z_2$  topological invariant which distinguishes a nontrivial  $Z_2$  pump from a trivial cycle.

#### A. Review of theory of charge polarization

Consider a one dimensional system with lattice constant  $a = 1$ , length  $L = N_c$  with periodic boundary conditions and  $2N$  occupied bands. The normalized eigenstates for the  $n$ ’th band can then be written in terms of cell periodic Bloch functions as

$$|\psi_{n,k}\rangle = \frac{1}{\sqrt{N_c}} e^{ikx} |u_{n,k}\rangle. \quad (3.1)$$

We may define Wannier functions associated with each unit cell associated with lattice vector  $R$  as

$$|R, n\rangle = \frac{1}{2\pi} \int dk e^{-ik(R-r)} |u_{k,n}\rangle. \quad (3.2)$$

The Wannier functions are not unique because they depend on a gauge choice for  $|u_{k,n}\rangle$ . In addition to changing the phases of the individual wavefunctions, the wavefunctions can be mixed by a general  $U(2N)$  transformation of the form

$$|u_{k,n}\rangle \rightarrow \sum_m U_{nm}(k) |u_{k,m}\rangle. \quad (3.3)$$

After this transformation,  $|u_{k,n}\rangle$  need no longer be the individual eigenstates of the Hamiltonian, but rather should be interpreted as basis vectors spanning the space spanned by the  $2N$  occupied eigenstates. The Slater determinant of the  $2N$  wavefunctions is unchanged up to a phase.

Marzari and Vanderbilt<sup>29</sup> have provided a prescription for choosing  $U_{nm}(k)$  to optimally localize the Wannier wavefunctions. Here, however, we are concerned with the total charge polarization, which is insensitive to the details of  $U_{nm}(k)$ . The polarization is given by the sum over all of the bands of the center of charge of the Wannier states associated with  $R = 0$ , and may be written<sup>25,26</sup>

$$P_\rho = \sum_n \langle 0, n | r | 0, n \rangle = \frac{1}{2\pi} \oint dk \mathcal{A}(k). \quad (3.4)$$

where the  $U(1)$  Berry's connection is given by

$$\mathcal{A}(k) = i \sum_n \langle u_{k,n} | \nabla_k | u_{k,n} \rangle. \quad (3.5)$$

The integral is over the Brillouin zone from  $k = -\pi$  to  $\pi$ . If we require that the wavefunction  $|\psi_{n,k}\rangle$  be defined continuously in the reduced zone scheme, so that  $|\psi_{n,-\pi}\rangle = |\psi_{n,\pi}\rangle$  then  $\mathcal{A}(-\pi) = \mathcal{A}(\pi)$ , and the integral may be considered to be on a *closed* loop, despite the fact that  $|u_{n,k}\rangle$  is discontinuous from  $-\pi$  to  $\pi$ <sup>26</sup>. Under  $U(2N)$  a transformation which preserves this continuity  $P_\rho$  is invariant up to a lattice constant. For a transformation in which the  $U(1)$  phase of  $U_{mn}(k)$  advances by  $2\pi m$  when  $k$  advances around the Brillouin zone  $P_\rho \rightarrow P_\rho + m$ . This reflects the fact that the polarization can only be defined up to a lattice vector.

*Changes* in the polarization induced by a continuous change in the Hamiltonian  $H[t]$  are, however, well defined. Thus, if the wave functions  $|u_{k,n}(t)\rangle$  are defined *continuously* between  $t_1$  and  $t_2$  for all  $k$  in the Brillouin zone, then we may write

$$P_\rho[t_2] - P_\rho[t_1] = \frac{1}{2\pi} \left[ \oint_{c_2} dk \mathcal{A}(t, k) - \oint_{c_1} dk \mathcal{A}(t, k) \right], \quad (3.6)$$

where  $c_{1(2)}$  is the loop  $k = -\pi$  to  $\pi$  for fixed  $t = t_{1(2)}$ . Using Stokes theorem, this can be written as an integral

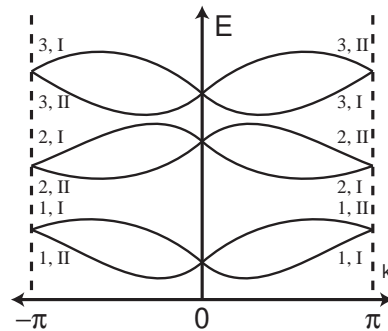


FIG. 2: Schematic one dimensional band structure with spin orbit interactions. The energy bands come in time reversed pairs which are degenerate at  $k = 0$  and  $k = \pi$ .

of the Berry curvature

$$\mathcal{F}(t, k) = i \sum_n (\langle \nabla_t u_{k,n}(t) | \nabla_k u_{k,n}(t) \rangle - c.c.) \quad (3.7)$$

over the surface  $\tau_{12}$  of the cylinder spanned by  $k$  and  $t$  bounded by  $c_1$  and  $c_2$ :

$$P_\rho[t_2] - P_\rho[t_1] = \frac{1}{2\pi} \int_{\tau_{12}} dt dk \mathcal{F}(t, k). \quad (3.8)$$

For a periodic cycle  $H[t+T] = H[t]$ , the change in the polarization over one cycle,  $P_\rho(T) - P_\rho(0)$  is given by the integral in (3.8) over the entire torus defined by  $t$  and  $k$ . This quantity is an integer and defines the first Chern number associated with the wavefunction  $|u_{k,n}(t)\rangle$  on the torus. The Chern number characterizes the charge pumped in each cycle. For a cycle which satisfies the time reversal constraint in Eq. (1.2),  $\mathcal{F}(-t, -k) = -\mathcal{F}(t, k)$ , so the Chern number is equal to zero.

## B. Time reversal Polarization for Kramers degenerate bands

Consider now a time reversal invariant system. The time reversal operator has the form

$$\Theta = e^{i\pi S_y / \hbar} K, \quad (3.9)$$

where  $S_y$  is spin operator and  $K$  is complex conjugation. Since  $\Theta^2 = -1$  for spin 1/2 electrons, it follows from Kramers' theorem that every Bloch state at wavevector  $k$  is degenerate with a time reversed Bloch state. Therefore, the energy bands come in pairs, which are degenerate at the two time reversal invariant points  $k^* = 0$  and  $\pi$ , as shown in Fig. 2. Note that in the presence of spin orbit interactions these bands can *not* be labeled with spin quantum numbers.

In section IIIA we related the charge polarization as the sum of the Wannier centers of all of the bands. Kramer's theorem guarantees, however that the Wannier states come in Kramer's degenerate pairs, in which

each pair has the same center. The idea is therefore to keep track of the center of *one* of the degenerate Wannier states per pair by defining a ‘‘partial polarization’’. This will contain more information than Eq. (3.4), which is the sum over both states.

For simplicity we assume that there are no degeneracies other than those required by time reversal symmetry. Therefore, the  $2N$  eigenstates may be divided into  $N$  pairs which satisfy

$$\begin{aligned} |u_{-k,\alpha}^I\rangle &= e^{i\chi_{k,\alpha}} \Theta |u_{k,\alpha}^{II}\rangle \\ |u_{-k,\alpha}^{II}\rangle &= -e^{i\chi_{-k,\alpha}} \Theta |u_{k,\alpha}^I\rangle, \end{aligned} \quad (3.10)$$

where  $\alpha = 1, \dots, N$ . The second equation follows from the first, along with the property  $\Theta^2 = -1$ . As shown in Fig. 2 these bands are defined continuously at the degeneracy points  $k^* = 0, \pi$ . This representation is not invariant under the general  $U(2N)$  transformation (3.3). However, that invariance will be restored below.

We define Wannier states associated with these two sets of bands along with the corresponding Wannier centers. By analogy with (3.4) the partial polarization associated with one of the categories  $s = I$  or  $II$  may then be written

$$P^s = \frac{1}{2\pi} \int_{-\pi}^{\pi} dk \mathcal{A}^s(k), \quad (3.11)$$

where

$$\mathcal{A}^s(k) = i \sum_{\alpha} \langle u_{k,\alpha}^s | \nabla_k | u_{k,\alpha}^s \rangle. \quad (3.12)$$

The partial polarizations are clearly invariant (up to a lattice translation) under changes in the phases of  $|u_{k,\alpha}^I\rangle$  and  $|u_{k,\alpha}^{II}\rangle$ . However, they appear to depend on the arbitrary choice of the labels  $I$  and  $II$  assigned to each band. We now show that the partial polarizations (3.11) can be written in a form that is invariant under a general  $U(2N)$  transformation of the form (3.3). To make this invariance explicit for  $P_I$  we treat the portions of the integral for positive and negative  $k$  separately,

$$P^I = \frac{1}{2\pi} \int_0^{\pi} dk [\mathcal{A}^I(k) + \mathcal{A}^I(-k)]. \quad (3.13)$$

For the second term we use the time reversal constraint (3.10) along with the fact that  $\langle \Theta u_{k,\alpha}^{II} | \nabla_k | \Theta u_{k,\alpha}^{II} \rangle = -\langle u_{k,\alpha}^{II} | \nabla_k | u_{k,\alpha}^{II} \rangle$  to write

$$\mathcal{A}^I(-k) = \mathcal{A}^{II}(k) - \sum_{\alpha} \nabla_k \chi_{k,\alpha}. \quad (3.14)$$

It then follows that

$$P^I = \frac{1}{2\pi} \left[ \int_0^{\pi} dk \mathcal{A}(k) - \sum_{\alpha} (\chi_{\pi,\alpha} - \chi_{0,\alpha}) \right]. \quad (3.15)$$

The first term is expressed in terms of the Berry’s connection  $\mathcal{A} = \mathcal{A}^I + \mathcal{A}^{II}$ . However, since the path of integration is not closed, the second term is necessary to preserve

gauge invariance. The second term, can be rewritten in a suggestive manner by introducing the  $U(2N)$  matrix which relates the time reversed wavefunctions,

$$w_{mn}(k) = \langle u_{-k,m} | \Theta | u_{k,n} \rangle. \quad (3.16)$$

In the representation (3.10)  $w_{mn}$  is a direct product of two by two matrices with  $e^{i\chi_{k,\alpha}}$  and  $-e^{i\chi_{-k,\alpha}}$  on the off diagonal. At  $k = 0$  and  $k = \pi$   $w_{mn}$  is *antisymmetric*. An antisymmetric matrix may be characterized by its Pfaffian, whose square is equal to the determinant. We then find that

$$\frac{\text{Pf}[w(\pi)]}{\text{Pf}[w(0)]} = \exp\left[i \sum_{\alpha} (\chi_{\pi,\alpha} - \chi_{0,\alpha})\right]. \quad (3.17)$$

Thus, the second term in (3.15) can be expressed in terms of  $\text{Pf}[w]$ . This leads to

$$P^I = \frac{1}{2\pi} \left[ \int_0^{\pi} dk \mathcal{A}(k) + i \log \left( \frac{\text{Pf}[w(\pi)]}{\text{Pf}[w(0)]} \right) \right]. \quad (3.18)$$

Using the identity  $\text{Pf}[XAX^T] = \text{Det}[X]\text{Pf}[A]$  it can be shown that under the  $U(2N)$  transformation (3.3)  $\text{Pf}[w] \rightarrow \text{Pf}[w]\text{Det}[U]$ . Both terms in (3.18) are thus clearly  $SU(2N)$  invariant. Moreover, under a  $U(1)$  transformation the two terms compensate one another, so  $P^I$  is  $U(2N)$  invariant. Like the charge polarization (3.4),  $P^I$  is only defined modulo a lattice vector. This is reflected in the ambiguity of the imaginary part of the log in (3.18) as well as the dependence of gauge transformations where the phase of  $|u_{k,n}\rangle$  advances by  $2\pi$  for  $0 < k < \pi$ .

A similar calculation can be performed for  $P^{II}$ , and it is clear from time reversal symmetry that  $P^{II} = P^I$  modulo an integer, reflecting the Kramer’s pairing of the Wannier states. From (3.4) and (3.11) the charge polarization is given by the sum of the two partial polarizations:

$$P_{\rho} = P^I + P^{II}. \quad (3.19)$$

We now define the *time reversal polarization* as the difference:

$$\begin{aligned} P_{\theta} &= P^I - P^{II} \\ &= 2P^I - P_{\rho}. \end{aligned} \quad (3.20)$$

This then has the form,

$$P_{\theta} = \frac{1}{2\pi} \left[ \int_0^{\pi} dk \mathcal{A} - \int_{-\pi}^0 dk \mathcal{A} + 2i \log \left( \frac{\text{Pf}[w(\pi)]}{\text{Pf}[w(0)]} \right) \right]. \quad (3.21)$$

This may be written more compactly in terms of  $w_{mn}$  as

$$P_{\theta} = \frac{1}{2\pi i} \left[ \int_0^{\pi} dk \text{Tr}[w^{\dagger} \nabla_k w] - 2 \log \left( \frac{\text{Pf}[w(\pi)]}{\text{Pf}[w(0)]} \right) \right]. \quad (3.22)$$



This can further be simplified by noting that the first term gives the winding of the  $U(1)$  phase of  $w_{mn}$  between 0 and  $\pi$ . Thus,

$$P_\theta = \frac{1}{2\pi i} \left[ \int_0^\pi dk \nabla_k \log \text{Det}[w(k)] - 2 \log \left( \frac{\text{Pf}[w(\pi)]}{\text{Pf}[w(0)]} \right) \right]. \quad (3.23)$$

Since  $\text{Det}[w] = \text{Pf}[w]^2$  this quantity is an integer, and the due to the ambiguity of the log, this integer is only defined modulo 2. Even and odd integers are distinct, however, and determine whether  $\text{Pf}[w(k)]$  is on the same branch or opposite branch of  $\sqrt{\text{Det}[w(k)]}$  at  $k = 0$  and  $\pi$ . An alternative way of writing it is thus,

$$(-1)^{P_\theta} = \frac{\sqrt{\text{Det}[w(0)]}}{\text{Pf}[w(0)]} \frac{\sqrt{\text{Det}[w(\pi)]}}{\text{Pf}[w(\pi)]}, \quad (3.24)$$

where the branches of  $\pm\sqrt{\text{Det}[w]}$  are chosen such that the branch chosen at  $k = 0$  evolves continuously along the path of integration in (3.23) into the branch chosen at  $k = \pi$  - eliminating the ambiguity of the square root.

Eqs. (3.21-3.24) are among the principle results of this paper, and can be regarded as a generalization accounting for time reversal symmetry of the Berry's phase formulation of the charge polarization<sup>26</sup>. The  $Z_2$  time reversal polarization  $P_\theta$  defines two distinct polarization states. In the next section we will argue that the value of  $P_\theta$  is related to the presence or the absence of a Kramers degenerate state at the end of a finite system. As is the case for  $P_\rho$ , the value of  $P_\theta$  is not meaningful by itself, because a gauge transformation  $|u_k^f\rangle \rightarrow e^{ik}|u_k^f\rangle$  changes its value. Equivalently, the presence or absence of a Kramers degeneracy at the end can not be determined from the state in the bulk, since it will depend on how the crystal is terminated. Nonetheless, the two values of  $P_\theta$  are topologically distinct in the sense that the value of  $P_\theta$  can not be altered by a continuous change in the Hamiltonian which preserves time reversal symmetry. However, in the next section we will argue that an adiabatic change in the Hamiltonian which preserves time reversal symmetry at the end points - but not in between - leads to a well defined change in  $P_\theta$ . This change defines a topological classification of distinct pumping procedures.

### C. $Z_2$ Invariant

In the previous subsection we focused on a time reversal invariant Hamiltonian, which occurs at  $t = 0$  and  $T/2$  in our pumping cycle. We now consider the continuous evolution of the Hamiltonian through the cycle and show that the change in the time reversal polarization which occurs in *half* the cycle defines a  $Z_2$  topological invariant which distinguishes a  $Z_2$  spin pump from a trivial cycle.

This physical meaning of this invariant is easiest to see pictorially by considering the shift in the Wannier centers in the course of one cycle. Fig. 3(a) depicts the centers of the occupied Wannier orbitals as a function of  $t$ . At

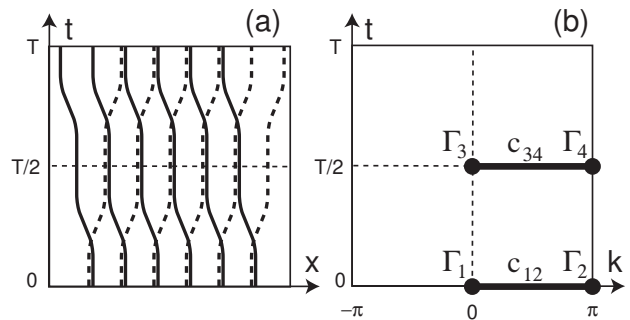


FIG. 3: (a) Schematic diagram showing the evolution of the centers of the time reversed pairs of Wannier states as a function of  $t$ . Between  $t = 0$  and  $t = T/2$  the Wannier states “switch partners”, resulting in the appearance of unpaired Wannier states at the end. (b) The torus defined by  $k$  and  $t$ , with the four time reversal invariant points  $\Gamma_i$  connected by paths  $c_{12}$  and  $c_{34}$ .

$t = 0, T/2$  and  $T$ , time reversal symmetry requires that the Wannier states come in time reversed pairs. However, in going from  $t = 0$  to  $t = T/2$  the Wannier states “switch partners”. In this process, the time reversal polarization, which tracks the difference between the positions of the time reversed Wannier states changes by one. In addition, this switching results in the appearance of an unpaired occupied Wannier state at each end. Since the Wannier states come in pairs, there must be twofold Kramers degeneracy associated with each end - resulting in a total degeneracy of four.

When the system evolves from  $t = T/2$  to  $t = T$ , there is another switch, and the time reversal polarization returns to its original value. However, since  $H[t] = \Theta H[T - t] \Theta^{-1}$ , the system with open ends does not return to its original state at  $t = 0$  but its ends are in an excited state because of the level crossing at  $t = T/2$ .

We now relate the occurrence of this non trivial pumping cycle to a topological property of the *bulk ground state* as a function of  $t$ . We thus consider the change in the time reversal polarization,  $P_\theta(t)$  between  $t = 0$  and  $t = T/2$ . Note that though  $P_\theta$  is not gauge invariant, the *change* in  $P_\theta$  is gauge invariant. This difference

$$\Delta = P_\theta(T/2) - P_\theta(0) \text{ mod } 2 \quad (3.25)$$

defines a  $Z_2$  topological invariant which characterizes the mapping from the torus defined by  $k$  and  $t$  to the wavefunctions:  $|u_{k,n}(t)\rangle$ . From (3.24) we may write this invariant as

$$(-1)^\Delta = \prod_{i=1}^4 \frac{\sqrt{\text{Det}[w(\Gamma_i)]}}{\text{Pf}[w(\Gamma_i)]}. \quad (3.26)$$

Here  $\Gamma_i$  are the four “time reversal invariant points” on the torus shown in Fig. 3(b). The branches of the square root are chosen as in (3.24) by continuously evolving  $\sqrt{\text{Det}[w(k,t)]}$  along the paths  $c_{12}$  and  $c_{34}$ . In order to apply this formula, it is crucial for the wavefunctions to

be defined *continuously* on the torus. It is always possible to find such smoothly defined wavefunctions via a transformation of the form (3.3) because the Chern number - which is the obstruction to doing so - is equal to zero.

In the Appendix we will relate different mathematical formulations of this invariant. We will first show that it can be interpreted as an obstruction to defining continuous wavefunctions provided an additional constraint relating the wavefunctions at time reversed points is enforced. This leads to a different formula for the invariant, which can be expressed in terms of the Berry's curvature  $\mathcal{F}$  and the Berry's connection  $\mathcal{A}$ . We will then prove that (3.26) is equivalent to the formula for the invariant introduced in Ref. 13.

#### IV. ELECTRON INTERACTIONS AND BOSONIZATION

The preceding discussion has focused on non interacting electrons. An important question is therefore whether or not these ideas apply to interacting systems. The presence or absence of a groundstate Kramers degeneracy associated with the ends of a finite interacting time reversal invariant system is clearly a well posed yes or no question. This suggests that the time reversal polarization is a well defined quantity - at least for non fractionalized phases for which the groundstate with periodic boundary conditions is non degenerate. Therefore, we believe the topological distinction of the  $Z_2$  pump is still present with interactions.

Calculating the time reversal polarization for interacting electrons is more subtle than for non interacting electrons. One possible approach would involve characterizing the *entanglement entropy*, as in Ref. 31, which is sensitive to the presence or absence of end states. In this section we adopt a simpler approach by studying an interacting version of the model introduced in section II using abelian bosonization. We find that bosonization provides a natural description of the time reversal polarization.

We begin with a continuum version of (2.1) described by the Hamiltonian density,

$$H = \psi^\dagger (iv_F \tau^z \partial_x + h_{st} \tau^x \sigma^z + \Delta t_{st} \tau^y + i \vec{e}_{so} \cdot \vec{\sigma} \tau^z) \psi. \quad (4.1)$$

Here  $\psi_{a\alpha}$  is a four component field, where the left and right moving fields  $a = L, R$  are specified by the eigenvalues of  $\tau_{ab}^z$  and the spin  $\alpha = \uparrow \downarrow$  by  $\sigma_{\alpha\beta}^z$ . We now bosonize according to

$$\psi_{a\alpha} = \frac{1}{\sqrt{2\pi x_c}} e^{i\phi_{a\alpha}}. \quad (4.2)$$

where  $x_c$  is a short distance cutoff. Define charge/spin variables so that  $\phi_{\uparrow/\downarrow\alpha} = \phi_{\rho\alpha} \pm \phi_{\sigma\alpha}$ , and charge/current variables (with  $\mu = \rho, \sigma$ ) as  $\phi_{\mu L/R} = \varphi_\mu \pm \theta_\mu$ . These obey  $[\partial_x \theta_\mu(x), \varphi_{\mu'}(x')] = i(\pi/2) \delta_{\mu\mu'} \delta(x-x')$ .

The bosonized Hamiltonian then has the form (2.1)

with

$$H_0 = \frac{v_F}{4\pi} [(\partial_x \varphi_\rho)^2 + (\partial_x \theta_\rho)^2 + (\partial_x \varphi_\sigma)^2 + (\partial_x \theta_\sigma)^2], \quad (4.3)$$

$$V_h = \frac{h_{st}}{2\pi x_c} \sin 2\theta_\rho \sin 2\theta_\sigma, \quad (4.4)$$

$$V_t = \frac{\Delta t_{st}}{2\pi x_c} \sin 2\theta_\rho \cos 2\theta_\sigma, \quad (4.5)$$

and

$$V_{so} = \frac{e_{so}^z}{\pi} \partial_x \varphi_\sigma + \frac{e_{so}^x}{2\pi x_c} \sin 2\theta_\sigma \cos 2\varphi_\sigma + \frac{e_{so}^y}{2\pi x_c} \sin 2\theta_\sigma \sin 2\varphi_\sigma. \quad (4.6)$$

In the absence of the spin orbit term, the spin sector of this Hamiltonian (when  $\theta_\rho$  is pinned at  $\pi/4$ ) is equivalent Shindou's model<sup>4</sup>. This Hamiltonian describes an insulating phase in which both  $\theta_\rho$  and  $\theta_\sigma$  are pinned.

First focus on the case  $h_{st} = 0$  where the Hamiltonian is time reversal invariant. If we choose a gauge such that  $\Theta \psi \Theta^{-1} = \tau^x \sigma^y \psi^*$ , the behavior of these operators under time reversal can be deduced:

$$\begin{aligned} \Theta \theta_\rho \Theta^{-1} &= \theta_\rho, & \Theta \varphi_\rho \Theta^{-1} &= -\varphi_\rho, \\ \Theta \theta_\sigma \Theta^{-1} &= -\theta_\sigma, & \Theta \varphi_\sigma \Theta^{-1} &= \varphi_\sigma + \pi/2. \end{aligned} \quad (4.7)$$

The time reversal invariance of the Hamiltonian when  $h_{st} = 0$  can easily be verified. It is now straightforward to consider time reversal invariant interaction terms, such as  $(\partial_x \theta_\rho)^2$ ,  $(\partial_x \theta_\sigma)^2$ ,  $\cos 4\theta_\rho$ ,  $\cos 4\theta_\sigma$ ,  $\cos 4\varphi_\sigma$ , etc. Provided these interaction terms (as well  $V_{so}$  defined above) are not too large, the system will retain its bulk gap and be in a phase in which  $\theta_\rho$  and  $\theta_\sigma$  are pinned.

We now identify the time reversal polarization with

$$P_\theta = 2\theta_\sigma/\pi \text{ mod } 2. \quad (4.8)$$

The apparent dependence of  $P_\theta$  on the spin quantization axis is an artifact of abelian bosonization. In fact,  $P_\theta$  is  $SU(2)$  invariant. This can be seen by noting that global spin rotations are generated by  $S^z \sim \int dx \partial_x \theta_\sigma$  and  $S^\pm \sim \int dx \exp \pm 2i\phi_\sigma$ . The latter obeys  $[\theta_\sigma, S^\pm] = \pm \pi S^\pm$ , so that  $[P_\theta, S^\pm] = 0$ . It can further be seen that even in the presence of spin nonconserving terms in  $V_{so}$  as well as the interaction terms discussed above,  $[P_\theta, H] = 0$ . Since  $\Theta P_\theta \Theta^{-1} = -P_\theta \text{ mod } 2$  there are two distinct possible values for the time reversal polarization:  $\langle P_\theta \rangle = 0$  or 1. Thus  $P_\theta$  can be used to classify time reversal invariant insulating states.

Consider a finite system with ends. We now argue that the value of  $P_\sigma$  determines the presence or absence of Kramers degenerate states at the ends. The end of a one dimensional system at  $x = 0$  must be characterized by a boundary condition for  $\theta_\sigma(x = 0)$ . Time reversal symmetry limits the possible values to  $\theta_\sigma(x = 0) = n\pi$ . The value of  $n$ , however, depends on how the lattice is terminated. First suppose that  $n = 0$ . Then, when  $P_\sigma =$



1, the pinning of  $\theta_\sigma$  in the bulk is not consistent with the boundary condition. The closest it can be is  $\langle \theta_\sigma \rangle = \pm\pi$ . Thus, near the end there must be a kink of  $\pm\pi$  in  $\theta_\sigma$  at the end. Time reversal symmetry requires these two possibilities to be degenerate, so there is a Kramers degeneracy of two at the end. On the other hand, when  $P_\sigma = 0$ , the bulk energy gap is “consistent” with the boundary condition, allowing for  $\theta_\sigma(x) = 0$  everywhere. The groundstate in this case is unique.

We thus conclude that bosonization provides an alternative approach for formulating the time reversal polarization in terms of  $\theta_\sigma$ , just as it allows for a formulation of the charge polarization  $P_\rho = \theta_\rho/\pi$ . This suggests that the topological distinction of the  $Z_2$  spin pump remains in the presence of electron interactions.

## V. DISCUSSION

### A. Relation to Quantum Spin Hall Effect

The quantum spin Hall phase introduced in Ref. 12 is a phase of a two dimensional electron system. In a manner analogous to Laughlin’s construction for the quantum Hall effect<sup>32</sup>, this phase, when compactified onto a cylinder, defines a  $Z_2$  pump of the sort studied in this paper. In this section we outline the implications of the present work for the quantum spin Hall effect. We begin by relating the  $Z_2$  index introduced in section III to the index which distinguishes the quantum spin Hall phase from a band insulator. We then discuss the presence or absence of gapless edge states in the quantum spin Hall effect. Finally, we comment on an alternative topological characterization of the quantum spin Hall effect in terms of a “Chern number matrix” that has recently been proposed by Sheng et al.<sup>30</sup>.

#### 1. $Z_2$ classification of quantum spin Hall phase

For non interacting electrons, the electronic phase of a two dimensional system with a bulk gap is characterized by the wavefunctions defined on the Brillouin zone torus,  $|u_n(k_x, k_y)\rangle$ . The relationship between the one dimensional  $Z_2$  pump and the two dimensional quantum spin Hall effect can be established by the identification of  $(k, t)$  with  $(k_x, k_y)$ . Eq. (1.2) then reflects the time reversal invariance of the two dimensional Hamiltonian. As we prove in the Appendix, the  $Z_2$  topological index introduced in Ref. 13 is equivalent to the  $Z_2$  index characterizing the pump. The considerations of this paper provide a natural physical interpretation of this index in terms of the change in the time reversal polarization in half of the cycle.

In addition, our observation that the time reversal polarization is related to the presence or absence of a Kramers degeneracy at the end suggests that the  $Z_2$  classification of time reversal invariant two dimensional

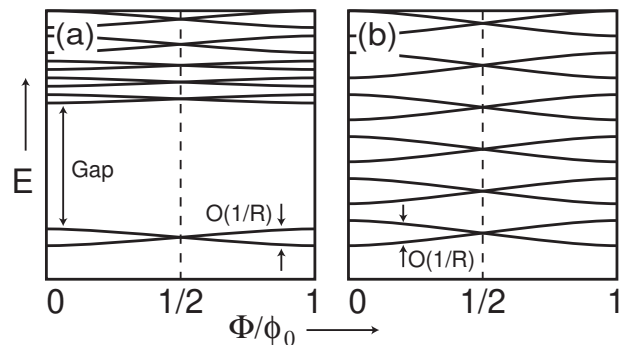


FIG. 4: Schematic plots of the many particle eigenstates of a cylindrical quantum spin Hall system of radius  $R$  as a function of the magnetic flux threading the cylinder. In each case there is a Kramers degeneracy when the flux  $\Phi$  is equal to  $h/2e$ . (a) There exist gapless edge excitations, whose energy level spacing goes to zero for  $R \rightarrow \infty$ . (b) There is an edge excitation gap which remains finite for  $R \rightarrow \infty$ , but the ground state is doubly degenerate.

ground states transcends the non interacting model for which it was derived. This means that the quantum spin Hall effect describes a phase that is distinct from a band insulator even in the presence of electron electron interactions.

#### 2. Edge states or not?

In the regular quantum Hall effect, the topological structure of the bulk state guarantees the existence of gapless edge excitations. The non trivial  $Z_2$  invariant, however, does *not* guarantee gapless edge states. As shown by Wu et al.<sup>17</sup> and Xu et al.<sup>18</sup>, when the interactions at the edge are sufficiently strong the edge can undergo a transition which opens a gap. The considerations of this paper allow us to prove that *either* there are gapless edge excitations *or* there is a ground state degeneracy at the edge associated with the breaking of time reversal symmetry.

To establish this proposition, consider the many particle eigenstates of the quantum spin Hall phase on a cylinder as a function of the magnetic flux through the cylinder. When the radius  $R$  of the cylinder large, then the  $O(1/R)$  change in the energy of the many particle eigenstates when the one half a flux is inserted will be much less than any energy gap. But in the quantum spin Hall state, the non trivial  $Z_2$  index requires the ground state to have a Kramers degeneracy at either  $\Phi = 0$  or  $\Phi = \phi_0/2$ , but not both. Thus there are two possibilities as schematically illustrated in Fig. 4. Either there are edge states with energy  $O(1/R)$  which become gapless for  $R \rightarrow \infty$  or the ground state is degenerate for  $R \rightarrow \infty$  and split by at most  $O(1/R)$  by the magnetic flux.

This required ground state degeneracy distinguishes the quantum spin Hall phase from that of a band in-

sulator. Unlike a band insulator, the quantum spin Hall state in a system with edges can *not* have a unique ground state with a gap for all excitations.

### 3. Other proposed classifications of the quantum spin Hall effect

We now comment on a different topological classification of the quantum spin Hall effect proposed by Sheng et al.<sup>30</sup> These authors defined a matrix of Chern numbers by considering a system with a generalized class of periodic boundary conditions. Specifically, they considered boundary conditions of the form  $\Phi(\dots, \mathbf{r}_{i\alpha} + \mathbf{L}_j, \dots) = \exp(i\theta_j^\alpha)\Phi(\dots, \mathbf{r}_{i\alpha}, \dots)$ , where  $\mathbf{L}_{j=x,y}$  define the periodicity and  $\theta_j^{\alpha=\uparrow,\downarrow}$  are *independent* phase twists for the up and down spins. They then characterized the topological classes of the groundstate wavefunction as a function of these phase twists, and defined a matrix of Chern numbers,  $C^{\alpha,\beta}$ .

Sheng et al. argued that this classification contains more information than the  $Z_2$  classification because it distinguishes quantum spin Hall states which belong to the same  $Z_2$  class. This can be illustrated by looking at the continuum version of the graphene model introduced in Ref. 12, described by the Hamiltonian

$$H = \psi^\dagger [-iv_F(\sigma_x\tau_z\partial_x + \sigma_y\partial_y) + \Delta_{so}\sigma_z\tau_zs_z]\psi. \quad (5.1)$$

Here, in the notation of Ref. 12,  $\sigma_z$  describes the sublattice of the honeycomb lattice,  $\tau_z$  describes the two inequivalent valleys at the corners of the Brillouin zone and  $s_z$  describes the spin. When  $\Delta_{so}$  is nonzero the system is in a quantum spin Hall phase and belongs to the nontrivial  $Z_2$  class. Sheng et al.<sup>30</sup> argued that the *sign* of  $\Delta_{so}$  defines two distinct phases which are distinguished by the matrix of Chern numbers.

When  $s_z$  is conserved this is certainly correct, and the Chern number matrix can be viewed as independent Chern numbers for the up and down spins. However, when spatial symmetries are relaxed and spin is not conserved this distinction is no longer meaningful. The two phases discussed above are in fact the *same* phase because they can be continuously transformed into one another without closing the gap. Specifically, consider the more general spin orbit interaction which preserves the energy gap:

$$\sigma_z\tau_zs_z \rightarrow \sigma_z\tau_z(\vec{s} \cdot \hat{n}). \quad (5.2)$$

When the unit vector  $\hat{n}$  is continuously varied from  $+\hat{z}$  to  $-\hat{z}$  the two “phases” are connected. Of course, the process of connecting these phases requires the breaking of the  $C_3$  lattice symmetry of graphene. But in general, disorder will break all spatial symmetries, so one can not rely on a spatial symmetry to protect a topological property.

This presents a conundrum because the Chern matrix formulation distinguishes the two states with distinct topological integers - even when the  $C_3$  symmetry

is explicitly violated. What happens to these integers when the continuous path in Eq. (5.2) is adiabatically followed? The answer is that somewhere along the path the energy gap must vanish at the *edge* where the twisted spin boundary condition is imposed<sup>33</sup>.

The spin phase twist imposed by Sheng et al. can be decomposed into a  $U(1)$  part  $\theta_\rho = \theta_\uparrow + \theta_\downarrow$  and a “spin” part  $\theta_\sigma = \theta_\uparrow - \theta_\downarrow$ . The spin phase twist  $\theta_\sigma$  is fundamentally different from  $\theta_\rho$  when the bulk Hamiltonian does not commute with the  $S_z$ . The boundary where the spin phase twist is imposed is physically different from the rest of the system, and the spectrum of the Hamiltonian will in general be different for different values of  $\theta_\sigma$ . In contrast, the location of the charge phase twist  $\theta_\rho$  introduced by Niu and Thouless<sup>24</sup>, can be moved around by performing a local gauge transformation without changing the spectrum. Since the vector potential can be spread out over the circumference  $2\pi R$  of the torus the change in the spectrum due changing  $\theta_\rho$  can be at most  $O(1/R)$ . In contrast, if the spin phase twist is spread out over the circumference, changing  $\theta_\sigma$  changes the Hamiltonian by an amount of order 1. The spectrum need not be close to that of the physical Hamiltonian.

We conclude that the additional topological structure implied by the Chern number matrix is a property of the *boundary* where the twisted phase condition is imposed rather than a property of the bulk two dimensional phase. The bulk quantum spin Hall effect is classified by the  $Z_2$  invariant alone.

### B. Can the $Z_2$ spin pump pump spin?

Is the  $Z_2$  pump we introduced a spin pump? Since an isolated  $Z_2$  pump returns to its original state after two cycles, the simple answer to this question is no. However, any functioning pump must be connected to reservoirs into which the pump can pump. In this section we briefly consider the effect of connecting the  $Z_2$  spin pump to reservoirs. We conclude that the  $Z_2$  pump *does* pump spin, though the spin pumped per cycle is not quantized. Moreover, we argue that when the coupling to the reservoirs is weak the  $Z_2$  topological structure of the pump is essential for a nonzero spin to be pumped. For stronger coupling, however, the  $Z_2$  structure is not essential.

We consider a simple case where the reservoirs can be described by non interacting electrons with vanishing spin orbit interaction. We first suppose the coupling to the reservoir is weak, so that the level width  $\Gamma$  induced in the pump due the coupling is small compared to the energy gap  $\Delta$ . However, we require the coupling  $\Gamma$  to be large compared to the pumping rate, as well as any inelastic scattering rate for the end states. In the limit

$$\hbar/T, \hbar/\tau_\varphi \ll \Gamma \ll \Delta, \quad (5.3)$$

the eigenstates of the pump maintain their integrity, though coupling to the reservoirs allows transitions between different states.

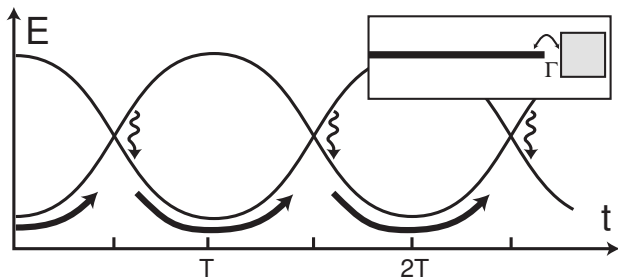


FIG. 5: Evolution of one end of a  $Z_2$  pump that is weakly connected to a lead as shown in inset. For  $t \gtrsim T/2$  the excited state of the pump can relax by creating a odd under time reversal excitation in the lead, which generically will change the spin of the reservoir.

As illustrated in Fig. 5, there is a point in every cycle  $t = (n + 1/2)T$ , where the groundstate of the pump becomes degenerate. This degeneracy is due to the end states, which are in proximity to the reservoir. For  $t \gtrsim (n + 1/2)T$  the pump is in an *excited* state. Coupling to the reservoir, however, allows the pump to relax back to its groundstate. This relaxation, however, must involve a process in the reservoir which is *odd* under time reversal. Generically this will involve changing the spin of the reservoir. The spin added to the reservoir need not be quantized. It could even be equal to zero, but generically, it will be of order  $\hbar$ .

In this weak coupling limit it is clear that the  $Z_2$  structure of the pumping cycle is essential because it guarantees the level crossing in the end states. If the end states did not cross, then there would be no transitions, and the spin in the reservoirs would be unchanged after a complete cycle. However, finite coupling between to leads relaxes this requirement. Suppose that the time reversal symmetry is weakly broken at  $t = T/2$ , so that there is a small anticrossing of magnitude  $\delta$ . In this case the  $Z_2$  character of the cycle is lost. But if  $\delta \ll \Gamma$ , then the states have no way of “knowing” about the anticrossing, and the pump proceeds as if  $\delta = 0$ .

This reflects the fact that spin can be introduced into a reservoir which is connected to an insulating material when the insulator is deformed through a periodic cycle. The spin injected can be expressed in terms of the unitary reflection matrix  $\hat{r}(t)$  for electrons at the Fermi energy in the reservoir<sup>34</sup>, which in general depends on the Hamiltonian  $H(t)$  of the insulator,

$$\Delta \vec{S} = \frac{1}{2\pi i} \oint dt \text{Tr}[\vec{S} \hat{r}^\dagger \frac{d\hat{r}}{dt}]. \quad (5.4)$$

In general, this quantity is non zero. The difficulty is coming up with a cycle in an insulating material for which  $\Delta S$  is not very small. The  $Z_2$  pump accomplishes this by guaranteeing that there is a resonance in the reflection matrix, which occurs when the Kramers degenerate end state appears. Note that this resonance need not involve charge transfer between the reservoir and the insulator,

for it could be a *Kondo resonance* where the Kramers degenerate end state becomes entangled with the reservoir electrons.

It should be emphasized that the spin added to the reservoir is not a property of the bulk Hamiltonian of the pump, but rather it depends on how the pump is connected to the reservoir. The spin transferred to the reservoirs at the two ends of the pump need not be related. Thus, one can not view the spin as being pumped along the length of the pump. However, the presence of the end state resonance, which follows from the change in the time reversal polarization, *is* a property of the bulk insulating state. In this sense, the  $Z_2$  pump is a pump for spin.

### Acknowledgments

It is a pleasure to thank F.D.M. Haldane, E.J. Mele and T. Pantev for helpful discussions. This work was supported by the National Science Foundation grant DMR-00-79909.

### APPENDIX A: EQUIVALENT FORMULATIONS OF THE $Z_2$ INVARIANT

In this appendix we relate different mathematical formulations of the  $Z_2$  invariant  $\Delta$ . Our starting point is Eq. (3.25) along with Eqs. (3.21-3.24) which express the invariant in terms of the change in the time reversal polarization between  $t = 0$  and  $t = T/2$ . We will first show that  $\Delta$  can be interpreted as an obstruction to defining wavefunctions continuously, provided a time reversal constraint is enforced. This will lead to a formula for  $\Delta$  in terms of the Berry curvature and Berry connection, which will be shown to be equivalent to (3.25). We will then show that (3.25) is equivalent to the  $Z_2$  invariant proposed for the quantum spin Hall effect in Ref. 13.

We will use a notation appropriate for the  $Z_2$  pumping problem and consider Bloch wavefunctions defined continuously on the torus defined by  $-\pi < k < \pi$  and  $0 < t < T$ . For the two dimensional quantum spin Hall effect we should identify  $k_x$  with  $k$  and  $k_y$  with  $2\pi t/T$ .

#### 1. $Z_2$ invariant as an obstruction

It is well known that a nonzero value of the Chern invariant is an obstruction to smoothly defining the wavefunction throughout the entire torus<sup>23,35</sup>. Instead, wavefunctions must be defined on overlapping “patches” which are related to each other by a gauge transformation called a “transition function”. The Chern number is then related to the winding number of the phase of the transition function around a non contractable path. For the problem studied in this paper, the Chern number is

zero, so there is no obstruction to finding a transformation of the form (3.3) which makes the wave functions smoothly defined on a single patch. However, we will show in this section that if we enforce the *time reversal constraint*

$$\begin{aligned} |u_\alpha^I(-k, -t)\rangle &= \Theta |u_\alpha^{II}(k, t)\rangle \\ |u_\alpha^{II}(-k, -t)\rangle &= -\Theta |u_\alpha^I(k, t)\rangle, \end{aligned} \quad (\text{A1})$$

then a nonzero value of the  $Z_2$  invariant is an obstruction in a manner precisely analogous to the Chern number. This constraint means that the gauges for the wavefunctions at  $\pm(k, t)$  are not independent. At the four time reversal invariant points  $(k, t) = \Gamma_i$ , the allowed transformations of the form (3.3) are restricted to be *symplectic*,  $U_{mn}(\Gamma_i) \in Sp(N)$ . That a nonzero value of the  $Z_2$  invariant  $\Delta$  is inconsistent with this constraint is easy to see because it implies that  $\text{Det}[w(k, t)] = 1$  for all  $k$  and  $t$  and  $\text{Pf}[w(\Gamma_i)] = 1$ , so Eq. (3.26) trivially gives  $\Delta = 0$ .

We will now relate the  $Z_2$  invariant to the winding of the phase of transition functions relating the wavefunctions on different patches. In addition to establishing the connection between the  $Z_2$  invariant and the Chern invariant, this approach will derive a formula for the  $Z_2$  invariant which expresses it in terms of the Berry's connection and curvature. The similarity between the  $Z_2$  invariant and the Chern invariant has been emphasized by Haldane<sup>36</sup>. The formulation of the  $Z_2$  invariant as an obstruction has also been discussed by Roy<sup>37</sup>, though that work did not establish a formula for the invariant.

Suppose that we have wavefunctions obeying (A1) defined smoothly on two patches in the torus labeled A and B in Fig. 6. In patch A the wavefunctions  $|u_\alpha^s(k, t)\rangle_A$  are smoothly defined everywhere in the upper left and lower right quadrants of Fig. 6, while for patch B  $|u_\alpha^s(k, t)\rangle_B$  are defined in the upper right and lower left quadrants. In the overlapping regions these different wavefunctions are related by a  $U(2N)$  transition matrix

$$|u_m(k, t)\rangle_A = t_{mn}^{AB} |u_n(k, t)\rangle_B. \quad (\text{A2})$$

where  $m$  and  $n$  are shorthand of  $s$  and  $\alpha$ . Consider the change in the  $U(1)$  phase of  $t^{AB}$  around the closed loop  $\partial\tau_1$  in Fig. 6.

$$D = \frac{1}{2\pi i} \oint_{\partial\tau_1} d\ell \cdot \text{Tr}[t^{AB\dagger} \nabla t^{AB}]. \quad (\text{A3})$$

This will clearly be an integer because it is equal to the winding number of the phase of  $\text{Det}[t^{AB}]$  around the loop  $\partial\tau_1$ . If  $D$  is non zero and can not be eliminated by a gauge transformation, then there is an obstruction to smoothly defining the wavefunctions on a single patch. In what follows, we show that  $D \bmod 2$  is precisely equal to the  $Z_2$  invariant defined in this paper.

From (A3), we may write

$$D = \frac{1}{2\pi} \oint_{\partial\tau_1} d\ell \cdot (\mathcal{A}^B - \mathcal{A}^A), \quad (\text{A4})$$

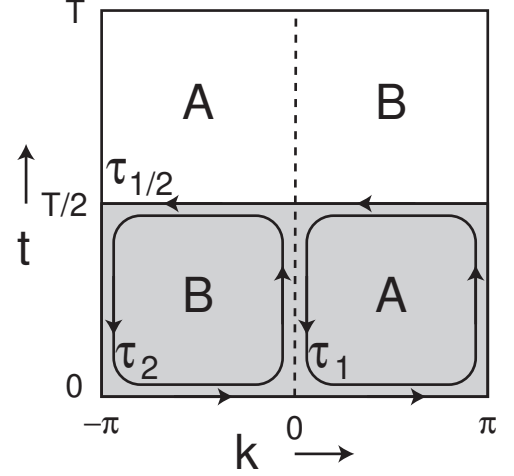


FIG. 6: The torus defined by  $k$  and  $t$  divided into two patches A and B. The boundaries of the regions  $\tau_1$  and  $\tau_2$  are shown as well as the boundary of the shaded region,  $\tau_{1/2}$ .

where  $\mathcal{A}^A = \sum_{n_A} \langle u_n | \nabla | u_n \rangle_A$  and likewise for  $\mathcal{A}^B$ . Since  $|u_n\rangle_A$  is smoothly defined in the interior of  $\tau_1$  we may write it in terms of the Berry's flux,

$$\oint_{\partial\tau_1} d\ell \cdot \mathcal{A}^A = \int_{\tau_1} d\tau \mathcal{F}^A. \quad (\text{A5})$$

This can not be done for  $|u_n\rangle_B$  which is not necessarily defined continuously inside  $\tau_1$ . However, it can be related to the Berry's flux through  $\tau_2$ ,

$$\oint_{\partial\tau_1} d\ell \cdot \mathcal{A}^B = - \oint_{\partial\tau_2} d\ell \cdot \mathcal{A}^B + \oint_{\partial\tau_{1/2}} d\ell \cdot \mathcal{A}^B \quad (\text{A6})$$

$$= - \int_{\tau_2} d\tau \mathcal{F}^B + \oint_{\partial\tau_{1/2}} d\ell \cdot \mathcal{A}^B. \quad (\text{A7})$$

Combining these we thus find the winding number for the transition function can be expressed as an integral involving the Berry connection and the Berry curvature.

$$D = \frac{1}{2\pi} \left[ \oint_{\partial\tau_{1/2}} d\ell \cdot \mathcal{A} - \int_{\tau_{1/2}} d\tau \mathcal{F} \right] \bmod 2. \quad (\text{A8})$$

The patch labels can be safely removed because  $\mathcal{F}$  is gauge invariant, and the line integral is gauge invariant modulo 2. It is essential that the time reversal constraint (A1) be enforced for this equation to have meaning. If not, then a gauge transformation on patch B can change the line integral by 1, making the formula vacuous. When (A1) is enforced, an *odd* value of  $D$  can not be gauged away because the phases of  $|u^I\rangle$  and  $|u^{II}\rangle$  can not be independently changed. Thus,  $D = 1 \bmod 2$  presents an obstruction to defining wavefunctions on a single patch.

We now show that this winding number is precisely the same as the invariant  $\Delta$ . To this end, we rewrite  $\Delta$  in terms of the *partial polarization*  $P^I$  defined in 3.11.

Using  $P_\theta = 2P^I - P_\rho$  we have

$$\Delta = 2(P^I(T/2) - P^I(0)) - (P_\rho(T/2) - P_\rho(0)) \pmod{2}. \quad (\text{A9})$$

When (A1) is enforced Eq. (3.18) for the partial polarization implies that

$$2(P^I(T/2) - P^I(0)) = \frac{1}{2\pi} \oint_{\partial\tau_{1/2}} d\ell \cdot \mathcal{A}. \quad (\text{A10})$$

Eq. (3.4) shows that

$$P_\rho(T/2) - P_\rho(0) = \frac{1}{2\pi} \int_{\tau_{1/2}} d\tau \mathcal{F}. \quad (\text{A11})$$

Combining the two terms thus establishes that  $\Delta = D$ . The two terms in (A8) thus acquire physical meaning: The line integral gives twice the change in the partial polarization between  $t = 0$  and  $t = T/2$ , while the surface integral gives the change in the total polarization.

## 2. Zeros of the Pfaffian

In Ref. 13, the  $Z_2$  invariant was introduced by considering the matrix elements of the time reversal operator,

$$m_{ij}(k, t) = \langle u_i(k, t) | \Theta | u_j(k, t) \rangle. \quad (\text{A12})$$

This should be contrasted with the matrix  $w_{ij}(k, t)$  introduced in section III, which can be generalized as a function of  $t$  to be

$$w_{ij}(k, t) = \langle u_i(-k, -t) | \Theta | u_j(k, t) \rangle. \quad (\text{A13})$$

At the four time reversal invariant points  $(k, t) = \Gamma_{1,2,3,4} = (0, 0), (\pi, 0), (0, T/2), (\pi, T/2)$ ,  $w_{ij}$  and  $m_{ij}$  coincide, but in general they are different.  $w_{ij}$  is unitary with  $|\text{Det}[w]| = 1$ , while  $m_{ij}$  is not unitary. Since  $\Theta^2 = -1$ ,  $m_{ij}$  is antisymmetric. The Pfaffian of  $m$  is therefore defined for all  $k$  and  $t$ . In Ref. 13 we argued that the  $Z_2$  invariant could be determined by counting the number of zeros of the Pfaffian in half the torus, modulo 2.

To establish the equivalence of this with (3.25), we begin by rewriting the time reversal polarization  $P_\theta$  in

terms of  $\text{Pf}[m(k, t)]$ . The key observation to be made is that

$$\text{Det}[w(k, t)] = \frac{\text{Pf}[m(k, t)]}{\text{Pf}[m(-k, -t)]^*}, \quad (\text{A14})$$

which can be proved by noting that  $m(-k, -t) = w(k, t)m(k, t)^*w(k, t)^T$  and using the identity  $\text{Pf}[XAX^T] = \text{Det}[X]\text{Pf}[A]$ . Introducing  $p(k) = \text{Pf}[m(k, t^*)]$  for  $t^* = 0, T/2$  it follows that  $\log \text{Det}[w(k, t^*)] = \log p(k) + \log p(-k)$ . Thus we may rewrite (3.23) as

$$P_\theta = \frac{1}{2\pi i} \left[ \int_0^\pi dk \nabla_k [\log p(k) + \log p(-k)] - 2 \log \left( \frac{p(\pi)}{p(0)} \right) \right], \quad (\text{A15})$$

where we have used the coincidence of  $w$  and  $m$  at  $k = 0$  and  $\pi$ . This may be simplified further by changing variables  $k \rightarrow -k$  in the middle term and writing the last term as an integral from 0 to  $\pi$ . This gives

$$P_\theta = \frac{1}{2\pi i} \int_{-\pi}^\pi dk \nabla_k \log \text{Pf}[m(k, 0)] \pmod{2}, \quad (\text{A16})$$

where the integral is now over the closed loop  $t = 0$ ,  $-\pi < k < \pi$ . This expression is only defined modulo 2 because of the ambiguity of the imaginary part of the log in (A15).

Thus, we have established that  $P_\theta$  is given by the phase winding of the Pfaffian,  $p(k)$  around the 1D Brillouin zone modulo 2. While this quantity is not gauge invariant, the change in it due to continuous evolution between  $t^* = 0$  and  $t^* = T/2$  is gauge invariant. This defines the  $Z_2$  topological invariant, which, as in Ref. 13, may be written

$$\Delta = \frac{1}{2\pi i} \oint_{\partial\tau_{1/2}} d\ell \cdot \nabla \log \text{Pf}[m(k, t)] \pmod{2}, \quad (\text{A17})$$

where  $\partial\tau_{1/2}$  is the boundary of half the torus defined by  $-\pi < k < \pi$  and  $0 < t < T/2$  (see Fig. 6). If  $\text{Pf}[m(k, t)]$  has point zeros, then this quantity counts the number of zeros in  $\tau_{1/2}$  modulo 2.

<sup>1</sup> P. Sharma and C. Chamon, Phys. Rev. Lett. **87**, 096401 (2001).

<sup>2</sup> E.R. Mucciolo, C. Chamon and C.M. Marcus, Phys. Rev. Lett. **89**, 146802 (2002).

<sup>3</sup> F. Zhou, Phys. Rev. B **70**, 125321 (2004).

<sup>4</sup> R. Shindou, J. Phys. Soc. Jpn. **74**, 1214 (2005).

<sup>5</sup> S. K. Watson, R.M. Potok, C.M. Marcus and V. Umansky, Phys. Rev. Lett. **91**, 258301 (2003).

<sup>6</sup> S. Murakami, N. Nagaosa and S.C. Zhang, Science **301**, 1348 (2003).

<sup>7</sup> J. Sinova et al., Phys. Rev. Lett. **92**, 126603 (2004).

<sup>8</sup> Y.K. Kato et al., Science **306**, 1910 (2004).

<sup>9</sup> J. Wunderlich, B. Kaestner, J. Sinova, T. Jungwirth, Phys. Rev. Lett. **94** 047204 (2005).

<sup>10</sup> S. Murakami, N. Nagaosa and S.C. Zhang, Phys. Rev. Lett. **93**, 156804 (2004).

<sup>11</sup> M. Onoda and N. Nagaosa, Phys. Rev. Lett. **95**, 106601 (2005).

<sup>12</sup> C.L. Kane and E.J. Mele Phys. Rev. Lett. **95** 226801 (2005).

- <sup>13</sup> C.L. Kane and E.J. Mele Phys. Rev. Lett. **95** 146802 (2005).
- <sup>14</sup> B.A. Bernevig and S.C. Zhang, Phys. Rev. Lett. **96**, 106802 (2006).
- <sup>15</sup> F.D.M. Haldane, Phys. Rev. Lett. **61**, 2015 (1988).
- <sup>16</sup> L. Sheng, D.N. Sheng, C.S. Ting and F.D.M. Haldane, Phys. Rev. Lett. **95**, 136602 (2005).
- <sup>17</sup> C. Wu, B.A. Bernevig and S.C. Zhang, Phys. Rev. Lett. **96** 106401 (2006).
- <sup>18</sup> C. Xu and J.E. Moore, Phys. Rev. B **73**, 045322 (2006).
- <sup>19</sup> D. J. Thouless, Phys. Rev. B **27**, 6083 (1983).
- <sup>20</sup> Q. Niu and D.J. Thouless, J. Phys. A **17** 2453 (1984).
- <sup>21</sup> D.J. Thouless, M. Kohmoto, M.P. Nightingale and M. den Nijs, Phys. Rev. Lett **49**, 405 (1982).
- <sup>22</sup> J.E. Avron, R. Seiler and B. Simon, Phys. Rev. Lett. **51**, 51 (1983).
- <sup>23</sup> M. Kohmoto, Ann. Phys. **160**, 343 (1985).
- <sup>24</sup> Q. Niu, D.J. Thouless and Y.S. Wu, Phys. Rev. B **31**, 3372 (1985).
- <sup>25</sup> E.I. Blount, Solid State Phys. **13**, 305 (1962).
- <sup>26</sup> J. Zak, Phys. Rev. Lett. **62**, 2747 (1989).
- <sup>27</sup> R.D. King-Smith and D. Vanderbilt, Phys. Rev. B **47**, 1651 (1993).
- <sup>28</sup> R. Resta, Rev. Mod. Phys. **66**, 899 (1994).
- <sup>29</sup> N. Marzari and D. Vanderbilt, Phys. Rev. B **56**, 12847 (1997).
- <sup>30</sup> D.N. Sheng, Z.Y. Weng, L. Sheng and F.D.M. Haldane, cond-mat/0603054 (2006).
- <sup>31</sup> S. Ryu and Y. Hatsugai, cond-mat/0601237 (2006).
- <sup>32</sup> R. B. Laughlin, Phys. Rev. B **23**, R5632 (1981).
- <sup>33</sup> X.L. Qi, W.S. Wu and S.C. Zhang, cond-mat/0604071 (2006).
- <sup>34</sup> P. W. Brouwer, Phys. Rev. B **58**, R10135 (1998).
- <sup>35</sup> M. Nakahara, "Geometry, Topology and Physics," Adam Hilger (1990).
- <sup>36</sup> F.D.M. Haldane, private communication.
- <sup>37</sup> R. Roy, cond-mat/0604211 (2006).