

Evidence for complex order parameter in $\text{La}_{1.83}\text{Sr}_{0.17}\text{CuO}_4$

R. Khasanov,¹ A. Shengelaya,² A. Maisuradze,¹ F. La Mattina,¹ A. Bussmann-Holder,³ H. Keller,¹ and K.A. Müller¹

¹Physik-Institut der Universität Zürich, Winterthurerstrasse 190, CH-8057 Zürich, Switzerland

²Physics Institute of Tbilisi State University, Chavchadze 3, GE-0128 Tbilisi, Georgia

³Max-Planck-Institut für Festkörperforschung, Heisenbergstrasse 1, D-70569 Stuttgart, Germany

The in-plane magnetic field penetration depth (λ_{ab}) in single-crystal $\text{La}_{1.83}\text{Sr}_{0.17}\text{CuO}_4$ was investigated by means of the muon-spin rotation (μSR) technique. The temperature dependence of λ_{ab}^{-2} has an inflection point around 10-15 K, suggesting the presence of two superconducting gaps: a large gap (Δ_1^d) with d -wave and a small gap (Δ_2^s) with s -wave symmetry. The zero-temperature values of the gaps at $\mu_0 H = 0.02$ T were found to be $\Delta_1^d(0) = 8.2(2)$ meV and $\Delta_2^s(0) = 1.57(8)$ meV.

PACS numbers: 76.75.+i, 74.72.Dn, 74.25.Ha

It is mostly believed that the order parameter in cuprate high-temperature superconductors (HTS) has purely d -wave symmetry, as indicated by *e.g.* tricrystal experiments [1]. There are, however, a wide variety of experimental data that support s or even more complicated types of symmetries ($d + s$, $d + is$ etc.) [2]. In order to solve this controversy Müller suggested the presence of two superconducting condensates with different symmetries (s - and d -wave) in HTS [3, 4]. This idea was generated partly because two gaps were observed in n -type SrTiO_3 [5], the first oxide in which superconductivity was detected. In addition, it is known that the two-order parameter scenario leads to a substantial enhancement of the superconducting transition temperature in comparison to a single-band model [6, 7]. The two-band model was successfully used to explain superconductivity in MgB_2 [8] and is considered also to be relevant to understand superconductivity in HTS [7, 9].

Important information on the symmetry of the order parameter can be obtained from magnetic field penetration depth (λ) measurements. In particular, $\lambda(T)$, which reflects the quasiparticle density of states available for thermal excitations, admits to probe the superconducting gap structure. Measurements of the field dependence of λ allow to study the anisotropy of the superconducting energy gap [10] and, in the case of two-gap superconductors, to obtain details on the relative contribution of each particular gap as a function of magnetic field [11]. In this letter we report a study of the in-plane magnetic penetration depth (λ_{ab}) in slightly overdoped single-crystal $\text{La}_{1.83}\text{Sr}_{0.17}\text{CuO}_4$ by means of the muon-spin-rotation (μSR) technique. At low magnetic fields ($\mu_0 H \lesssim 0.3$ T) $\lambda_{ab}^{-2}(T)$ exhibits an inflection point at $T \simeq 10 - 15$ K. We interpret this feature as a consequence of the presence of two superconducting gaps, analogous to double-gap MgB_2 [12]. It is suggested that the large gap ($\Delta_1^d(0) = 8.2(2)$ meV) has d - and the small gap ($\Delta_2^s(0) = 1.57(8)$ meV) s -wave symmetry. With increasing magnetic field the contribution of Δ_2^s decreases substantially, in contrast to an almost constant contribution of Δ_1^d . Both the temperature and the field dependences of λ_{ab}^{-2} were found to be similar to what was observed in

double-gap MgB_2 [11, 12].

The $\text{La}_{1.83}\text{Sr}_{0.17}\text{CuO}_4$ single-crystal was grown by the travelling solvent floating zone technique [13]. The transition temperature T_c and the width of the superconducting transition at $\mu_0 H \simeq 0$ T were found to be 36.2 K and 1.5 K, respectively [14]. The μSR experiments were performed at the πM3 beam line at the Paul Scherrer Institute (Villigen, Switzerland). The sample was field cooled from above T_c to 1.6 K in a series of fields ranging from 20 mT to 0.64 T. The sample was aligned such that the c -axis was parallel (within 1 degree, as measured by Laue x-ray diffraction) to the external magnetic field. In the transverse-field geometry the local magnetic field distribution $P(B)$ probed by μSR inside the superconducting sample in the mixed state is determined by the coherence length ξ and the magnetic field penetration depth λ . In extreme type II superconductors ($\lambda \gg \xi$) $P(B)$ is almost independent of ξ , and the second moment of $P(B)$ is proportional to $1/\lambda^4$ [15].

Figure 1 shows the magnetic field distributions $P(B)$ for single-crystal $\text{La}_{1.83}\text{Sr}_{0.17}\text{CuO}_4$ at $T = 1.7$ K obtained by means of the maximum entropy Fourier transform technique. In order to extract the second moment of $P(B)$ we used a similar procedure as described in Ref. [16]. All μSR time spectra were fitted by a three component expression:

$$P(t) = \sum_{i=1}^3 A_i \exp(-\sigma_i^2 t^2 / 2) \cos(\gamma_\mu B_i t + \phi). \quad (1)$$

Here A_i , σ_i , and B_i are the asymmetry, the relaxation rate, and the mean field of the i th component, and ϕ is the initial phase of the muon-spin ensemble. The first and the second moments of $P(B)$ are [16]:

$$\langle B \rangle = \sum_{i=1}^3 \frac{A_i B_i}{A_1 + A_2 + A_3} \quad (2)$$

and

$$\langle \Delta B^2 \rangle = \frac{\sigma^2}{\gamma_\mu^2} = \sum_{i=1}^3 \frac{A_i}{A_1 + A_2 + A_3} [(\sigma_i / \gamma_\mu)^2 + [B_i - \langle B \rangle]^2], \quad (3)$$

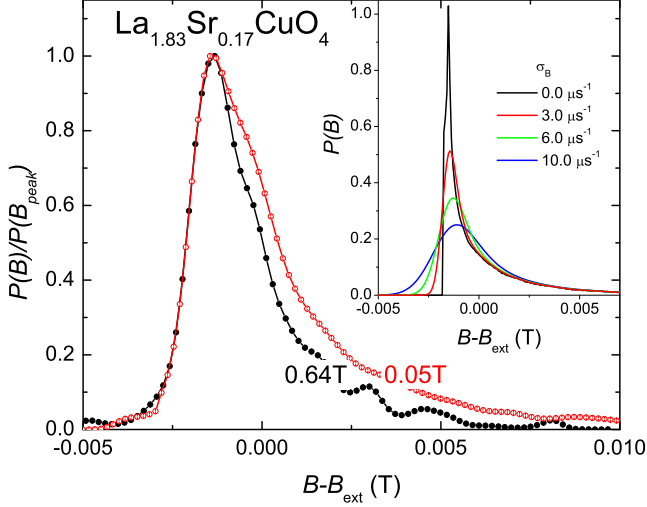


FIG. 1: Local magnetic field distribution $P(B)$ in the mixed state of single-crystal $\text{La}_{1.83}\text{Sr}_{0.17}\text{CuO}_4$ ($T = 1.7$ K, field-cooled) normalized to their maximum value at $B = B_{\text{peak}}$ for 0.05 T and 0.64 T. The inset shows theoretical $P(B)$ distributions ($\lambda = 220$ nm, $\xi = 2$ nm, and $\mu_0 H = 0.05$ T) for different values of the smearing parameter $\sigma_B = 0, 3, 6$, and $10 \mu\text{s}^{-1}$.

where $\gamma_\mu = 2\pi \times 135.5342$ MHz/T is the muon gyromagnetic ratio. The superconducting part of the square root of the second moment ($\sigma_{sc} \propto \lambda_{ab}^{-2}$) was then obtained by subtracting the nuclear moment contribution (σ_{nm}) measured at $T > T_c$ according to $\sigma_{sc}^2 = \sigma^2 - \sigma_{nm}^2$ [16]. To ensure that the increase of σ below T_c is attributed entirely to the vortex lattice, zero-field μSR experiments were performed. The experiments show no evidence for static magnetism in $\text{La}_{1.83}\text{Sr}_{0.17}\text{CuO}_4$ down to 1.7 K.

In Fig. 2 we plot the temperature dependences of $\sigma_{sc} \propto \lambda_{ab}^{-2}$ for $\mu_0 H = 0.02$ T, 0.1 T, and 0.64 T (for clarity, data for 0.05 T and 0.3 T are not shown). Most importantly, around 10-15 K an inflection point appears. It is well pronounced at $\mu_0 H = 0.02$ T and almost absent at $\mu_0 H = 0.64$ T. In Ref. [17] it was pointed out that an inflection point in $\lambda^{-2}(T)$ may appear in superconductors with two weakly coupled superconducting bands. Indeed, in MgB_2 , where the σ - and π -bands are almost decoupled, an upward curvature of $\lambda^{-2}(T)$, similar to the one observed for $\text{La}_{1.83}\text{Sr}_{0.17}\text{CuO}_4$ at $\mu_0 H = 0.02$ T (Fig. 2), was detected (see *e.g.* [12]). Thus, in analogy to MgB_2 , we analyze our data by assuming that σ_{sc} is a linear combination of two terms [18, 19]:

$$\sigma_{sc}(T)/\sigma_{sc}(0) = \omega \cdot \delta\sigma(\Delta_1(0), T) + (1 - \omega) \cdot \delta\sigma(\Delta_2(0), T). \quad (4)$$

Here $\Delta_1(0)$ and $\Delta_2(0)$ are the zero-temperature values of the large and the small gap, respectively, and ω ($0 \leq \omega \leq 1$) is the weighting factor which measures their relative contributions to λ^{-2} . Note, that in contrast to MgB_2 where both gaps are isotropic, in HTS at least one

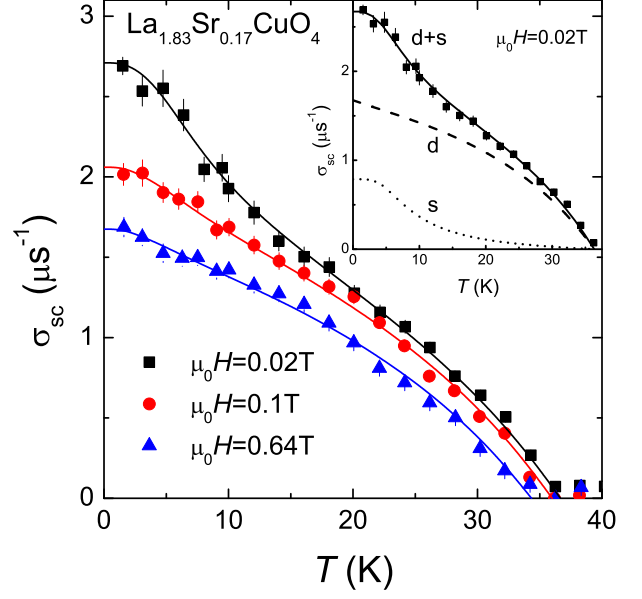


FIG. 2: Temperature dependence of $\sigma_{sc} \propto \lambda_{ab}^{-2}$ of single-crystal $\text{La}_{1.83}\text{Sr}_{0.17}\text{CuO}_4$ measured at 0.02 T, 0.1 T, and 0.64 T (field-cooled). Lines in the main figure and in the inset represent the fit with the two gap model [Eq. (4)]. In the inset the contributions from the large d -wave gap and the small s -wave gap entering Eq. (4) are shown separately. See text for details.

gap has d -wave symmetry [1]. Concerning the symmetry of the second gap, however, the situation is unclear. Based on the observation of a substantial s -wave contribution to the superconducting order parameter by Andreev reflection experiments [2] and on the analysis of tunnelling data [3], we assume that the second gap has isotropic s -wave symmetry. Thus, for the contribution to σ_{sc} arising from the s -wave gap we used the standard relation [19]:

$$\delta\sigma(T, \Delta^s(0)) = 1 + 2 \int_{\Delta^s(T)}^{\infty} \left(\frac{\partial f}{\partial E} \right) \frac{E}{\sqrt{E^2 - \Delta^s(T)^2}} dE. \quad (5)$$

Here $f = (1 + \exp(E/k_B T))^{-1}$ is the Fermi function, k_B is the Boltzmann constant, and $\Delta^s(T) = \Delta^s(0) \hat{\Delta}^s(T/T_c)$ represents the temperature dependence of the s -wave gap with the tabulated gap values $\hat{\Delta}^s(T/T_c)$ from [20]. For the d -wave gap contribution we take $\Delta^d(T, \varphi) = \Delta^s(T) \cos(2\varphi)$ [2] and

$$\delta\sigma(T, \Delta^d(0)) = 1 + 2 \int_0^{2\pi} \int_{\Delta^d(T, \varphi)}^{\infty} \left(\frac{\partial f}{\partial E} \right) \frac{E}{\sqrt{E^2 - \Delta^d(T, \varphi)^2}} dE d\varphi. \quad (6)$$

In order to determine the symmetry of the two gaps, the field-cooled 0.05 T data were analyzed within " $d+s$ " and " $s+d$ " scenarios using Eq. (4). The analysis reveals for " $d+s$ ": $\Delta_1^d(0) = 9.0(2)$ meV, $\Delta_2^s(0) = 1.7(1)$ meV,

$\omega = 0.69(3)$, and for "s + d": $\Delta_1^s(0) = 6.2(2)$ meV, $\Delta_2^d(0) = 2.0(2)$ meV, $\omega = 0.73(2)$. Comparison with $\Delta(0) \simeq 10$ meV obtained on a similar sample by tunnelling experiments [21], suggests that the large gap has d -wave symmetry. Another argument in favor of a "large" d -wave gap comes from the observation of a square vortex lattice in the same crystal as used in this work in fields higher than 0.4 T [14, 22], where as shown below the contribution from the large gap to σ_{sc} is dominant. A square vortex lattice is typical for d -wave superconductors [14].

The solid lines in Fig. 2 represent the global fit of Eq. (4) to the data with contributions from the large and the small gaps described by Eqs. (6) and (5), respectively. In the analysis all the $\sigma_{sc}(T)$ curves (0.02, 0.05, 0.1, 0.3, 0.64 T) were fitted simultaneously with $\sigma_{sc}(0)$, T_c , and ω as individual parameters for each particular data set. $\Delta_1^d(0)$ and $\Delta_2^s(0)$ were assumed to scale linearly with T_c according to the relation $2\Delta(0)/k_B T_c = \text{const.}$ The results are summarized in Table I and Fig. 3. It

TABLE I: Summary of the two-gap analysis for single-crystal $\text{La}_{1.83}\text{Sr}_{0.17}\text{CuO}_4$. The meaning of the parameters is $-\mu_0 H$: external magnetic field, T_c : superconducting transition temperature, $\sigma_{sc}(0)$: zero-temperature μSR relaxation rate, ω : relative weighting factor, $\Delta_1^d(0)$: d -wave gap, $\Delta_2^s(0)$: s -wave gap.

$\mu_0 H$ (T)	T_c (K)	$\sigma_{sc}(0)$ (μs^{-1})	ω	$\Delta_1^d(0)$ (meV)	$\Delta_2^s(0)$ (meV)
0.02	36.3(1)	2.71(8)	0.68(3)	8.2(1)	1.57(8)
0.05	36.1(1)	2.20(7)	0.78(2)	8.2(1)	1.56(8)
0.1	35.5(1)	2.07(7)	0.88(2)	8.0(1)	1.54(8)
0.3	34.7(1)	1.82(6)	0.92(2)	7.8(1)	1.50(7)
0.64	34.0(1)	1.71(5)	0.94(2)	7.7(1)	1.47(7)

is seen in Fig. 3(a) that the decrease of $\sigma_{sc}(0)$ is associated with an increase of the contribution of the large gap to λ^{-2} . Similar field dependences of ω and σ_{sc} were observed in MgB_2 by small angle neutron scattering [23], point-contact spectroscopy [24], and μSR [11] experiments. This was explained by the fact that superconductivity within the weaker π -band is suppressed at much lower fields than that within the stronger σ -band [24]. As shown in Fig. 3(b) this is also the case for $\text{La}_{1.83}\text{Sr}_{0.17}\text{CuO}_4$. Indeed, while the contribution from the large gap [$\sigma_1(0) = \omega \cdot \sigma_{sc}(0)$] changes only slightly, the contribution from the small gap [$\sigma_2(0) = (1 - \omega) \cdot \sigma_{sc}(0)$] decreases by almost an order of magnitude in the field range $0 < \mu_0 H \leq 0.64$ T [Fig. 3(b)]. Thus, the temperature and the field dependences of λ_{ab}^{-2} in $\text{La}_{1.83}\text{Sr}_{0.17}\text{CuO}_4$ are similar to MgB_2 , and consequently demonstrate the existence of two gaps. This is the most obvious scenario, even though other gap depen-

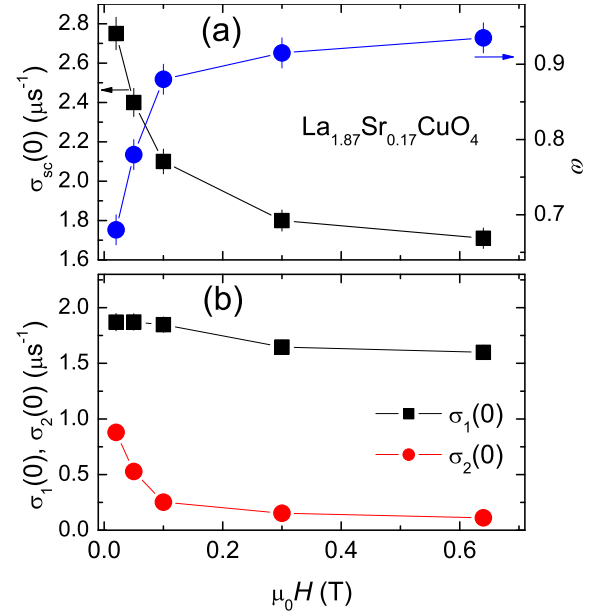


FIG. 3: (a) – Field dependences of $\sigma_{sc}(0)$ and ω for single-crystal $\text{La}_{1.83}\text{Sr}_{0.17}\text{CuO}_4$ obtained from the fit of Eq. (4) to the data (see Table I). (b) – Contribution from the large [$\sigma_1(0)$] and the small [$\sigma_2(0)$] superconducting gap to the total $\sigma_{sc}(0)$.

dences cannot be fully ruled out.

It is important to emphasize that the observation of an inflection point in $\lambda^{-2}(T)$ is not restricted to MgB_2 and the particular sample used in this work. Indication of an inflection point in $\lambda^{-2}(T)$ was also observed in hole-doped $\text{YBa}_2\text{Cu}_3\text{O}_{7-\delta}$ [10, 25], $\text{YBa}_2\text{Cu}_4\text{O}_8$ [26], and $\text{La}_{1.85}\text{Sr}_{0.15}\text{CuO}_4$ [27], as well as in electron-doped $\text{Pr}_{1.855}\text{Ce}_{0.145}\text{CuO}_{4y}$ [28]. In Ref. [25] the increase of the second moment of $P(B)$ observed in $\text{YBa}_2\text{Cu}_3\text{O}_{7-\delta}$ at low temperatures was attributed to pinning effects. In order to investigate the role of pinning in our sample we compare the $P(B)$ distributions for 0.05 T and 0.64 T (Fig. 1) with theoretical $P(B)$ curves. A standard way to account for pinning is to convolute the theoretical $P(B)$ for an ideal vortex lattice (black line in the inset of Fig. 1) with a Gaussian distribution of fields [29]:

$$P(B) = \frac{1}{\sqrt{2\pi}\sigma_B} \int \exp \left[-\frac{1}{2} \left(\frac{B - B'}{\sigma_B} \right)^2 \right] P_{id}(B') dB', \quad (7)$$

where σ_B is the width of the Gaussian distribution and $P_{id}(B)$ is the field distribution for an ideal vortex lattice [10]. It was shown [29] that for a stiff vortex lattice this convolution reflects how random disorder and distortions due to flux line pinning influence the ideal $P_{id}(B)$. The theoretical $P(B)$ profiles for $\sigma_B = 0, 3, 6$, and $10 \mu\text{s}^{-1}$ are shown in the inset of Fig. 1. The direct comparison of the $P(B)$ data for $\mu_0 H = 0.05$ T and 0.64 T with theoretical $P(B)$ profiles clearly demonstrates that pinning

is not the main source of the observed increase of the second moment of $P(B)$ at low temperatures. Indeed, pinning leads to an almost symmetric (around B_{peak}) broadening of $P(B)$ (see inset of Fig. 1), while the experimental $P(B)$ profiles very well coincide at low fields ($B < B_{peak}$). Deviations only occur in the high-field tail of $P(B)$ ($B > B_{peak}$).

The obvious question which arises is where to locate the second superconducting gap in $\text{La}_{2-x}\text{Sr}_x\text{CuO}_4$? The phase diagram of cuprates is usually interpreted in terms of holes doped into the planar $\text{Cu}_{d_{x^2-y^2}}\text{-Op}_\alpha$ ($\alpha = x, y$) antibonding band. In $\text{La}_{2-x}\text{Sr}_x\text{CuO}_4$ it is assumed that one hole per Sr atom enters this band. However, recent *ab-initio* calculations yielded additional features appearing on doping of $\text{La}_{2-x}\text{Sr}_x\text{CuO}_4$ [30]. According to these calculations part of the holes occupy the $\text{Cu}_{d_{3z^2-r^2}}\text{-Op}_z$ orbitals. These results are further supported by neutron diffraction data [31], showing that the doped holes indeed appear in both the planar and the out-of-plane bands. In contrast to this finding, in angle-resolved photoemission (ARPES) experiments on HTS only the planar band was observed, suggesting a quasi-two-dimensional electronic structure with negligible *intercell* coupling of CuO_2 -layers (see *e.g.* [32]). This is, however, inconsistent with in-plane and out-of-plane penetration depth measurements [33], optical conductivity [34], and anisotropy parameter studies [35]. All these experiments demonstrate that with increasing doping cuprates become more and more three-dimensional. Recently a 3D Fermi surface was observed in overdoped $\text{TlBa}_2\text{CuO}_{6+\delta}$ [36]. In addition, a careful analysis of ARPES data reveals that the finite dispersion of the energy bands along the z -direction of the Brillouin zone (k_z dispersion) naturally induces an irreducible linewidth of the ARPES peaks which is unrelated to any scattering mechanism [37]. This implies that a single 2D band model is insufficient and out-of-plane hybridized bands have to be incorporated.

In conclusion, we performed systematic μSR studies of the in-plane magnetic penetration depth λ_{ab} in single-crystal $\text{La}_{1.83}\text{Sr}_{0.17}\text{CuO}_4$. Both, the magnetic field and the temperature dependences of λ_{ab}^{-2} were found to be consistent with the presence of two gaps, analogous to MgB_2 . Accordingly, the experimental data were analyzed by assuming that the large gap (Δ_1^d) has d -wave and the small gap (Δ_2^s) s -wave symmetry. The zero temperature values of the superconducting gaps at $\mu_0 H = 0.02$ T were determined to be $\Delta_1^d(0) = 8.2(2)$ meV and $\Delta_2^s(0) = 1.57(8)$ meV, corresponding to $2\Delta_1^d(0)/k_B T_c = 5.24(7)$ and $2\Delta_2^s(0)/k_B T_c = 1.00(5)$, respectively. The contribution of the small gap to the superfluid density λ_{ab}^{-2} was found to decrease from 32(3)% at $\mu_0 H = 0.02$ T to 6(2)% at $\mu_0 H = 0.64$ T. Further μSR investigation of the penetration depth in $\text{La}_{2-x}\text{Sr}_x\text{CuO}_4$ at various doping levels are in progress.

This work was partly performed at the Swiss Muon

Source (μS), Paul Scherrer Institute (PSI, Switzerland). The authors are grateful to N. Momono, M. Oda, M. Ido and J. Mesot for providing us the $\text{La}_{1.83}\text{Sr}_{0.17}\text{CuO}_4$ single crystal, J. Mesot for helpful discussions, and A. Amato, D. Herlach and C.J. Juul for assistance during the μSR measurements. This work was supported by the Swiss National Science Foundation, in part by the NCCR program MaNEP, the EU Project CoMePhS, and the K. Alex Müller Foundation.

-
- [1] C.C. Tsuei *et al.*, Phys. Rev. Lett. **73**, 593 (1994).
 - [2] G. Deutscher, Rev. Mod. Phys. **77**, 109-135 (2005), and references therein.
 - [3] K.A. Müller, Nature (London) **377**, 133 (1995); J. Phys. Soc. Jap. **65**, 3090 (1996).
 - [4] K.A. Müller and H. Keller in *High- T_c Superconductivity 1996: Ten years after discovery*, 1997 Kluwer Academic Publishers p. 7-29.
 - [5] G. Binnig, A. Baratoff, H.E. Hoenig, and J.G. Bednorz, Phys. Rev. Lett. **45**, 1352 (1980).
 - [6] H. Suhl, B.T. Matthias, and L.R. Walker, Phys. Rev. Lett. **3**, 552 (1959).
 - [7] A. Bussmann-Holder, R. Micnas, and A.R. Bishop, Eur. Phys. J. B **37**, 1434 (2004).
 - [8] Amy Y. Liu, I.I. Mazin, and J. Kortus, Phys. Rev. Lett. **87**, 087005 (2001).
 - [9] V.Z. Kresin and S.A. Wolf, Phys. Rev. B **46**, 6458 (1992).
 - [10] J.E. Sonier, J.H. Brewer, and R.F. Kiefl, Rev. Mod. Phys. **72**, 769 (2000).
 - [11] S. Serventi *et al.*, Phys. Rev. Lett. **93**, 217003 (2004).
 - [12] A. Carrington and F. Manzano, Physica C **385**, 205 (2003).
 - [13] T. Nakano, N. Momono, M. Oda, and M. Ido, J. Phys. Soc. Jap. **67**, 2622 (1998).
 - [14] R. Gilardi *et al.*, Phys. Rev. Lett. **88**, 217003 (2002).
 - [15] E.H. Brandt, Phys. Rev. B **37**, R2349 (1988).
 - [16] R. Khasanov *et al.*, Phys. Rev. B **72**, 104504 (2005).
 - [17] T. Xiang and J.M. Wheatley, Phys. Rev. Lett. **76**, 134 (1996).
 - [18] Ch. Niedermayer *et al.*, Phys. Rev. B **65**, 094512 (2002).
 - [19] M.-S. Kim *et al.*, Phys. Rev. B **66**, 064511 (2002).
 - [20] B. Mühlischlegel, Z. Phys. **155**, 313 (1959).
 - [21] M. Oda, N. Momono, and M. Ido, Supercond. Sci. Technol. **13**, R139 (2000).
 - [22] A.J. Drew *et al.*, Physica B **374-375**, 203 (2006).
 - [23] R. Cubitt *et al.*, Phys. Rev. Lett. **91**, 047002 (2003).
 - [24] R.S. Gonnelli *et al.*, Phys. Rev. Lett. **89**, 247004 (2002).
 - [25] D.R. Harshman *et al.*, Phys. Rev. B **69**, 174505 (2004).
 - [26] C. Panagopoulos, J.L. Tallon, and T. Xiang, Phys. Rev. B **59**, R6635 (1999).
 - [27] G.M. Luke *et al.*, Physica C **282-287** 1465, (1997).
 - [28] J.A. Skinta, T.R. Lemberger, T. Greibe, and M. Naito, Phys. Rev. Lett. **88**, 207003 (2002).
 - [29] E.H. Brandt, J. Low Temp. Phys. **73**, 355 (1988).
 - [30] J.K. Perry, J. Tahir-Kheli, and W.A. Goddard III, Phys. Rev. B **65**, 144501 (2002).
 - [31] E.S. Božin and S.J.L. Billinge, Phys. Rev. B **72**, 174427 (2005).
 - [32] A. Damascelli, Z. Hussain, and Z.-X. Shen,

- Rev. Mod. Phys. **75**, 473 (2003).
- [33] T. Xiang, C. Panagopoulos, and J.R. Cooper, Int. J. Mod. Phys. B, **12**, 1007 (1998).
- [34] K. Tamasaku, T. Ito, H. Takagi, and S. Uchida, Phys. Rev. Lett. **72**, 3088 (1994).
- [35] J. Hofer *et al.*, Phys. Rev. B **62**, 631-639 (2000).
- [36] N.E. Hussey *et al.*, Nature (London) **425**, 814 (2003).
- [37] S. Sahrakorpi, M. Lindroos, R.S. Markiewicz, and A. Bansil, Phys. Rev. Lett. **95**, 157601 (2005); R.S. Markiewicz *et al.*, Phys. Rev. B **72**, 054519 (2005).