

Dimensional Control of Antilocalization and Spin Relaxation in Quantum Wires

S. Kettemann

I. Institut f. Theoretische Physik, Universität Hamburg, Hamburg 20355, Germany

The spin relaxation rate $1/\tau_s(W)$ in disordered quantum wires with Rashba and Dresselhaus spin-orbit coupling is derived analytically as a function of wire width W . It is found to be diminished when W is smaller than the bulk spin-orbit length L_{SO} . Only a small spin relaxation rate due to cubic Dresselhaus coupling γ is found to remain in this limit. As a result, when reducing the wire width W the quantum conductivity correction changes from weak anti- to weak localization and from negative to positive magnetoconductivity.

PACS numbers: 72.10.Fk, 72.15.Rn, 73.20.Fz

Quantum interference of electrons in low-dimensional, disordered conductors results in corrections to the electrical conductivity $\Delta\sigma$. This quantum correction, the weak localization effect, is known to be a very sensitive tool to study dephasing and symmetry breaking mechanisms in conductors[1]. The entanglement of spin and charge by spin-orbit interaction reverses the effect of weak localization and thereby enhances the conductivity, the weak antilocalization effect. Since the electron momentum is randomized due to disorder, spin-orbit interaction results in randomization of the electron spin, the Dyakonov-Perel spin relaxation with rate $1/\tau_s$ [2]. This spin relaxation is expected to vanish in narrow wires whose width W is of the order of Fermi wave length λ_F [3, 4]. In this article we show, however, that $1/\tau_s$ is already strongly reduced in wider wires: as soon as the wire width W is smaller than bulk spin-orbit length L_{SO} . This explains the reduction of spin relaxation rate in n-doped InGaAs-wires, as recently observed with optical [5] as well as with weak localization measurements [6, 7, 8, 9]. There, L_{SO} is as large as several μm , and exceeds both the elastic mean free path l_e , and λ_F . In clean, ballistic 2D electron systems (2DES), L_{SO} is the length on which the electron spin precesses a full cycle. It is important to note that this length scale is not changed as the wire width W is reduced below L_{SO} , because the spin orbit interaction remains of the same order as in 2D systems. Therefore, this reduction of spin relaxation has the following important consequence: the spin of conduction electrons can precess coherently as it moves along the wire on length scale L_{SO} . The spin becomes randomized and relaxes on the longer length scale $L_s(W) = \sqrt{D\tau_s}$, only ($D = v_F^2\tau/2$ (v_F , Fermi velocity) is the 2D diffusion constant). Therefore, the dimensional reduction of spin relaxation rate $1/\tau_s(W)$ can be very useful for the realization of spintronic devices, which rely on coherent spin evolution[10, 11].

Weak antilocalization was predicted by Hikami, Larkin, and Nagaoka [12] for conductors with impurities of heavy elements. As conduction electrons scatter from such impurities, the spin-orbit interaction randomizes their spin. The resulting spin relaxation suppresses

interference of time reversed paths in spin triplet configurations, while interference in singlet configuration remains unaffected. Since singlet interference reduces the electron's return probability it enhances the conductivity, the weak antilocalization effect. Weak magnetic fields suppress the singlet contributions, reducing the conductivity and resulting in negative magnetoconductivity. If the host lattice of the electrons provides spin-orbit interaction, quantum corrections to the conductivity have to be calculated in the basis of eigenstates of the Hamiltonian with spin-orbit interaction,

$$H_0 = (\hbar^2/2m_e)\mathbf{k}^2 + \hbar\boldsymbol{\sigma}\boldsymbol{\Omega}, \quad (1)$$

(m_e , effective electron mass), $\boldsymbol{\Omega}^T = (\Omega_x, \Omega_y)$, are precession frequencies of the electron spin around the x- and y-axis. $\boldsymbol{\sigma}$ is a vector, with components σ_i , $i = x, y$, the Pauli matrices. The breaking of inversion symmetry causes a spin-orbit interaction, given by [13]

$$\boldsymbol{\Omega}_D = \alpha_1(-\hat{e}_x k_x + \hat{e}_y k_y)/\hbar + \gamma(\hat{e}_x k_x k_y^2 - \hat{e}_y k_y k_x^2)/\hbar. \quad (2)$$

$\alpha_1 = \gamma\langle k_z^2 \rangle$, the linear Dresselhaus parameter, measures the strength of the term linear in momenta k_x, k_y in the plane of the 2DES. When $\langle k_z^2 \rangle \sim 1/a^2 \geq k_F^2$ (a , thickness of the 2DES, k_F , Fermi wave number), that term exceeds the cubic Dresselhaus terms with coupling γ . Asymmetric confinement of the 2DES yields the Rashba term (α_2 , Rashba parameter) [14],

$$\boldsymbol{\Omega}_R = \alpha_2(\hat{e}_x k_y - \hat{e}_y k_x)/\hbar. \quad (3)$$

The quantum correction to the conductivity $\Delta\sigma$ arises from the fact, that the quantum return probability to a given point \mathbf{x}_0 after a time t , $P(t)$, differs from the classical return probability, due to quantum interference. Therefore, $\Delta\sigma$ is proportional to a time integral over the quantum mechanical return probability $P(t) = \lambda_F^d(t)n(\mathbf{x}_0, t)$ (d , dimension of diffusion, n , electron density). For uncorrelated disorder potential, $V(x)$, with $\langle V \rangle = 0$ and $\langle V(x)V(x') \rangle = \delta(x-x')/2\pi\nu\tau$ ($\nu = m/(2\pi\hbar^2)$, average density of states per spin channel, τ , elastic mean free time), we can perform the disorder average. Going to momentum (\mathbf{Q}) and frequency

(ω) representation, and summing up ladder diagrams to take into account the diffusive motion, yields the quantum correction to the static conductivity [12],

$$\Delta\sigma = -\frac{2e^2}{h} \frac{\hbar D}{Vol.} \sum_{\mathbf{Q}} \sum_{\alpha, \beta = \pm} C_{\alpha\beta\alpha, \omega=0}(\mathbf{Q}), \quad (4)$$

where $\alpha, \beta = \pm$ are the spin indices, and the Cooperon propagator \hat{C} is for $\epsilon_F \tau \gg 1$ (ϵ_F , Fermi energy), and neglecting the Zeeman coupling,

$$\hat{C}(\mathbf{Q})^{-1} = \frac{\hbar}{\tau} - \int \frac{d\Omega}{\Omega} \frac{\hbar/\tau}{1 + i\frac{\tau}{\hbar} \mathbf{v}(\hbar\mathbf{Q} + 2e\mathbf{A} + 2m_e \hat{\mathbf{a}}\mathbf{S})} \quad (5)$$

The integral is over all angles of velocity \mathbf{v} on the Fermi surface (Ω , total angle. e , electron charge, \mathbf{A} , vector potential). \mathbf{S} is the total spin vector of spins of time reversed paths: $\mathbf{S} = (\boldsymbol{\sigma} + \boldsymbol{\sigma}')/2$. \hat{a} is the 2 by 2 matrix

$$\hat{a} = \frac{1}{\hbar} \begin{pmatrix} -\alpha_1 + \gamma k_y^2 & -\alpha_2 \\ \alpha_2 & \alpha_1 - \gamma k_x^2 \end{pmatrix}. \quad (6)$$

In 2D, the angular integral is continuous from 0 to 2π , yielding to lowest order in $(\mathbf{Q} + 2e\mathbf{A} + 2m\hat{\mathbf{a}}\mathbf{S})$,

$$\hat{C}(\mathbf{Q}) = \frac{\hbar}{D(\hbar\mathbf{Q} + 2e\mathbf{A} + 2e\mathbf{A}_S)^2 + H_\gamma}. \quad (7)$$

The effective vector potential due to spin-orbit interaction, $\mathbf{A}_S = m_e \hat{\mathbf{a}}\mathbf{S}/2$, ($\hat{a} = \langle \hat{a} \rangle$) couples to total spin \mathbf{S} . The cubic Dresselhaus coupling reduces the effect of the linear one to $\alpha_1 - m_e \gamma \epsilon_F/2$. Furthermore, it gives rise to the spin relaxation term in Eq. (7),

$$H_\gamma = D \frac{m_e^2 \epsilon_F^2 \gamma^2}{\hbar^2} (S_x^2 + S_y^2). \quad (8)$$

In the representation of the singlet, $|S=0; m=0\rangle$ and triplet states $|S=1; m=0, \pm\rangle$, \hat{C} decouples into a singlet and a triplet sector. Thus, the quantum conductivity is a sum of singlet and triplet terms,

$$\Delta\sigma = -2 \frac{e^2}{h} \frac{\hbar D}{Vol.} \sum_{\mathbf{Q}} \left(-\frac{\hbar}{D(\hbar\mathbf{Q} + 2e\mathbf{A})^2} + \sum_{m=0, \pm 1} \langle S=1, m | \hat{C}(\mathbf{Q}) | S=1, m \rangle \right). \quad (9)$$

The triplet terms have been evaluated in various approximations before[15, 16, 17, 18, 19]. In 2D one can treat the magnetic field nonperturbatively, using the basis of Landau bands[12]. In wires with widths smaller than cyclotron length $k_F l_B^2$ (l_B , the magnetic length, defined by $B l_B^2 = \hbar/e$), the Landau basis is not suitable. Fortunately, there is another way to treat magnetic fields: quantum corrections are due to the interference between closed time reversed paths. In magnetic fields the electrons acquire a magnetic phase, which breaks time reversal invariance. Averaging over all closed paths, one

obtains a rate with which the magnetic field breaks the time reversal invariance, $1/\tau_B$. Like the dephasing rate $1/\tau_\varphi$, it cuts off the divergence arising from quantum corrections with small wave vectors $\mathbf{Q}^2 < 1/D\tau_B$. In 2D systems, τ_B is the time an electron diffuses along a closed path enclosing one magnetic flux quantum, $D\tau_B = l_B^2$. In wires of finite width W the area which the electron path encloses in a time τ_B is $W\sqrt{D\tau_B}$. Requiring that this encloses one flux quantum gives $1/\tau_B = De^2 W^2 B^2 / (3\hbar^2)$. For arbitrary magnetic field the relation $1/\tau_B = D(2e)^2 B^2 \langle y^2 \rangle / \hbar^2$ with the expectation value of the square of the transverse position $\langle y^2 \rangle$, yields $1/\tau_B = D/l_B^2 (1 - 1/(1 + W^2/3l_B^2))$. Thus, it is sufficient to diagonalize the Cooperon propagator as given by Eq.(7) without magnetic field and to add the magnetic rate $1/\tau_B$ together with dephasing rate $1/\tau_\varphi$ to the denominator of $\hat{C}(\mathbf{Q})$, when calculating the conductivity correction, Eq. (9).

It is well known that the Cooperon propagator can be diagonalized in 2D for pure Rashba coupling $\alpha_1 = 0, \gamma = 0$, or pure Dresselhaus coupling $\alpha_2 = 0$ [15, 17, 18, 20]. For example, keeping only Rashba coupling α_2 the three triplet Cooperon Eigenvalues are in 2D,

$$E_{T0}/(D\hbar) = \mathbf{Q}^2 + Q_{SO}^2, \\ E_{T\pm}/(D\hbar) = \mathbf{Q}^2 + \frac{3}{2}Q_{SO}^2 \pm \frac{1}{2}Q_{SO}^2 \sqrt{1 + 16\frac{\mathbf{Q}^2}{Q_{SO}^2}}, \quad (10)$$

where $Q_{SO} = 2m_e \alpha_2 / \hbar^2$. If we use the approximation,

$$E_{T\pm}/(D\hbar) \approx (Q \pm Q_{SO})^2 + Q_{SO}^2/2, \quad (11)$$

which is plotted for comparison with the exact dispersion, Eq. (10) in Fig. 1, we can integrate analytically over the 2D momenta. Thus, the 2D quantum correction is

$$\Delta\sigma = -\frac{1}{2\pi} \ln \frac{H_\varphi}{H_\varphi + H_s} + \frac{1}{\pi} \ln \frac{H_\varphi + H_s/2}{H_\tau}, \quad (12)$$

in units of e^2/h . All parameters are rescaled to dimensions of magnetic fields: $H_\varphi = \hbar/(4eD\tau_\varphi)$, $H_\tau = \hbar/(4eD\tau)$, and the spin relaxation field $H_s = \hbar/(4eD\tau_{Sxx})$ [15]. The 2D spin relaxation rate of one spin component is for pure Rashba coupling, $1/\tau_{Sxx} = 1/\tau_s = 2p_F^2 \alpha_2^2 \tau$ [15, 20], and is related to spin-orbit gap $\Delta_{SO} = \hbar v_F Q_{SO}$, by $1/\tau_s = (\Delta_{SO}/\hbar)^2 \tau/d$.

Note that the magnetoconductivity is dominated by the minima of the dispersion of Cooperon eigenvalues. Therefore, these minima, whose finite value we may call spin relaxation gaps, are a direct measure of spin relaxation rate. We note that the lowest minima of the triplet modes are shifted to nonzero wave vectors, $Q = \pm Q_{SO}$. Thus, the spin relaxation gap is by about a factor 1/2 smaller, than at $Q = 0$ [20].

Without spin-orbit interaction, the conductivity of quantum wires with width $W < L_\varphi$ is dominated by the

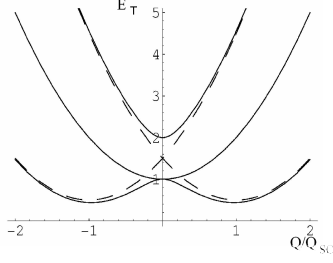


FIG. 1: Dispersion of triplet Cooperon modes in 2D in units of $\hbar D Q_{SO}^2$, Eqs. (10) (full lines), and Eq. (11) (dashed lines). transverse zero mode $Q_y = 0$. This yields the quasi-1D weak localization correction as used previously for narrow GaAs wires[21]. However, in the presence of spin-orbit interaction, setting simply $Q_y = 0$ is not correct. Rather one has to solve the Cooperon equation with the modified boundary conditions[4, 19],

$$(-i\partial_y + 2eA_{Sy})C(x, y = \pm W/2) = 0, \quad (13)$$

for all x . The transverse zero mode $Q_y = 0$ does not satisfy this condition. Therefore, it is convenient to perform a Non-Abelian gauge transformation [19]. Since in quantum wires these boundary conditions apply only in the transverse direction, a transformation in the transverse direction is needed, only: $\hat{C} \rightarrow \tilde{C} = U\hat{C}U$, with $U = \exp(i2eA_{Sy}y/\hbar)$. Then, the boundary condition simplifies to, $-i\partial_y\tilde{C}(x, y = \pm W/2) = 0$. For $W < L_\varphi$ we can use the fact that transverse nonzero modes contribute terms to the conductivity which are a factor W/nL_φ smaller than the 0-mode term, with n a nonzero integer number. Therefore, it is sufficient to diagonalize the effective quasi-1-dimensional Cooperon propagator: the transverse 0-mode expectation value of the transformed inverse Cooperon propagator $\tilde{H}_{1D} = \langle 0 | \tilde{C}^{-1} | 0 \rangle$. It is crucial to note that additional terms are created in \tilde{H}_{1D} by the non-Abelian transformation. We can diagonalize \tilde{H}_{1D} , neglecting small relaxation due to cubic Dresselhaus coupling γ . We introduce the notation, $Q_{SO}^2 = Q_D^2 + Q_R^2$ where Q_D depends on Dresselhaus spin-orbit coupling, $Q_D = m_e(2\alpha_1 - m_e\epsilon_F\gamma)/\hbar$. Q_R depends on Rashba coupling: $Q_R = 2m_e\alpha_2/\hbar$. We finally find the dispersion of quasi-1D triplet modes,

$$\begin{aligned} \frac{E_{T0}}{\hbar D} &= Q_x^2 + Q_{SO}^2 \delta_{SO}^2 \left(\frac{1}{2} t_{SO} \delta_{SO}^2 + 2c_{SO}(1 - \delta_{SO}^2) \right), \\ \frac{E_{T\pm}}{\hbar D} &= Q_x^2 + \frac{1}{4} Q_{SO}^2 (4 - t_{SO} \delta_{SO}^4 - 4c_{SO} \delta_{SO}^2 (1 - \delta_{SO}^2) \\ &\pm 2\sqrt{h(\delta_{SO}) + \frac{16Q_x^2}{Q_{SO}^2}(1 + c_{SO}(c_{SO} - 2)\delta_{SO}^2)}), \end{aligned} \quad (14)$$

where $\delta_{SO} = (Q_R^2 - Q_D^2)/Q_{SO}^2$, and

$$c_{SO} = 1 - \frac{2 \sin(Q_{SO}W/2)}{Q_{SO}W}, \quad t_{SO} = 1 - \frac{\sin(Q_{SO}W)}{Q_{SO}W}. \quad (15)$$

Here, $h(\delta_{SO}) = t_{SO}\delta_{SO}^8/4 + \delta_{SO}^2(1 - \delta_{SO}^2)(4c_{SO}^2(1 - 3\delta_{SO}^2 + 3\delta_{SO}^4) + t_{SO}^2\delta_{SO}^2(1 + \delta_{SO}^2) - 6c_{SO}t_{SO}\delta_{SO}^4)$. In Fig. 2, the

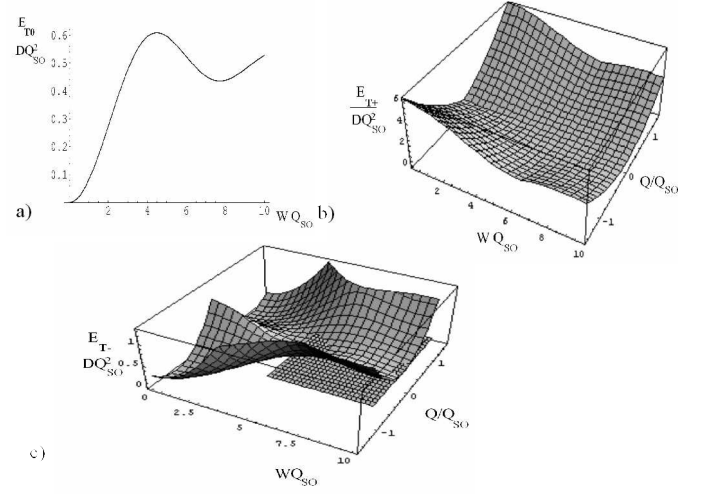


FIG. 2: For pure Rashba coupling $\delta_{SO} = 1$: a) Gap of Triplet mode E_{T0} as function of wire width W (in units of $L_{SO} = 1/Q_{SO}$). b) Dispersion of Triplet mode E_{T+} and c) of E_{T-} as function of width W and momentum Q (scaled with Q_{SO}) and $E/(\hbar D Q_{SO}^2) = 1/2$ for comparison.

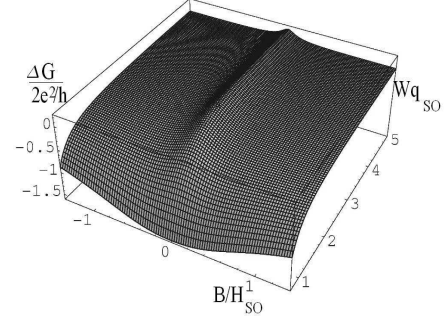


FIG. 3: The quantum conductivity correction in units of $2e^2/h$ as function of magnetic field B (scaled with bulk relaxation field H_s), and the wire width W (scaled with spin-orbit length L_{SO}), for pure Rashba coupling, $\delta_{SO} = 1$.

gap of E_{T0} and the full dispersion of the other two triplet modes are plotted for pure Rashba coupling $\delta_{SO} = 1$, as a function of the wire width W as scaled with Q_{SO} . In Fig. 3 the magnetoconductivity is plotted for pure Rashba coupling $\delta_{SO} = 1$ as function of the wire width W . Inserting Eq. (14) into the expression for the quantum correction to the conductivity Eq. (9), the integral over momentum Q_x is done numerically. We note a change of sign from weak antilocalization to weak localization as $Q_{SO}W$ becomes smaller than 1. In the crossover regime $Q_{SO}W \approx 1$ very weak magnetoconductivity is found. In the limit $WQ_{SO} \gg 1$ the gaps of the triplet mode dispersions given in Eq. (14) coincide with the 2D gap values $\hbar D Q_{SO}^2(1/2, 1/2, 1)$ of Eqs. (10) (Note that the spin quantization axis is rotated by the unitary transformation). For $WQ_{SO} < 1$ the spin-orbit gap of the triplet mode E_{T0} is to first order in t_{SO} and c_{SO} given by $\Delta_0 = DQ_{SO}^2(2c_{SO}\delta_{SO}^2(1 - \delta_{SO}^2) + t_{SO}\delta_{SO}^4/2)$ and the gap of $E_{T\pm}$ is $\Delta_{\pm} = \Delta_0/2 + DQ_{SO}^2(2c_{SO} - t_{SO}/2)\delta_{SO}^4$.

Thus, for $WQ_{SO} \ll 1$ the weak localization correction is

$$\Delta\sigma = \frac{\sqrt{H_W}}{\sqrt{H_\varphi + B^*(W)/4}} - \frac{\sqrt{H_W}}{\sqrt{H_\varphi + B^*(W)/4 + H_s(W)}} - 2\frac{\sqrt{H_W}}{\sqrt{H_\varphi + B^*(W)/4 + H_s(W)/2}}, \quad (16)$$

in units of e^2/h . We defined $H_W = \hbar/(4eW^2)$, and the effective external magnetic field,

$$B^*(W) = (1 - 1/(1 + \frac{W^2}{3l_B^2}))B. \quad (17)$$

The spin relaxation field $H_s(W)$ is for $W < L_{SO}$,

$$H_s(W) = \frac{1}{12}(\frac{W}{L_{SO}})^2\delta_{SO}^2 H_s, \quad (18)$$

suppressed in proportion to $(W/L_{SO})^2$. The analogy to the effective magnetic field, Eq. (17), could be expected, since the spin orbit coupling enters the Cooperon, Eq. (7), like an effective magnetic vector potential[22]. Cubic Dresselhaus coupling gives rise to an additional spin relaxation term, Eq. (8), which has no analogy to a magnetic field and is therefore not suppressed. When W is larger than spin-orbit length L_{SO} , coupling to higher transverse modes becomes relevant[23]. One can expect that in ballistic wires, $l_e > W$, the spin relaxation rate is suppressed in analogy to the flux cancellation effect, which yields the weaker rate, $1/\tau_s = (W/Cl_e)(DW^2/12L_{SO}^4)$, where $C = 10.8$ [24].

In conclusion, in wires whose width W is smaller than bulk spin orbit length L_{SO} spin relaxation due to linear Rashba and Dresselhaus spin-orbit coupling is suppressed. The spin relaxes then due to small cubic Dresselhaus coupling, only. Thus, the total spin relaxation rate as function of wire width is for $W < L_{SO}$,

$$\frac{1}{\tau_s}(W) = \frac{1}{12}(\frac{W}{L_{SO}})^2\delta_{SO}^2\frac{1}{\tau_s} + D\frac{(m_e^2\epsilon_F\gamma)^2}{\hbar^3}, \quad (19)$$

where $1/\tau_s = 2p_F^2(\alpha_2^2 + (\alpha_1 - m_e\gamma\epsilon_F/2)^2)\tau$. The enhancement of spin relaxation length $L_s = \sqrt{D\tau_s(W)}$ can be understood as follows: The area an electron covers by diffusion in time τ_s is WL_s . This should be equal to the corresponding 2D area L_{SO}^2 [22], which yields $1/L_s^2 \sim (W/L_{SO})^2/L_{SO}^2$, in agreement with Eq. (18). At lower temperatures, when dephasing length L_φ exceeds $L_\gamma = \hbar/m_e^2\epsilon_F\gamma$, a weak antilocalization peak is recovered at small magnetic fields, $l_B > L_\gamma$. Reduction of spin relaxation has recently been observed in optical measurements of n-doped InGaAs quantum wires[5], where $\delta_{SO} \approx 1$, and in transport measurements[6, 7], and also in GaAs wires[9]. Ref. [5] reports saturation of spin relaxation in narrow wires, $W \ll L_{SO}$, attributed to cubic Dresselhaus coupling, in full agreement with Eq. (19).

We thank V. L. Fal'ko, and F. E. Meijer for stimulating discussions, I. Aleiner, C. Marcus, T. Ohtsuki, K. Slevin,

K. Dittmer, J. Ohe, and A. Wirthmann for helpful discussions, and A. Chudnovskiy, K. Patton and E. Mucciolo for useful comments. We gratefully acknowledge the hospitality of MIPKs in Dresden, the Physics Department of Sophia University, Tokyo and Aspen Center for Physics. This work was supported by SFB508 B9.

-
- [1] B. L. Altshuler, A. G. Aronov, D. E. Khmel'nitskii, and A. I. Larkin, in *Quantum Theory of Solids*, edited by I. M. Lifshits (Mir, Moscow, 1982); G. Bergmann, *Phys. Rep.* **107**, 1 (1984); S. Chakravarty, A. Schmid, *Phys. Rep.* **140**, 193 (1986).
 - [2] M. I. D'yakonov and V. I. Perel', *Sov. Phys. Solid State* **13**, 3023 (1972).
 - [3] A. A. Kiselev, and K. W. Kim, *Phys. Rev. B* **61**, 13115 (2000).
 - [4] J. S. Meyer, V. I. Fal'ko, B.L. Altshuler, *Nato Science Series II*, **72**, 117, ed. I.V. Lerner, B.L. Altshuler, V.I. Fal'ko, and T. Giamarchi (Kluwer Academic Publishers, Dordrecht, 2002).
 - [5] A. W. Holleitner, V. Sih, R. C. Myers, A. C. Gossard, D. D. Awschalom, *Phys. Rev. Lett.* **97**, 036805 (2006).
 - [6] A. Wirthmann, Y. S. Gui, C. Zehnder, C. Heyn, D. Heitmann, C. -M. Hu, and S. Kettemann, *Physica E* **34**, 493 (2006).
 - [7] F. E. Meijer, private communication (2005).
 - [8] Th. Schäpers, V. A. Guzenko, M. G. Pala, U. Zülicke, M. Governale, J. Knobbe, and H. Hardtdegen *Phys. Rev. B* **74**, 081301(R) (2006).
 - [9] R. Dinter, S. Löhr, S. Schulz, Ch. Heyn, and W. Hansen, unpublished (2005).
 - [10] B. Datta and S. Das, *Appl. Phys. Lett.* **56**, 665 (1990).
 - [11] I. Zutic', J. Fabian, and S. Das Sarma *Rev. Mod. Phys.* **76**, 323 (2004).
 - [12] S. Hikami, A. I. Larkin, and Y. Nagaoka, *Prog. Theor. Phys.* **63**, 707 (1980).
 - [13] G. Dresselhaus, *Phys. Rev.* **100**, 580(1955).
 - [14] E. I. Rashba, *Fiz. Tverd. Tela (Leningrad)* **2**, 1224 (1960) [*Sov. Phys. Solid State* **2**, 1109 (1960)]; Yu. A. Bychkov and E. I. Rashba, *Pis'ma Zh. Eksp. Teor. Fiz.* **39**, 66 (1984).
 - [15] W. Knap, C. Skierbiszewski, A. Zduniak, E. Litwin-Staszewska, D. Bertho, F. Kobbi, J. L. Robert, G. E. Pikus, F. G. Pikus, S. V. Iordanskii, V. Mosser, K. Zekentes, and Yu. B. Lyanda-Geller, *Phys. Rev. B* **53**, 3912 (1996).
 - [16] J. B. Miller, D.M. Zumbuhl, C.M. Marcus, Y.B. Lyanda-Geller, D. Goldhaber-Gordon, K. Campman, and A.C. Gossard, *Phys. Rev. Lett.* **90**, 076807 (2003).
 - [17] Y. Lyanda-Geller, *Phys. Rev. Lett.* **80**, 4273 (1998).
 - [18] L. E. Golub, *Phys. Rev. B* **71**, 235310 (2005).
 - [19] I. L. Aleiner, V. I. Fal'ko, *Phys. Rev. Lett.* **87**, 256801 (2001).
 - [20] S. V. Iordanskii, Yu. B. Lyanda-Geller, and G. E. Pikus, *JETP Lett.* **60**, 206 (1994).
 - [21] C. Kurdak, A. M. Chang, A. Chin, and T. Y. Chang, *Phys. Rev. B* **46**, 6846 (1992).
 - [22] V. L. Fal'ko, private communication, (2003).
 - [23] I. L. Aleiner, private communication (2006).
 - [24] V. K. Dugaev, D. E. Khmel'nitskii, *JETP* **59**, 1038

(1984); C. W. J. Beenakker and H. van Houten, Phys. Rev. B **37**, 6544 (1988); S. Kettmann and R. Mazzarello,

Phys. Rev. B **65**, 085318 (2002).