

# Thermal Fluctuations of Vortex Matter in Trapped Bose–Einstein Condensates

S. Kragset<sup>1</sup>, E. Babaev<sup>2,1</sup>, and A. Sudbø<sup>1</sup>

<sup>1</sup> *Department of Physics, Norwegian University of Science and Technology, N-7491 Trondheim, Norway*

<sup>2</sup> *Laboratory of Atomic and Solid State Physics, Cornell University, Ithaca, NY 14853-2501, USA*

We perform Monte Carlo studies of vortices in three dimensions in a cylindrical confinement, with uniform and nonuniform density. The former is relevant to rotating <sup>4</sup>He, the latter is relevant to a rotating trapped Bose–Einstein condensate. In the former case we find dominant angular thermal vortex fluctuations close to the cylinder wall. For the latter case, a novel effect is that at low temperatures the vortex solid close to the center of the trap crosses directly over to a tension-less vortex tangle near the edge of the trap. At higher temperatures an intermediate tensionful vortex liquid located between the vortex solid and the vortex tangle, may exist.

Topological vortex excitations are hallmarks of quantum ordered states such as superconductors and superfluids. Vortices are important at vastly different length scales ranging from the dynamics of neutron stars to transport properties in superconductors and rotational response of ultracold atomic gases in optical traps [1, 2]. Particularly rich physics is associated with various orderings of quantum vortices, and the transitions between them. In certain systems, even numerous aggregate states of vortex matter are possible [3]. The simplest, yet extremely important, temperature-induced phase transition in vortex matter in a one-component superconductor or superfluid is the one from an ordered vortex line lattice (VLL) to a disordered vortex liquid (VL) state. This has been a subject of intense research in the context of high- $T_c$  superconductivity.

Remarkable progress has recently been made in the physics of vortices in Bose-Einstein condensates (BEC) of ultra-cold atoms [1, 2]. These systems are extremely clean and have physical parameters controllable in a wide range. This has led to many suggestions for testing a number of general physical concepts in BECs. Since individual vortices, as well as their ordering patterns, can be resolved in ultra-cold gases [1, 2], a natural question arises if in these systems a thermally induced phase transition from VLL to VL can be observed, and if it can shed more light on fundamental properties of the VL states in quantum fluids in general. Detailed theoretical studies of a model uniform system, with density corresponding to the values attainable in the center of a trap, indicate that in present experiments rotation is too slow and/or particle numbers are too high to obtain a VLL melting if the approximation of a uniform system holds [4]. We also mention studies of quantum VLL melting in a one dimensional optical lattice [5]. In a harmonic trap, the condensate density will gradually be depleted from the center of the trap towards its edge. This suggests that thermal fluctuation effects will be enhanced close to the edges. We thus focus on investigating possible crossover states of vortex matter in a spatially inhomogeneous system such as a trapped BEC.

Melting of vortex lines in a bosonic condensate can

be modeled by the uniformly frustrated lattice 3D  $XY$  model (see e.g. [6, 7, 8]). We study a system which takes into account the presence of a harmonic trap by using the Hamiltonian

$$H = - \sum_{\langle ij \rangle} P_{ij} \cos(\theta_j - \theta_i - A_{ij}), \quad (1)$$

where  $\theta_i$  is the phase of the condensate wave function at position  $i$ . The factor  $P_{ij} \equiv P(r_{ij}) = 1 - (r_{ij}/R)^2$  if  $r_{ij} \leq R$ , where  $R$  is the cloud size and  $r_{ij}$  is the radial distance from the cloud center. For  $r_{ij} > R$  we set  $P_{ij} = 0$ . We account for circulation by introducing the potential  $A_{ij} = \int_i^j d\mathbf{l} \cdot \mathbf{A}$ . Here,  $\nabla \times \mathbf{A} = (0, 0, 2\pi f)$ , and  $f$  is the number of rotation-induced vortices per plaquette in the  $xy$ -plane.

We perform Monte Carlo (MC) simulations on Eq. (1) with the Metropolis algorithm. We have considered cubic numerical grids of size  $L^3$ , with  $L = 36, 72$ , and along the  $z$ -direction we impose periodic boundary conditions to model an elongated system. The filling fraction is  $f = 1/36$ , and temperatures  $T \in (0.30, 3.0)$  [9]. The temperature at which the Bose condensation takes place at zero rotation in a bulk system, is given by  $T = 2.2$  in our units. We note that a rapidly rotating system should be better described by the Lowest Landau Level (LLL) approximation [10], characterized for instance by the fact that the intervortex separation is comparable to the vortex-core size. However, several experiments on elongated systems are clearly outside the LLL regime. For instance, in Ref. [2], the inter-vortex separation is given as  $5.0\mu m$ , while the healing length (vortex-core radius  $\xi$ ) is  $0.2\mu m$ . A parameter estimating the validity of the LLL approximation is the ratio  $\lambda$  of the interaction energy scale to the level spacing of the transverse harmonic confinement [10],  $\lambda = 4\pi\hbar^2 a_s n / (M\hbar\omega_\perp)$ , where  $a_s$  is the s-wave scattering length,  $M$  is the particle mass, and  $\omega_\perp$  is the trap frequency. The LLL approximation requires  $\lambda \ll 1$ , while the parameters of Ref. [2] correspond to at least  $\lambda \in 1 - 100$ . Under such conditions, we expect Eq. (1) to be adequate. (See also caption of Fig. 3).

In the problem of vortex matter in a trap we encounter two specific circumstances, namely a finite-size situation and an inhomogeneous density profile. We begin by examining the consequences of finite size, by studying the system in a cylindrical container *with a uniform  $P_{ij}$* . Such a situation is indeed relevant for the physics of liquid  $^4\text{He}$ . Vortex orderings in such a geometry at zero temperature were studied in [11], however the VLL melting for this case was addressed only for a planar geometry (see e.g. [12]). Since the melting process in three dimensional vortex matter is very different from that in two dimensions due to the importance of vortex line bending, this problem warrants careful consideration.

Fig. 1 shows the results of simulations of vortex matter in a cylindrical container with  $P_{ij} = 1, r_{ij} \leq R$ . At low temperatures, the simulations reproduce orderings with circular distortions of VLL near the container wall, as predicted for  $^4\text{He}$  in a zero-temperature treatment of the problem [11]. For a large number of vortices the system reacquires the hexagonal lattice symmetry away from the wall, see Fig. 1 (bottom row). Increasing the temperature in the case of small number of vortices (top row of Fig. 1) the dominant vortex fluctuations are associated with angular displacements, while radially the vortex density remains ordered. For a larger number of vortices (bottom row of Fig. 1) we find dominance of angular fluctuations only for the vortices situated close to container wall, while the center of the system does not display this phenomenon. The crossover to a uniformly molten vortex system occurs in both cases only at a higher temperature. The two-step thermal crossover in the vortex pattern we find is analogous to that in two dimensions where vortices are point-like objects (see e.g. [12]). There is, however, a principal difference in our case, since in three dimensions the VLL melting is accompanied by significant vortex bending fluctuations.




FIG. 1:  $xy$  positions of vortices in a cylindrical container integrated over  $z$ -direction, and averaged over every tenth of a total of  $5 \cdot 10^5$  MC sweeps. Top and bottom rows have  $L = 36$  and  $L = 72$ , respectively. At  $T = 0.5, 1.0$ , we discern circular ordering close to the cylinder wall combined with a hexagonally ordered state closer to the center. At  $T = 1.25, 1.67$  we observe dominance of angular fluctuations closest to the edge.

Let us now turn to the case of a harmonic trap (Eq.

1). In a uniform and infinite system, the fluctuations can cause either VLL melting via a first-order phase transition or a second order transition associated with a thermally induced proliferation of closed vortex loops near the critical temperature where the vortices lose their line-tension [8, 13]. In a finite-size inhomogeneous system, the situation is different. A density gradient in a trap may effectively be viewed as a temperature gradient in a uniform system. It is clear that for low, but finite, temperatures there will be a finite area near the edge of the cloud which effectively would be at a high enough temperature to feature an annulus of tension-less tangle of vortices. This is a phase where the vortex-line tension (free energy per unit length) has vanished through the proliferation of vortex loops [8]. *The boundary where this tangle sets in, marks the true boundary of the BEC.* An issue to be addressed is whether we encounter an appreciable VL (i.e. tensionful but disordered vortex state) layer between the tension-less vortex tangle and the VLL.

Fig. 2 shows snapshots of vortex configurations in the model Eq. 1 generated by MC simulations at  $T = 0.5$  and  $T = 1.0$ . For better visualization we choose the vortex radius to be 0.4 of the grid spacing so it should *not* be associated with the core size. The sharp bends at short length scales result from the presence of a numerical grid. Nonetheless, this model has proved to be accurate for describing vortex fluctuations at scales larger than the grid spacing [6, 7, 8].




FIG. 2: (Color online) Snapshots of vortex configurations in a rotating trapped BEC at  $T = 0.5$  (left figures) and at  $T = 1.0$  (right figures). The top row shows a selection of 16 out of 72 layers in  $z$  direction. The bottom row shows smaller selections in the  $xy$  plane, but 32 out of 72 layers in  $z$  direction. Fluctuations are minimal in the trap center, and increase towards the edge of the trap. A distinct front separating regions of ordered and disordered vortices is easily identified.

We next locate the vortex liquid layer between the ordered vortex state and the tension-less vortex tangle closest to the edge of the trap. To this end, we take snapshots of vortex matter at different temperatures, in each case integrating over the  $z$ -direction. In a resulting image, straight vortex lines will be seen as bright spots while bent vortices will be seen as smeared out spots. This may be related to experiments, where at least for

non-equilibrated vortex systems the  $z$ -integration renders vortices essentially indistinguishable [14, 15]. The results are given in the upper row of Fig. 3 for different temperatures. There we can identify regions of rather straight and ordered vortex lines and a smeared region. To ob-




FIG. 3:  $xy$ -positions of vortices in a trapped BEC integrated over  $z$ -direction. Top row are snapshots, while middle and bottom rows are averages of  $10^5$  and  $5 \cdot 10^5$  MC sweeps, respectively. Every tenth configuration has been sampled. This provides information on the stability of the ordered region and the evolution of the disordered region as  $T$  varies. Intervortex distance  $2r_0 = 2\sqrt{\hbar/M\Omega}$  and healing length  $\xi = \hbar/\sqrt{2Mg_2Dn} \leq ca/2$ , where  $a$  is lattice constant and  $c$  is a constant of order, but less than, unity. Hence,  $2\hbar\Omega/g_2Dn \leq c^2/9$ , which according to Coddington *et al.* [1] validates our approach.

tain further insight into the vortex matter in this case, we also perform a *thermal averaging* as in Fig. 1. This is shown in the second and third rows in Fig. 3. By averaging over different number of snapshots we identify a well-defined boundary between the ordered and disordered regions. Indeed, in a finite system, averaging will eventually produce a complete smearing even in the center of the trap. We observe signatures of this effect in the clear differences between the third picture in second and third row of Fig. 3, where averaging was made over  $10^5$  and  $5 \cdot 10^5$  MC sweeps, respectively. Thus, the time scale of the fluctuations in the ordered regions are dramatically larger than those related to the fluctuations in the disordered regions.

We next investigate the character of the vortex state in the disordered region. It is known that in the VL the helicity modulus, or equivalently the superfluid density, is zero in any direction [7, 8]. Monitoring of the helicity modulus could be employed to identify a region of a possible tensionful VL in the above pictures, as explained below. In a trapped system the global helicity modulus  $\Upsilon_z$  [8] has no rigorous meaning, due to the non-uniform  $P_{ij}$ . However, we introduce a modified helicity modulus

in  $z$  direction, defined in a selected region between two cylinders of radii  $R_1$  and  $R_2$ . We do so by applying a twist

$$\Delta(r_{ij}) \equiv \Delta_{ij} = \begin{cases} \Delta \hat{\mathbf{z}} & \text{if } R_1 \leq r_{ij} < R_2, \\ 0 & \text{otherwise,} \end{cases} \quad (2)$$

to the model Eq. 1 and defining the modified helicity modulus as follows,

$$\tilde{\Upsilon}_z(R_1, R_2) \equiv \frac{1}{N'} \left\langle \sum' P_{ij} \cos(\theta_j - \theta_i - A_{ij}) \right\rangle - \frac{1}{TN'} \left\langle \sum' [P_{ij} \sin(\theta_j - \theta_i - A_{ij})]^2 \right\rangle. \quad (3)$$

Here,  $\sum'$  is over all links where  $\Delta_{ij}$  is nonzero (depending on  $R_1$  and  $R_2$ ) and  $N'$  is the number of these links.

In a uniform extended system the proliferation of vortex loops happens via a second order phase transition [8]. When loops proliferate, the condensate is destroyed. The temperature of vortex-loop proliferation decreases with increasing rotation (see Fig. 12 in [8]). Alternatively, the destruction of the phase-coherence along the  $z$ -axis is caused by destruction of the lattice order via a first order transition. This scenario, if it is realized in a trapped system, should be manifest in the *shape* of the helicity modulus as the transition is approached, in that it should be significantly different from the case without rotation. Namely, one should see a *remnant of a first order phase transition* with a near-discontinuity in the helicity modulus, rather than the continuous variation characterizing a second order transition driven by a proliferation of vortex loops. If one were to observe no appreciable difference in the temperature dependence of the helicity with and without rotation, one would conclude that the demarcation line seen in the images separates an ordered region from tension-less vortex tangle, with no discernible VL region. This scenario would imply a well defined and regular structure of the boundary of the VLL.

The results for  $\tilde{\Upsilon}_z(R_1, R_2)$  are shown in Fig. 4. These measurements indeed show that the presence of a rotation significantly reduces the temperature at which  $\tilde{\Upsilon}_z$  vanishes. This reduction relative to the case of no rotation decreases with increasing  $R_1, R_2$ . That is, panel (d) is similar to panel (c) (no trap), whereas in panel (g) there is little difference between  $\tilde{\Upsilon}_z(R_1, R_2)$  with and without rotation. Thus, for the latter case the presence of vortices essentially does not influence  $\tilde{\Upsilon}_z$ , and the destruction of superfluid density is driven by the proliferation of vortex loops. Panel (g) is connected to the three leftmost panels in Fig. 3 in the following sense. The distinct demarcation line in these leftmost images separates a vortex solid from a tension-less vortex tangle with no visible tensionful VL region. This is consistent with the experiments showing a very regular edge structure for systems with large number of vortices [1, 2]. Note also

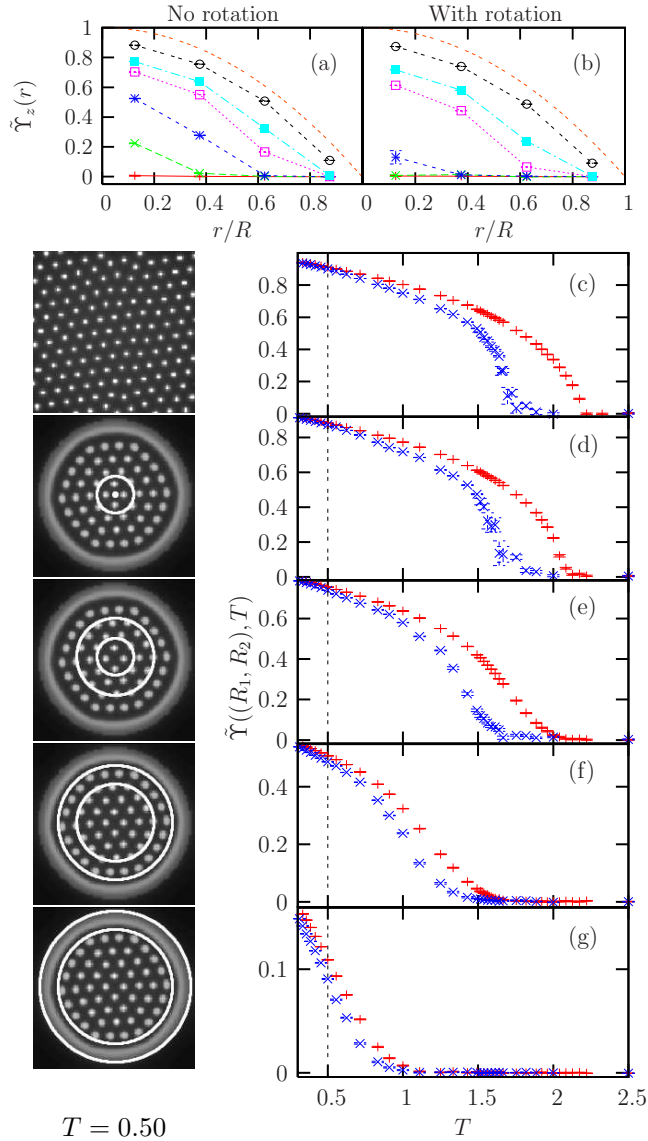


FIG. 4: Results for  $\tilde{\Upsilon}_z(R_1, R_2)$ . The two top panels show thermal depletion of the superfluid density in the model Eq. 1 ( $r$  is the distance from the center of the trap) at the temperatures  $T = 2.50$  (the lowermost curve),  $T = 2.00$ ,  $T = 1.67$ ,  $T = 1.25$ ,  $T = 1.00$ ,  $T = 0.50$ . In panels (c)–(g), the upper curve (+) is the helicity modulus without rotation, while the lower curve ( $\times$ ) the helicity modulus with rotation-induced vortices with filling fraction  $f = 1/36$  as functions of temperature. Panel (c) shows  $\Upsilon_z$  for a cubic uniform system with periodic boundary conditions. The upper curve (+) has the properties of a second order transition (helicity modulus vanishes because of vortex-loop proliferation), whereas the lower curve ( $\times$ ) has the finite-size appearance of a first order transition (suggesting that the helicity modulus vanishes because of vortex lattice melting) [7, 8]. The remaining panels (d)–(g) show  $\tilde{\Upsilon}_z(0, R/4)$ ,  $\tilde{\Upsilon}_z(R/4, 2R/4)$ ,  $\tilde{\Upsilon}_z(2R/4, 3R/4)$ , and  $\tilde{\Upsilon}_z(3R/4, R)$ , respectively. The vortex plots on the left (obtained at  $T = 0.50$ ) defines the radii  $R_1$  and  $R_2$  as white circles. Taking parameters from Ref. 2, and using  $\Omega = (h/M)N_v/2\pi R^2$  [2] where  $N_v$  is the number of vortices in the trap, we find  $\Omega \sim 100\text{Hz}$ . Since  $\omega_\perp \sim 500\text{Hz}$  [2], this puts us well outside the LLL regime.

the absence of circular distortion for the vortices at the edge of the system. On the other hand, by comparing panels (c) and (d), we see that  $\Upsilon_z$  and  $\tilde{\Upsilon}_z$  are quite similar. This points toward a possibility of the existence of a tensionful VL phase close to the center of the trap.

We have considered vortex matter in the model Eq. 1 with uniform and nonuniform density. The uniform case features dominant angular vortex fluctuations near the wall of the cylinder. Vortex matter in a trapped BEC is more complicated, due to density gradients. We have identified a number of inhomogeneous vortex states. Notably, we find a direct crossover from a vortex solid to tension-less vortex tangle with no discernible intermediate tensionful vortex liquid at low temperatures as the edge of the trap is approached. This explains very regular edges of VLL at finite temperatures in many experiments. At higher temperatures, a possible tensionful vortex liquid state located between a vortex solid at the center and a tension-less vortex tangle closer to the edge is identified. Our simulations indicate strong bending fluctuations of vortices in this region which may obscure its visibility in experiments. An experimental observation of the discrepancy between visible vortex numbers and rotation frequency (as we predict for disordered vortex states) has in fact been observed, albeit in an anharmonic trap [15].

This work was supported by the Research Council of Norway, Grant Nos. 158518/431, 158547/431 (NANOMAT), 167498/V30 (STORFORSK), the National Science Foundation, Grant No. DMR-0302347, Nordforsk Network on Low-Dimensional Physics. Discussions and correspondence with J. Dalibard, A. K. Nguyen, V. Schweikhard, E. Smørgrav, M. Zwierlein and especially with Erich J. Mueller, are gratefully acknowledged.

- 
- [1] K. W. Madison *et al.*, Phys. Rev. Lett. **84**, 806 (2000); I. Coddington *et al.*, Phys. Rev. Lett. **91**, 100402 (2003); V. Schweikhard *et al.*, *ibid* **92**, 040404 (2004); N. L. Smith *et al.*, *ibid*, **93**, 080406 (2004); I. Coddington *et al.*, Phys. Rev. A **73**, 063607 (2004); S. R. Muniz *et al.*, Phys. Rev. A **73**, 041605 (2006).
  - [2] J. R. Abo-Shaeer, C. Raman, J. M. Vogels, and W. Ketterle, Science **292**, 476 (2001).
  - [3] E. Babaev, A. Sudbø, and N. W. Ashcroft, Nature, **431**, 666 (2004).
  - [4] S. A. Gifford and G. Baym, Phys. Rev. A **70**, 033602 (2004).
  - [5] M. Snoek and H. T. C. Stoof, cond-mat/0601695.
  - [6] R. E. Hetzel, A. Sudbø, and D. A. Huse, Phys. Rev. Lett. **69**, 518 (1992).
  - [7] X. Hu, S. Miyashita, and M. Tachiki, Phys. Rev. Lett. **79**, 3498 (1997).
  - [8] A. K. Nguyen and A. Sudbø, Phys. Rev. B **60**, 15307 (1999).

- [9] At least  $10^5$  MC sweeps were discarded for equilibration at each temperature and up to  $5 \cdot 10^5$  sweeps were used for calculating averages.
- [10] G. Watanabe, G. Baym, and C. J. Pethick, Phys. Rev. Lett. **93**, 190401 (2004); N. R. Cooper, S. Komineas, and N. Read, Phys. Rev. A **70**, 033604 (2004).
- [11] L. J. Campbell and R. M. Ziff, Phys. Rev. B **20**, 1886 (1979).
- [12] Yu. Lozovik and E. Rakoch, Phys. Rev. B **57**, 1214 (1998).
- [13] Z. Tesanovic, Phys. Rev. **B 59**, 6449 (1999).
- [14] J. R. Abo-Shaeer, C. Raman, and W. Ketterle, Phys. Rev. Lett. **88**, 070409 (2002).
- [15] V. Bretin, S. Stock, Y. Seurin, and J. Dalibard, Phys. Rev. Lett. **92**, 050403 (2004).