

On the role of hydrodynamic interactions in colloidal gelation

R. YAMAMOTO^{1,2}, K. KIM^{1,2}, Y. NAKAYAMA³, K. MIYAZAKI⁴ and D.R. REICHMAN⁴

¹ *Department of Chemical Engineering, Kyoto University, Kyoto 615-8510, Japan*

² *PRESTO, Japan Science and Technology Agency, Kawaguchi 332-0012, Japan*

³ *Department of Chemical Engineering, Kyushu University, Fukuoka 819-0395, Japan*

⁴ *Department of Chemistry, Columbia University, 3000 Broadway, New York NY 10027, USA*

PACS. 47.57.-s – Complex fluids and colloidal systems.

PACS. 82.20.Wt – Computational modeling; simulation.

PACS. 83.10.Pp – Particle dynamics.

PACS. 83.80.Kn – Physical gels and microgels.

Abstract. – In this letter, we investigate several aspects related to the effect of hydrodynamics interactions on phase separation-induced gelation of colloidal particles. We explain physically the observation of Tanaka and Araki [Phys. Rev. Lett. **85**, 1338 (2000)] of hydrodynamic stabilization of cellular network structures in two dimensions. We demonstrate that hydrodynamic interactions have only a minor quantitative influence on the structure of transient gels in three dimensions. We discuss some experimental implications of our results.

There has been a surge of interest in recent years in understanding the dynamics and rheological properties of colloidal gels [1–3]. Such systems may be formed under a wide variety of conditions, ranging from percolation [4,5], nearly arrested phase separation [6–9], a glass-like transition involving extended structures [10,11], and diffusion-limited cluster aggregation [12]. The structure and rheology of the resultant gel depends sensitively on the volume fraction, the region of the phase diagram in which the system is initially prepared, and the range and strength of the interactions between the colloidal particles. Modern simulation techniques can realistically capture many of the features that are observed experimentally.

One aspect of the theoretical modeling of colloidal gelation that is incomplete is our understanding of the role of hydrodynamic interactions [13–15] in determining the gel morphologies that may form under a variety of conditions. Hydrodynamic interactions are intrinsically many-body in nature, and simple low-order multipole approximations are not sufficiently accurate to yield a reliable account of the effect of solvent mediated forces on colloidal particles as gelation proceeds. Several simulation approaches have been developed to properly account for the many-body nature of hydrodynamic interactions. The Accelerated Stokesian Dynamics (ASD) method [16] of Brady and coworkers uses a multipole-like decomposition and separation of near-field and far-field components to achieve accuracy and computational efficiency. While this method scales better with system size than older Stokesian approaches [17], it is still

difficult to use this approach for Brownian systems involving more than 500-1000 particles. Another useful approach is the Lattice Boltzmann (LB) method [18,19]. LB is a grid-based method that operates at the level of the reduced phase space distribution function. The LB approach is capable of handling large system sizes efficiently. One difficulty with LB is that the coarse-grained parameters that enter the simulation must be determined with care, and, in general, artifacts are sometimes difficult to detect [18,19]. While the LB method must be used with care for multi-component systems, impressive results have been recently been obtained [20].

In this work we will take another approach, based on direct solution of the Navier-Stokes equation on a grid. One difficulty with such a direct approach is the treatment of the interface between the fluid and the colloidal particle. If the colloidal particle is treated as a non-deformable solid, the need to adapt the grid at this interface as the colloid position is changed makes this approach expensive computationally. Recently, several approaches have been developed to overcome this difficulty. Tanaka and Araki have developed an approach where the colloidal particle is treated as a high viscosity fluid [21]. This obviates the grid adjustment issue, but at the expense of drastically decreasing the time step for evolving the colloidal particle's position. More recently, Yamamoto and coworkers have developed a smooth-profile interface approach [22], which also does not require grid adjustment. Furthermore, this approach does not require small time steps for the evolution of the particle position. This approach makes it possible to simulate the evolution of large systems of colloidal particles interacting with full many-body hydrodynamic interactions for reasonably long time scales. This is the approach taken here.

In the work of Tanaka and Araki [21], a preliminary investigation of the role of hydrodynamics in the formation of transient gels was made, and it was concluded that hydrodynamic interactions serve to stabilize tenuous spanning networks and structures. All reported studies in the work of Tanaka and Araki were performed in two dimensions. In this work, we study larger system sizes, including three dimensional systems composed of more than 2000 colloidal particles, using the method of Refs. [22–24]. Our goals are twofold: first we provide a physical picture for the origin of the effect observed by Tanaka and Araki. Secondly, we investigate how robust this effect is with respect to dimensionality. We conclude this work with a brief discussion of the observability of the effects discussed here in actual experiments.

We study systems of volume fraction $\phi = 0.173$ and $\phi = 0.338$ in two dimensions and $\phi = 0.153$ and $\phi = 0.307$ in three dimensions. Two dimensional systems are simulated on a 512×512 grid and contain 400 and 784 particles, respectively. Three dimensional systems are performed on a $128 \times 128 \times 128$ grid and contain 1200 and 2400 particles, respectively. The colloidal suspension is mono-disperse, and colloidal particles interact via a standard Lennard-Jones potential $V(r) = 4\epsilon\{(\sigma/r)^{12} - (\sigma/r)^6\}$. All systems are equilibrated at high temperature, and then instantaneously quenched to zero temperature, thus Brownian motion is ignored. This quench protocol may be relaxed so that Brownian motion is included within the approach of Refs. [22–24], but the qualitative features that will be discussed in this work are unaltered if finite temperature quenches are performed. The numerical approach for resolving hydrodynamic interactions between colloidal particles is detailed fully in Refs. [22–24] and will not be discussed here.

Fig. 1 shows evolution of particle aggregation after a quench for the low volume fraction two dimensional system. The left column shows two snapshots of this evolution without hydrodynamic interactions. The right column shows the same stages of evolution for the same system with hydrodynamics. Solvent colour provides a representation of the pressure of the fluid, with red denoting highest pressure, and blue lowest pressure. Once the pressure becomes uniform across the sample, the evolution of the cluster morphologies are rather similar with

and without hydrodynamic interactions, at least at intermediate times. This is illustrated in Fig.2, where the average number of bonds per particle as a function of time during the evolution of the aggregation process. Here the bond is defined as a pair of particles whose distance from each other is less than 1.2σ .

For higher volume fractions in two dimensions, a qualitative difference may be observed. Fig.3 shows a similar comparison of the evolution of domains in a colloidal system quenched to $T = 0$ at the volume fraction $\phi = 0.338$. Evolution without hydrodynamics leads eventually to disjoint clusters composed of relatively compact structures. Upon including the effect of hydrodynamic interactions, long-lived cellular structures may be observed. The cells of the gel morphology contain fluid of uniform pressure, but the fluid pressure is inhomogeneous globally, even for times where the pressure has completely uniformized at the volume fraction $\phi = 0.173$. This pressure (force) balance between colloidal particles that make up the walls of cellular structures and the fluid contained within them leads to a noticeable slowing down of the evolution of coarsening and a concomitant stabilization of tenuous gel structure. This is clearly illustrated in Fig.4, where the time-dependent structure factor $S(k, t)$ is calculated with and without hydrodynamics at various times after the initial quench. Observation of the low wave vector peak in $S(k, t)$ demonstrates clearly that the inclusion of hydrodynamic interactions stabilize gels composed of cellular structures. At longer times, such structure will eventually break up. While this break-up will be accelerated by Brownian motion, it may also be retarded by inducing, via a depletion interaction, a short-ranged strong attraction between the colloidal particles. Indeed, recent work has demonstrated that even in the absence of hydrodynamics, gels may be formed as via a glass-like arrest of the colloid dense phase a result of quenching systems with very strong, short-range attractions [6–9].

We now turn to the three dimensional case. Fig.5 shows both low (left column, $\phi = 0.153$) and higher (right column, $\phi = 0.307$) volume fractions. The upper panel in each column shows evolution without hydrodynamics while the lower panel in each column corresponds to evolution with hydrodynamics. In three dimensions it is clearly difficult to detect gross differences in particle configurations that evolve with and without hydrodynamics. Fig.6 shows the average number of bonds per particle in both the low and higher volume fraction cases. Similar to the two dimensional case, at short to intermediate times hydrodynamics leads to slower growth and slightly more tenuous structure. A qualitative difference between two and three dimensions, however, may be seen by examining the evolution of $S(k, t)$ (not shown in 3D). While it is clear that the evolution is different with and without hydrodynamic interactions in three dimensions, no time interval is found where the structure ceases to evolve, even transiently.

While the range of hydrodynamic interactions is drastically different in two and three dimensions, the origin of the network-stabilizing effect in two dimensions appears to be geometric. In two dimensions cellular structures may form naturally during phase separation, and then become transiently locked in via the pressure balance effect discussed above. In three dimensions, the typical situation will involve bicontinuity of colloidal structure and the suspending fluid which allows for global fluid pressure equilibration. Thus, hydrodynamics is expected to play a less important role in three dimensions. This reasoning suggest that even in the realistic, quasi-two dimensional case, where momentum may be dissipated in the third dimension, the network stabilizing effect may exist in some form even though the effective range of interactions is actually *shorter* in the quasi-two dimensional case than it is in three dimensions⁽¹⁾ [25].

⁽¹⁾Free standing films might better approximate the pure two dimensional case. One possibility would involve bubble dynamics in such a film [26]

In conclusion, the role of hydrodynamics in the formation of colloidal gels has been studied. Using the smoothed profile approach [22–24], large system sizes in two and three dimensions have been studied. A physical explanation for the transient arrest of gel structure in two dimensions as noted by Tanaka and Araki has been given. The effect of hydrodynamics in influencing gel structure is found to be significantly greater in two dimensions, where cellular structures form naturally. The observation that cellular structures may transiently lead to inhomogeneous pressure profiles in the suspending fluid that drastically slow the evolution of gel morphology suggests that such an effect may be seen in confined geometries on some time scale, even if the range of interaction in the quasi-two dimensional case is significantly shorter than in the pure two and three dimensional cases.

* * *

RY thank the Earth Simulator Center, Japan Agency for Marine-Earth Science and Technology (JAMSTEC) for their generous supports to this work. DRR would like to thank M. E. Cates, H. Diamant, and E. Rabani for useful discussions. DRR and KM have been supported by NSF (# 0134969).




Fig. 1 – Snapshots of aggregating particles in a colloidal dispersion without [early time (a) and late time (c)] or with [early time (b) and late time (d)] hydrodynamic interactions. Here the volume fraction of particles is 0.173 ($N = 400$). The background colour in (b) and (d) represents the pressure of the fluid. Blue and red correspond to low and high pressure, respectively.

REFERENCES

- [1] CHEN M. and RUSSEL W. B., *J. Colloid Interface Sci.*, **141** (1991) 564.
- [2] RUEB C. J. and ZUKOSKI C. F., *J. Rheol.*, **41** (1997) 197.
- [3] BERGENHOLTZ J. and FUCHS M., *Phys. Rev. E*, **59** (1999) 5706.
- [4] MILLER M. A. and FRENKEL D., *Phys. Rev. Lett.*, **90** (2003) 135702.
- [5] DE CANDIA A., DEL GADO E., FIERRO A., SATOR N. and CONIGLIO A., *Physica A*, **358** (2005) 239.
- [6] VERHAEGH N. A. M., ASNAGHI D., LEKKERKERKER H. N. W., GIGLIO M. and CIPELLETTI, L., *Physica A*, **242** (1997) 104.
- [7] GEOFFREY SOGA K., MELROSE J. R. and BALL R. C., *J. Chem. Phys.*, **108** (1998) 6026.
- [8] FOFFI G., DE MICHELE C., SCIORTINO F. and TARTAGLIA P., *Phys. Rev. Lett.*, **94** (2005) 078301.

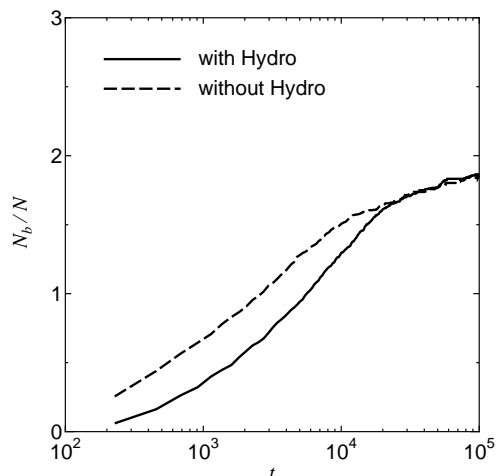


Fig. 2 – Time dependence of the average number of bonds per a particle in two dimensions for $\phi = 0.173$

- [9] MANLEY S., WYSS H. M., MIYAZAKI K., CONRAD J. C. TRAPPE V., KAUFMAN L. J., REICHMAN D. R. and WEITZ D. A., *Phys. Rev. Lett.*, **95** (2005) 238302.
- [10] KROY K., CATES M. E. and POON W. C. K., *Phys. Rev. Lett.*, **92** (2004) 148302.
- [11] SCIORTINO F., MOSSA S., ZACCARELLI E. and TARTAGLIA P., *Phys. Rev. Lett.*, **93** (2004) 055701.
- [12] CARPINETI M. and GIGLIO M., *Phys. Rev. Lett.*, **68** (1992) 3327.
- [13] HAPPEL J. and BRENNER H., *Low Reynolds number hydrodynamics: with special applications to particulate media*. (Kluwer Academic Publishers, Dordrecht) 1983.
- [14] KIM S. and KARRILA S. J., *Microhydrodynamics: Principles and Selected Applications*. (Butterworth-Heinemann, Boston) 1991.
- [15] RUSSEL W. B., SAVILLE D. A. and SCHOWALTER W. R., *Colloidal Dispersions*. (Cambridge University Press, Cambridge) 1989.
- [16] SIEROU A. and BRADY J. F., *J. Fluid Mech.*, **448** (2001) 115.
- [17] BRADY J. F. and BOSSIS G., *Ann. Rev. Fluid Mech.*, **20** (1988) 111.
- [18] LADD A. J. C. and VERBERG R., *J. Stat. Phys.*, **104** (2001) 1191.
- [19] CATES M. E., DESPLAT J.-C., STANSELL P., WAGNER A. J., STRATFORD K., ADHIKARI R. and PAGONABARRAGA I., *Phil. Trans. R. Soc. A*, **363** (2005) 1917.
- [20] STRATFORD K., ADHIKARI R., PAGONABARRAGA I., DESPLAT J.-C. and CATES M. E., *Science*, **309** (2005) 2198.
- [21] TANAKA H. and ARAKI T., *Phys. Rev. Lett.*, **85** (2000) 1338.
- [22] NAKAYAMA Y. and YAMAMOTO R., *Phys. Rev. E*, **71** (2005) 036707.
- [23] KIM K., NAKAYAMA Y. and YAMAMOTO R., [cond-mat/0601534](#), (2006) .
- [24] Y. NAKAYAMA, K. KIM, AND R. YAMAMOTO, [cond-mat/0601322](#), (2006) .
- [25] DIAMANT H., CUI B., LIN B. and RICE S. A., *J. Phys.: Condens. Matter*, **17** (2005) S2787.
- [26] DIAMANT H., (private communication).

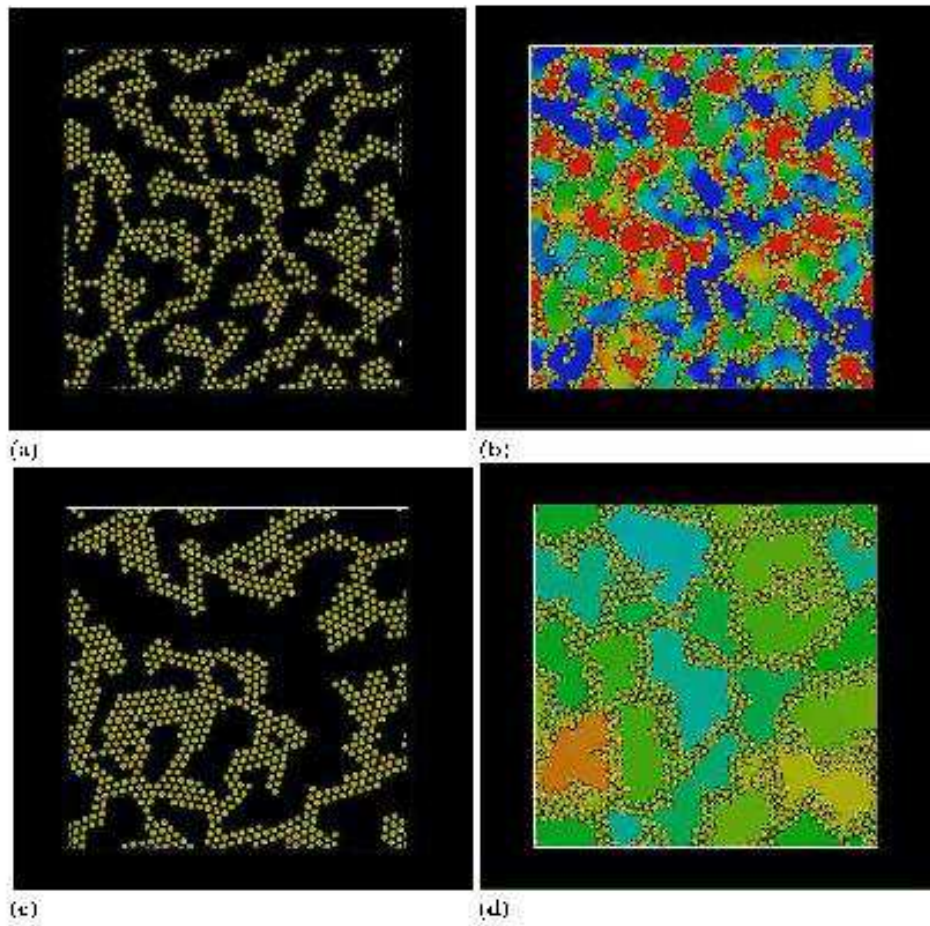


Fig. 3 – Snapshots of aggregating particles in a colloidal dispersion without [early time (a) and late time (c)] or with [early time (b) and late time (d)] hydrodynamic interactions. Here the volume fraction of particles is 0.338 ($N = 784$). The background colour in (b) and (d) represents the pressure of the fluid. Blue and red correspond to low and high pressure, respectively.

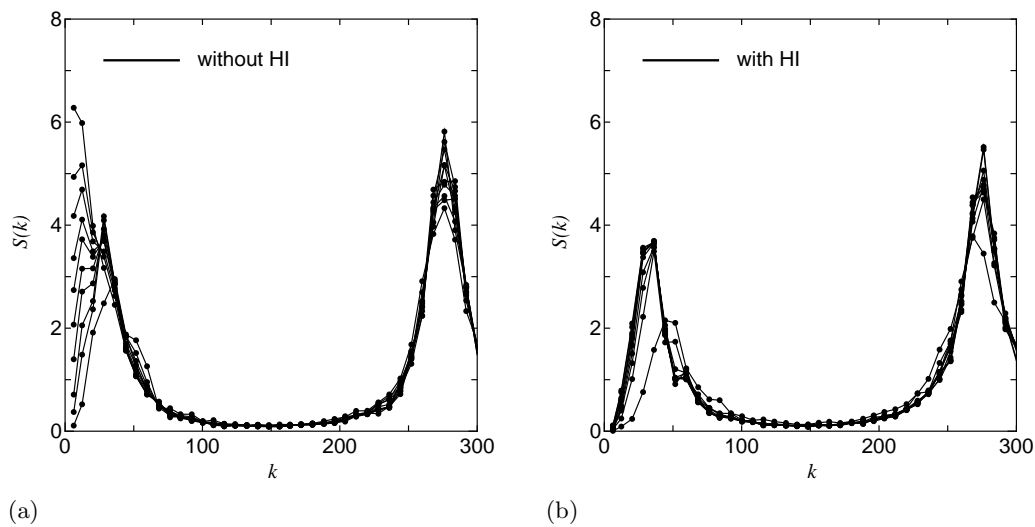


Fig. 4 – $S(k)$ without (a) and with (b) hydrodynamic interactions for $\phi = 0.338$. 10 lines are plotted from $t = 1.5 \times 10^3$ (lowest) to 1.5×10^4 (highest) for every $\delta t = 1.5 \times 10^3$. Here the time unit is $\rho\Delta^2/\eta$, where ρ is the fluid mass density, η is the fluid viscosity, and Δ is the grid spacing ($=1$).




Fig. 5 – Snapshots of aggregating particles in a three dimensional dispersion without [$\phi = 0.153$ (a) and $\phi = 0.307$ (b)] or with [$\phi = 0.153$ (c) and $\phi = 0.307$ (d)] hydrodynamic interactions. All configurations are obtained at $t = 1.5 \times 10^4$.

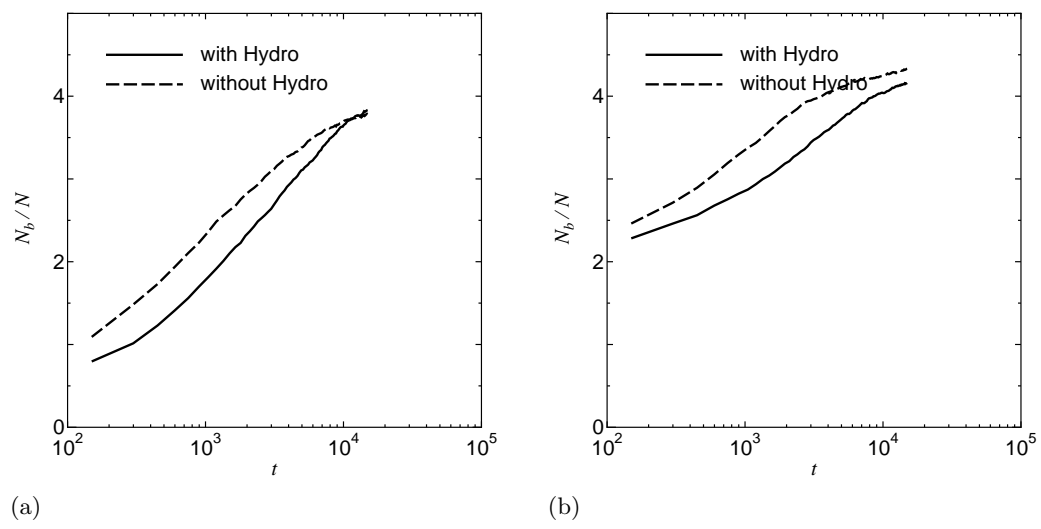


Fig. 6 – Time dependence of the average number of bonds per a particle in three dimensions for $\phi = 0.153$ (a) and 0.338 (b).