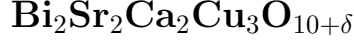


Photoinduced Suppression of Superconductivity in



Subhasis Ghosh and Niladri Sarkar

School of Physical Sciences, Jawaharlal Nehru University, New Delhi 110067

Abstract

Superconductivity in high temperature superconductors is achieved by introducing charge carriers into cuprate insulators containing CuO_2 planes. Perturbation in these CuO_2 planes suppresses superconductivity by strongly affecting the electronic environment. Here we have use photoinduced electronic modification of Cu ion in CuO_2 plane to investigate the effect of local perturbation in $\text{Bi}_2\text{Sr}_2\text{Ca}_2\text{Cu}_3\text{O}_{10+\delta}$. This method has been used to suppress superconducting transition temperature T_c . We show that our results on photoinduced suppression of superconductivity are consistent with a scenario based on pinning of fluctuating stripes in $\text{Bi}_2\text{Sr}_2\text{Ca}_2\text{Cu}_3\text{O}_{10+\delta}$.

PACS numbers: 74.25.Fy 74.25.Gz 74.62.Dh 74.72.Hs

Superconductivity in high temperature superconductors (HTSC) is generally believed to originate from the strongly interacting carriers (holes or electrons) in CuO_2 planes, but, the exact mechanism of high temperature superconductivity has been debated intensely since it was discovered. One of the most fascinating properties of HTSC is the sensitivity of the critical temperature, T_c , at which metal becomes superconducting, to doping and non-magnetic (Zn, Li, Al) impurities, which are substituted with Cu atoms in the CuO_2 planes. The effect of local perturbation in CuO_2 planes, in particular, the suppression of superconductivity by nonmagnetic impurities in CuO_2 planes is being studied experimentally [1, 2, 3, 4, 5, 6] and theoretically [7, 8, 9, 10, 11, 12]. The suppression of T_c has been explained by different scenarios, such as modifications of local magnetic environment [2], pair breaking by strong potential scattering in the presence of d -wave order parameter [13], destruction of superfluid density in “swiss chesse-like void created by impurity” [4], impurity induced local variation of the superconducting gap [14], Kondo impurity scattering [7, 9], pinning of stripe by planar impurity [8, 10] and enhancement of antiferromagnetic spin correlation [11].

Nevertheless, the understanding of the impact of such an impurity on HTSC in normal and superconducting state, in particular, the microscopic origin of suppression of superconductivity is far from satisfactory. In this letter, we present results on the photoinduced T_c suppression in $\text{Bi}_2\text{Sr}_2\text{Ca}_2\text{Cu}_3\text{O}_{10+\delta}$ (BSCCO-2223). The experiments were performed on high quality superconducting platelets of BSCCO-2223. The maximum grain misalignment angle in the powder-in-tube (PIT) processed tape, from which it was extracted, was around 8° . This enabled the supercurrent flow to be primarily lossless across the grain boundaries of the tape [15]. Typical thickness of the sample was $100\mu\text{m}$. The samples have been chosen carefully with regard to sharp superconducting transitions of width $\sim 1\text{K}$. The slightly underdoped ($T_c \sim 100\text{K}$) samples are chosen for minimizing the effect of pseudogap and other competing orders and to have linear temperature dependence of resistivity $\rho(T)$. There are several disadvantages with Zn-doped and irradiated samples. In both cases, T_c -suppression is also affected by uncontrolled and unwanted defects. Resistivity was measured during heating and cooling. The heating and cooling rates ($\sim 0.1\text{K}/\text{min}$) were adjusted very slowly to avoid any thermal effects [16]. *The main advantage in this case, in contrast to impurity doped or irradiated samples, T_c -suppression can be achieved reversibly.* We have explained the suppression of superconductivity with a scenario based on pinning of fluctuating stripes

by photoinduced Cu ion in $3d^{10}$ state(Cu^+).

The evolution of T_c as a function of intensity of light is shown in Fig.1, displaying the parallel shift of resistivity $\rho(T)$ curves, which show linear temperature dependence following the relation, $\rho(T) = \rho_0 + \alpha T$. There is no signature of pseudogap related downward deviation of $\rho(T)$ [17]. In order to estimate the effects of photoexcitation on $\rho(T)$, we looked at the slope $\alpha = \frac{d\rho}{dT}$, which depends on the hole concentration p . It is clear from Fig.1 that the slope α remains almost same for all resistivity curves. Hence, the photoexcitation does not change the effective hole concentration, it only modifies the residual resistivity ρ_0 , which is a measure of the scattering rate of charge carriers by impurities. This reduction of T_c can be interpreted as the suppression of superfluid density σ_s , as $T_c \propto \sigma_s$ [4, 18]. Fig.2 shows how the suppression of T_c , i.e. ΔT_c depends on wavelength of light. It should be mentioned that the parent compounds are not strictly Mott insulator *per se* and are more accurately described as charge transfer(CT) insulator. In this case O $2p$ band lies above Cu $3d$ LHB and minimum band gap is not the correlation energy U , but the gap between UHB and O $2p$ band, known as CT gap, which is around 1.5-2eV in cuprate HTSCs[19]. So, one would expect the maximum of suppression of T_c should be at CT gap in HTSC, instead, we have observed suppression of T_c starts at 2eV, which is the charge transfer gap in BSCCO-2223[19] and maximum of ΔT_c is at 2.6eV and not at CT gap. We attribute this transition due to Cu- $3d^9(\text{Cu}^{2+})$ to Cu- $3d^{10}(\text{Cu}^+)$, known as $d^9 - d^{10}L$ transition[20], photoexcitation makes some Cu ions in CuO_2 planes as spinless non-magnetic potential perturbation as Zn^{2+} does in CuO_2 plane in case Zn-doped cuprates. So, what is the origin of this spectral dependence? The superconductivity induced changes in optical spectra at energies more than CT gap has been established[21] in $\text{Bi}_2\text{Sr}_2\text{CaCu}_2\text{O}_{8+\delta}$ (BSCCO-2212) using spectroscopic ellipsometry. Corroborating with neutron scattering experiments, this spectral feature has been connected with magnetic degrees of freedom. This connection is also supported by inelastic light scattering related to two-magnon resonance energies at higher than CT gap in BSCCO-2212. In addition to this, similar resonance at 2.7eV have been observed[22, 23] in Raman spectra for Cooper pair breaking in BSCCO-2212 over a wide range of doping. All these suggest that there have to be electronic states strongly coupled to magnetic degrees of freedom and superconductivity is induced by the interaction with the high energy magnetic excitations.

To compare our result with different mechanisms for destruction of superconductivity,

we have studied how T_c changes with intensity of light or the concentration of photoexcited singly positive Cu ions(n^{Cu+}). The best estimate of n^{Cu+} can be obtained from photoinduced change in residual resistivity $\Delta\rho_{ab}^o = \rho_0^{ph} - \rho_0^d$, where ρ_0^d and ρ_0^{ph} are the residual resistivities in dark and in the presence of photoexcitation, respectively. Fig.3 shows the linear variation of T_c with $\Delta\rho_{ab}^o$. Generally it has been always attempted to explain the destruction of superconductivity by Abrikosov-Gorkov(AG) relation[24], which is weak coupling formalism based on Bardeen-Cooper-Schliefer(BCS) theory for elastic scattering due to impurities embedded in a BCS host. This relation is given as $\ln\left(\frac{T_{cd}}{T_c}\right) = \psi\left(\beta + \frac{1}{2}\right) - \psi\left(\frac{1}{2}\right)$, where $\psi(x)$ is digamma function and $\beta = \frac{\hbar}{2\pi k_B T_c \tau}$, τ is the scattering rate and T_{cd} is the superconducting transition temperature in dark. Now, τ can be expressed in terms ρ_0^d as, $\frac{1}{\tau} = \frac{\rho_0^d \omega_p^2}{4\pi}$, where ω_p is the plasmon frequency. Fig.3 shows the fitting for suppression of T_c with AG relation with different values of ω_p in BSSCO[25]. It is clear that experimental data cannot be explained by AG relation. Any attempt to reproduce linear variation of T_c with residual resistivity by BCS based AG relation or it's variant(such with d+s order parameter[26] or spatial variation of order parameter[14]) resulted unacceptable and unphysical values of different parameters such as plasmon frequency and transport coupling constants. This is not surprising because these methods employed to determine the suppression of T_c cannot be satisfactorily described within the framework of a BCS-like mean field theory. It is clear from Fig.3 that the suppression of T_c is linear with residual resistivity following the relation,

$$\frac{T_c}{T_{cd}} = 1 - \frac{\rho_0^{ph}}{\rho_0^c} \quad (1)$$

In this case T_c is a function of light intensity and can be scaled with residual resistivity, as ρ_0 and $\alpha(= \frac{d\rho}{dT})$ dont' change with light intensity. ρ_0^c is the critical residual resistivity at which the superconductivity is completely destroyed. By comparing the best fit to the data, we determine $\rho_0^c=390\mu\Omega\text{cm}$, which should be the critical residual resistivity when superconductivity is completely destroyed.

Now we can estimate the number of photoinduced spinless Cu ions($3d^{10}$), n^{Cu+} , from the photoinduced variation of the 2D residual resistivity ρ_0^{2D} , which is given by[7], $\rho_0^{2D} = \frac{4\hbar}{e^2} \frac{n_{imp}}{\delta}$, where δ is hole concentration and n_{imp} is the concentration of impurity. As already discussed in the previous section, photoexcitation transforms some Cu ions in CuO_2 planes from $\text{Cu-}3d^9(\text{Cu}^{2+})$ to spinless $\text{Cu-}3d^{10}(\text{Cu}^+)$. These Cu ions in CuO_2 planes act as spinless non-magnetic potential perturbation as Zn^{2+} does in CuO_2 plane in case Zn-doped cuprates.

Therefore, the term n_{imp} becomes $n_{imp}+n^{Cu^+}$ in the presence of photoexcitation and the value of ρ_o^{2D} at any light intensity can be given by, $\rho_o^{2D} = \frac{4\hbar}{e^2} \frac{(n_{imp}+n^{Cu^+})}{\delta}$. From Fig.1 we see that there is a parallel shift of resistivity $\rho(T)$ curves with light intensity. As we have mentioned, photoexcitation does not change the effective hole concentration, so the value of δ remains constant and the only parameter that varies with light intensity is n^{Cu^+} , which has been determined from ρ_0^{2D} (Fig.3).

The problem of HTSC has been addressed as behavior of doped holes(electrons) in an antiferromagnetic background and shown that interplay between superconductivity and antiferromagnetism can give rise to inhomogeneous spin and charge ordering[27, 28], known as “stripes”. Essentially the underlying physics behind stripe formation is the expulsion of holes from the regions of local moments. There is strong evidence for metallic stripe in La-Sr-Cu-O(LSCO) family of HTSC[29, 30]. There are some reports on the observation of stripes in BSCCO-2212[31, 32]. It has been argued strongly that dynamic stripes underly the superconducting state and shown that suppression of T_c can be explained by pinning the fluctuating stripes[8, 10, 28, 29, 30]. In this case Cu^+ ions pin the stripes and slow their fluctuation by reducing the transverse kinetic energy. It has been shown by neutron scattering experiments on La_2CuO_{4+y} that distance between stripes is not affected by planar impurity with closed d-shell[33]. Hence the stripe pinning by Cu^+ ion must be local within a sphere of influence around the Cu^+ , resulting a reduction of T_c . Fig.4 schematically shows the effect of Cu^+ ion on the stripe grid. In the presence of Cu^+ ions, fluctuations are suppressed close to the Cu^+ site. Following Refs.8 and 10, we assume that the Cu^+ ions are located half the distance between superconducting stripes and suppress stripe fluctuations within a circle of radius R around their position, as shown in Fig.4. This distance R is set by various energy scales in the problem[8, 10] including the string tension of the stripe and therefore should scale with the interstripe distance l . From Fig.4 we see that the linear region of the stripes that is affected is $\sqrt{R^2 - l^2/4}$, where $R = \gamma l/2$. Here $\gamma(\gamma>1)$ is a doping independent phenomenological parameter which depends on the disorder and energetic details[8, 10]. Now, the stripe length which is pinned per Cu^+ ion is $4\sqrt{R^2 - l^2/4}=2l\sqrt{\gamma^2 - 1}$. Pinning of fluctuating stripes leads to suppression of superfluid density and if there are n_{Cu^+} photoinduced ions per unit volume, and if we assume that all these ions take part in pinning the stripes, then the planer density of suppressed superfluid density $\Delta\sigma_s$ is given $\Delta\sigma_s = \frac{2n^{Cu^+}l^2\sqrt{\gamma^2-1}}{a^2}\sigma_s$, where a is lattice constant. Finally, the net superfluid density in the presence of photoex-

citation is given by $\sigma_s^{ph} = \sigma_s^d - \Delta\sigma_s$. Now, using Uemura's relation[18] and Eqn.1, we have

$$\frac{\sigma_s^{ph}}{\sigma_s^d} = 1 - \frac{2n^{Cu^+}l^2\sqrt{\gamma^2-1}}{a^2} = 1 - \frac{n^{Cu^+}}{n_C^{Cu^+}} = 1 - \frac{\rho_0^{ph}}{\rho_0^c} = \frac{T_c}{T_{cd}} \quad (2)$$

where $n_C^{Cu^+}$ is the critical concentration of Cu^+ ions when superfluid density vanishes and given by $n_C^{Cu^+} = \frac{1}{2\sqrt{\gamma^2-1}} \left(\frac{a}{l}\right)^2$. Fig.3 shows the variation of the T_c/T_{cd} with n^{Cu^+} . The suppression of T_c is linear with the n^{Cu^+} , as predicted by Eqn.2 and the value of $n_C^{Cu^+}$ has been found to be 0.0373. Using the relation $\frac{1}{2\sqrt{\gamma^2-1}} \left(\frac{a}{l}\right)^2 = 0.0373$, one obtains $l = 4.7a$ and $R = 14.84\text{\AA}$, where $a = 5.4\text{\AA}$ and $\gamma = 1.17$. Similar value of R is reported[6] in case of BSCCO-2212, where scanning tunnelling microscopy (STM) was used to investigate the effects of individual zinc impurity atoms. It has been observed that there is a strong suppression of superconductivity within $\sim 15\text{\AA}$ of Zn sites in BSCCO-2212.

Finally, we would like to mention that it is clear in Fig.1, while ρ keeps decreasing over the whole temperature range above T_c , there appears a feature below $T^* \sim 260\text{K}$ in resistivity curve $\rho(T)$. This feature becomes pronounced in resistivity curves $\rho(T)$ taken under photoexcitation. In this case resistivity deviates upward from the linearity as T decreases and finally $\rho(T)$ resumes linear- T descent. This is different from well known downturn deviation observed in underdoped cuprates due to pseudogap[17]. This upward deviation has been observed in LSCO[34], BSCCO-2223[35] and attributed to high temperature tetragonal (HTT) to the low temperature orthorhombic (LTO) phase transition. This led to the speculation that the upward deviation of $\rho(T)$ is universally observed in cuprates, and is related to the lattice distortion induced structural phase transition and an indication of formation of stripe phase, which has been observed in LSCO and YBCO and only speculated about its' existence in BSCCO.

In conclusion, we have performed reversible experiments on destruction of superconductivity using photoexcitation in slightly underdoped BSSCO-2223. The reported results not only reveals new physics regarding the origin of suppression of superconducting in HTSC but also opens a new avenue for investigating the role of disorder or perturbation in copper oxide plane for understanding the mechanism of superconductivity in HTSCs.

-
- [1] H. Alloul, P. Mendels, H. Casalta, J. F. Marucco and J. Arabski, Phys. Rev. Lett. **67**, 3140 (1991).
- [2] A. V. Mahajan *et al.* Phys. Rev. Lett. **72**, 3100 (1994).
- [3] Y. Fukuzumi, K. Mizuhashi, K. Takenaka and S. Uchida, Phys. Rev. Lett. **76**, 684 (1996).
- [4] B. Nachumi *et al.*, Phys. Rev. Lett. **77**, 5421 (1996).
- [5] J. Bobroff *et al.*, Phys. Rev. Lett. **83**, 4381 (1999).
- [6] S. H. Pan *et al.*, Nature, **403**, 746 (2000).
- [7] N. Ngaosa and P. A. Lee, Phys. Rev. Lett. **79**, 3755 (1997).
- [8] A. H. Castro Neto and A. V. Balatsky, cond-mat/9805273.
- [9] A. Polkovnikov, S. Sachdev and M. Vojta, Phys. Rev. Lett. **86**, 296 (2001).
- [10] C. M. Smith, A. H. Castro Neto and A. V. Balatsky, Phys. Rev. Lett. **87**, 177010 (2001).
- [11] Th. A. Maier and M. Jarrell, Phys. Rev. Lett. **89**, 077001 (2002).
- [12] P. Prelovšek and I. Sega, Phys. Rev. Lett. **93**, 207202 (2004).
- [13] R. E. Walstedt *et al.* Phys. Rev. B, **48**, 10646 (1993).
- [14] M. Franz *et al.*, Phys. Rev. B **56** 7882 (1997).
- [15] D.C. Larbalestier *et al.* Nature, **414**, 368 (2001).
- [16] L. R. Testardi, Phys. Rev. B, **4**, 2189 (1971).
- [17] T. Watanabe, T. Fujii and A. Matsuda, Phys. Rev. Lett. **79**, 2113 (1997)
- [18] Y. J. Uemura *et al.*, Phys. Rev. Lett. **62**, 2317 (1989).
- [19] Y. Ohta, T. Tohyama and S. Maekawa, Phys. Rev. Lett. **66**, 1228 (1991).
- [20] M. J. Holcomb, J. P. Collman and W. A. Little, Phys. Rev. Lett. **73**, 2360 (1994).
- [21] M. Rübhausen *et al.*, Phys. Rev. B, **63**, 224514 (2001).
- [22] G. Blumberg *et al.*, Science, **278**, 1427 (1997).
- [23] M. Rübhausen *et al.*, Phys. Rev. Lett. **82**, 5349 (1999).
- [24] A. A. Abrikosov, L. P. Gorkov, Sov. Phys. JETP, **12**, 1243 (1961).
- [25] I. Bozovic, Phys. Rev. B, **42**, 1969 (1990).
- [26] L. A. Openov, Phys. Rev. Lett. **93**, 129701 (2004).
- [27] E. W. Carlson *et al.* in The Physics of Conventional and Unconventional Superconductors, edited by K. H. Bennemann, and J. B. Ketterson (Springer, Berlin) 2003.

- [28] S. A. Kivelson *et al.*, Rev. Mod. Phys. **75**, 1201 (2003).
- [29] J. M. Tranquada *et al.*, Nature, **375**, 561 (1995).
- [30] M. Fujita *et al.*, Phys. Rev. Lett. **88**, 167008 (2002).
- [31] A. Menzel, R. Beer and E. Bertel, Phys. Rev. Lett. **89**, 076803 (2002).
- [32] J. E. Hoffman *et al.* Science, **295**, 466 (2002).
- [33] B. O. Wells, Science, **277**, 1067 (1997).
- [34] T. Noda, H. Eisaki and S. Uchida, Science, **286**, 265 (1999).
- [35] W. Chen, J. P. Franck and J. Jung, Phys. Rev. B, **60**, 3527 (1999).

Figure Captions

Figure 1. Temperature dependence of in plane resistivity for slightly underdoped BSSCO-2223 in the presence of photoexcitation with 488nm laser light. T_c shifts from 100K(in dark) to 65K in the presence of maximum photoexcitation. Maximum intensity of laser was 20mW/cm². The downarrow(\downarrow) shown on the resistivity curves at 260K indicates the point of upward deviation from linear temperature dependence of $\rho(T)$. (a) $d\rho/dT$ near transition temperature in case of $T_c=100$ K and $T_c=65$ K. Transition width δT_c is 1.2K in case of dark and changes to 1.4K in case of highest photoexcitation. Hence, photoexcitation does not induce disorder or inhomogeneity as δT_c is the measure of disorder induced inhomogeneities in the sample. (b) Slope of $\rho(T)$ in linear region(140K to 260K)is plotted against the T_c . Slope almost remain unchanged, but T_c varies from 100K to 65K. Connecting line is guide for eyes.

Figure 2. Suppression of superconducting temperature ΔT_c is plotted against the energy of photoexcitation. Downarrow(\downarrow) shows the position of the charge transfer(CT) gap in BSSCO-2223. In this case intensity of light has been fixed to a optimum value(10mW/cm²) and ΔT_c is measured as the wavelength of light is changed.

Figure 3. Reduction of T_c is plotted against the change of residual resistivity. T_c is normalized with $T_{cd}(T_c$ in dark). Bigger dashed and smaller dashed curves represent fitting with AG's relation for two different values of plasmon frequencies of $\omega_p=1.2$ eV and $\omega_p=0.8$ eV, respectively. Linear fit is according to Eqn.1. Inset shows the normalized T_c at different light intensities vs. the number of photoinduced spinless $\text{Cu}^+(3d^{10})$ ions determined from the residual resistivity.

Figure 4. Schematic diagram of stripes in CuO_2 planes. Thick grey lines represent the regions of stripe with finite superfluid density, separated with regions of localized spins. Photoinduced $\text{Cu}^+(3d^{10})$ pins the stripes within a radius of R, where superfluid density is suppressed.

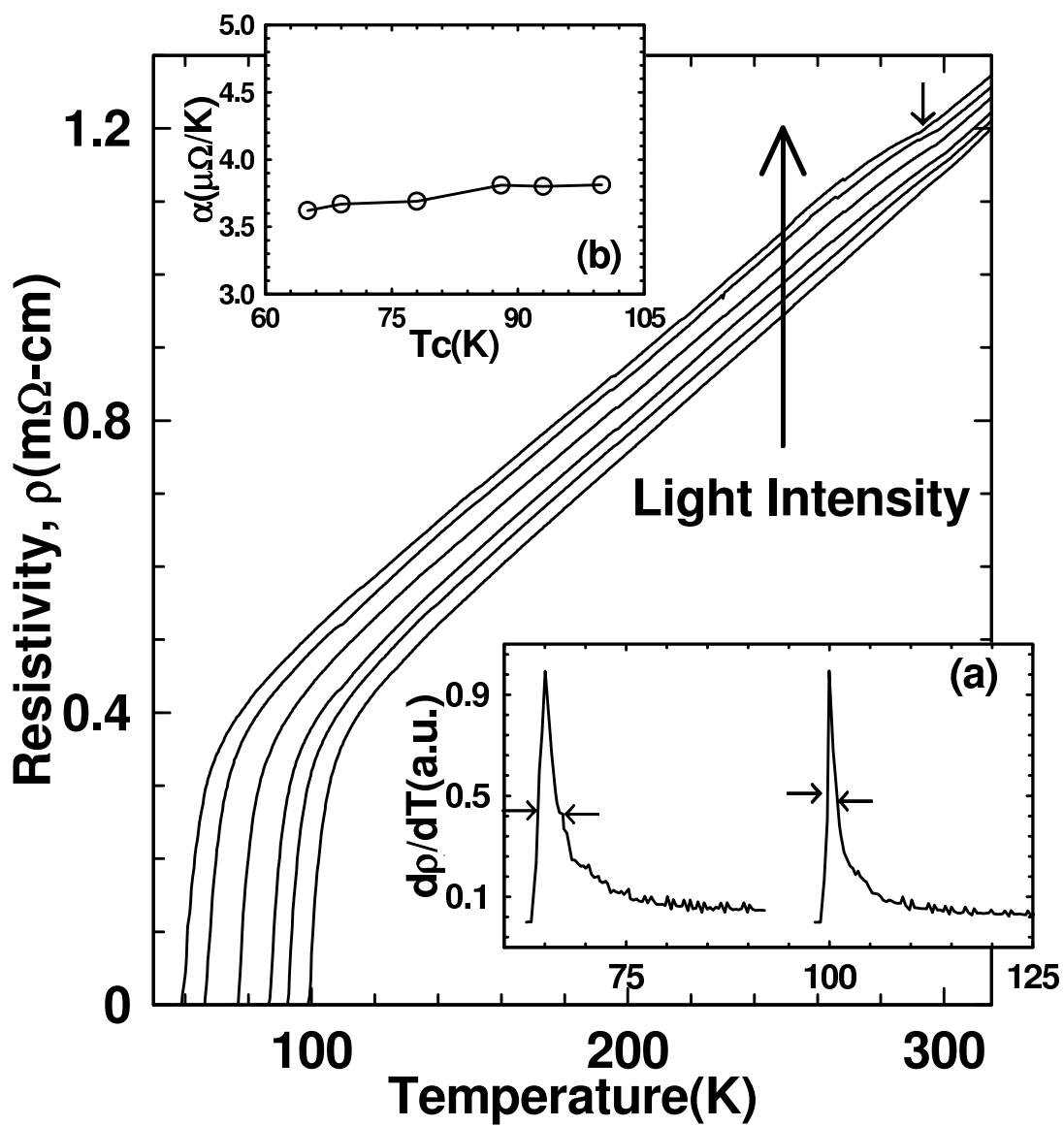


Figure 1

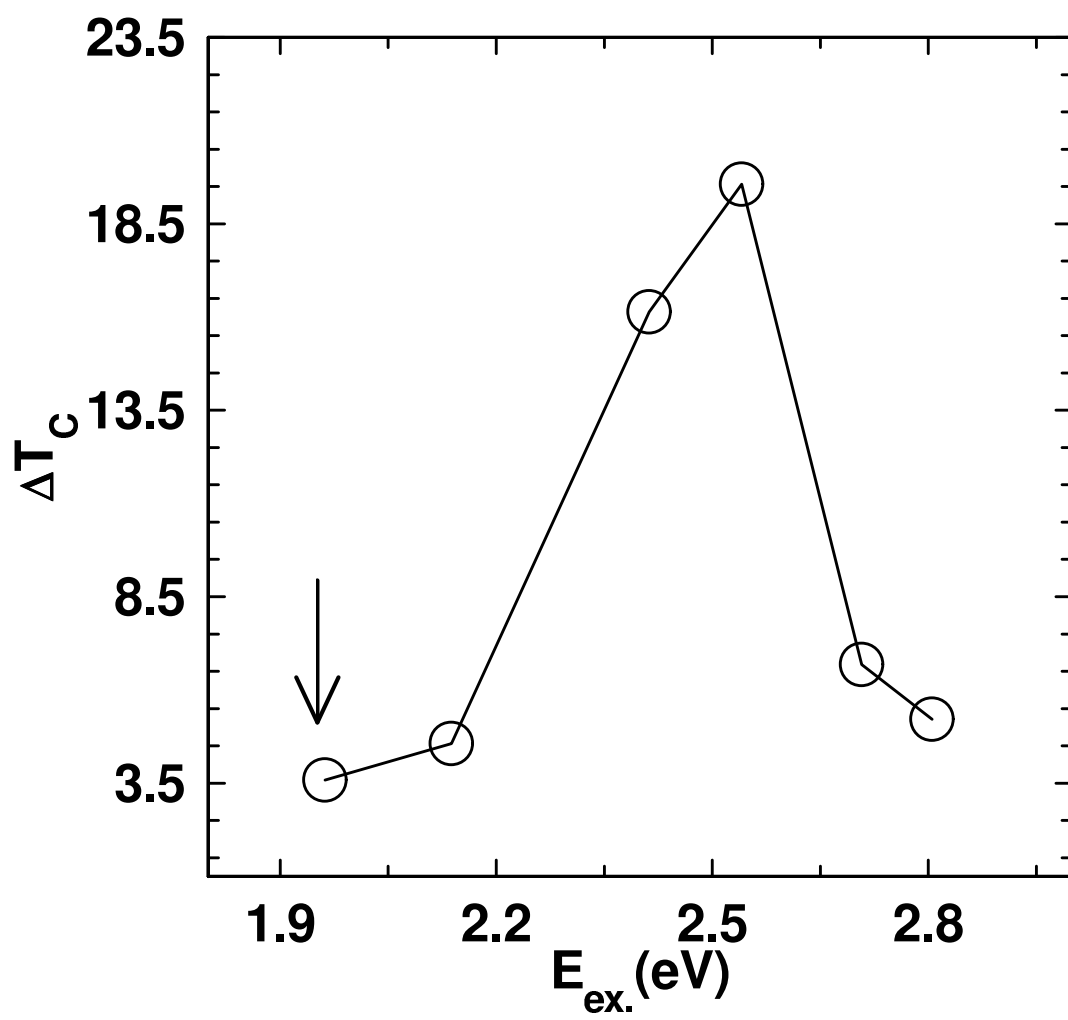


Figure 2

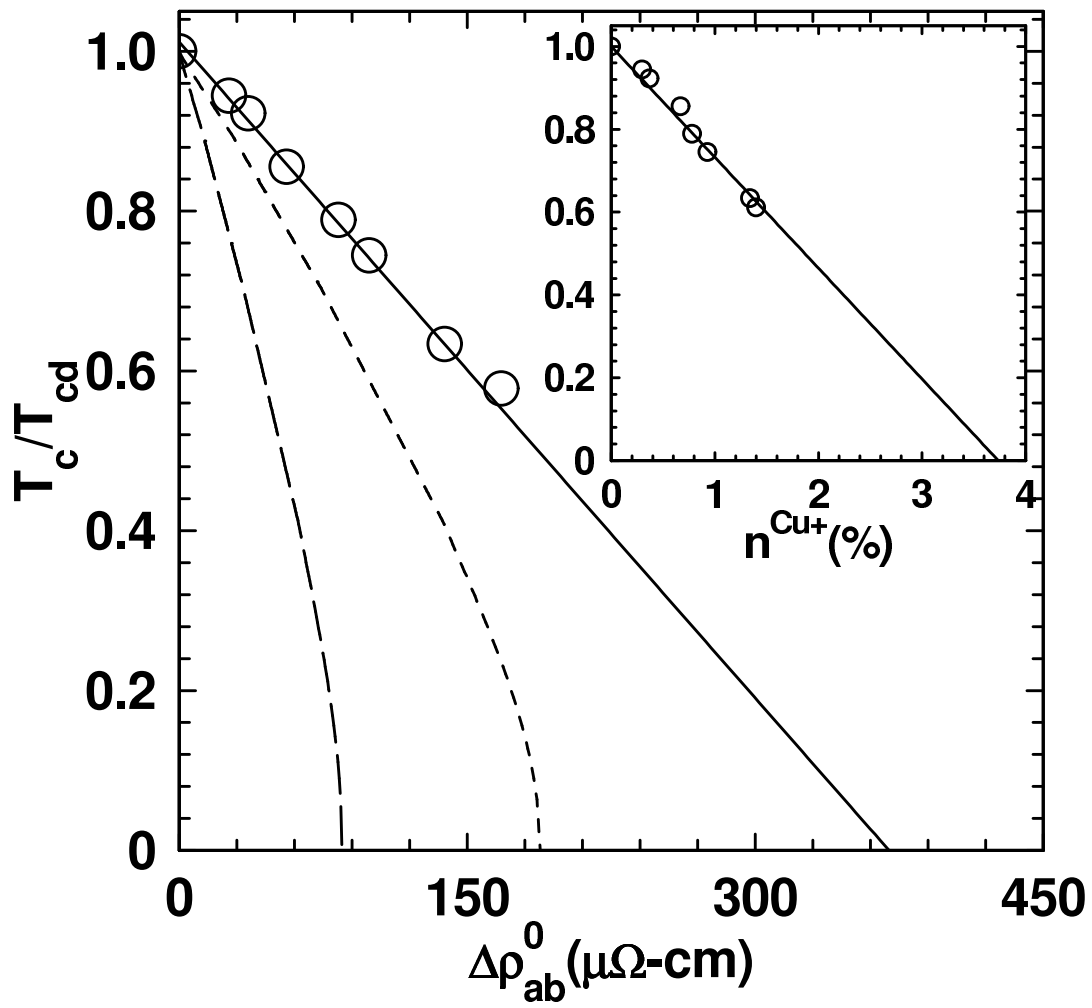


Figure 3

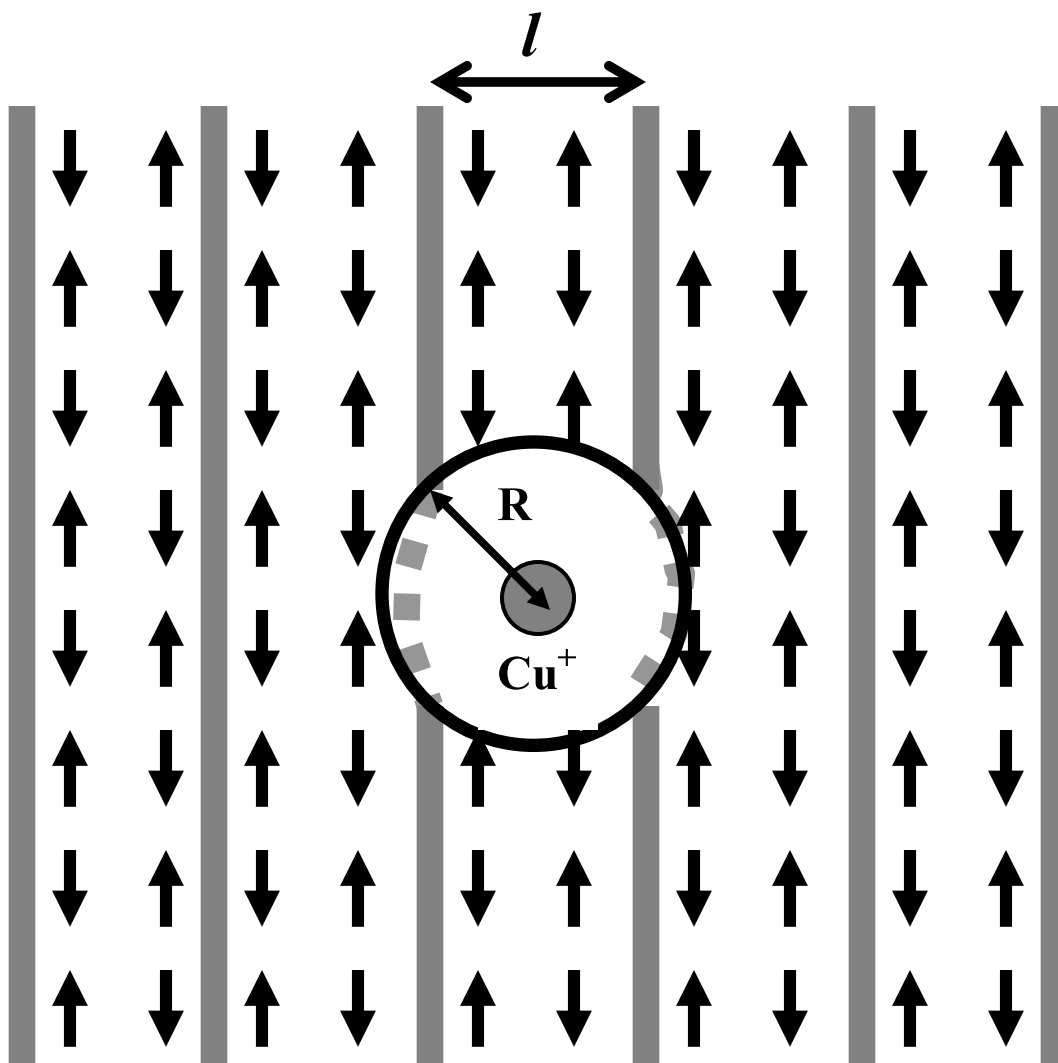


Figure 4