

Tunneling conductance of a mesoscopic ring with spin-orbit coupling and Tomonaga-Luttinger interaction

M. Pletyukhov,¹ V. Gritsev,^{2,3} and N. Paudyal¹

¹*Institut für Theoretische Festkörperphysik, Universität Karlsruhe, D-76128 Karlsruhe, Germany*

²*Department of Physics, Harvard University, Cambridge, Massachusetts 02138, USA*

³*Département de Physique, Université de Fribourg, CH-1700 Fribourg, Switzerland*

We study the tunneling current through a mesoscopic two-terminal ring with spin-orbit coupling, which is threaded by a magnetic flux. The electron-electron interaction in the ring is described in terms of a Tomonaga-Luttinger model which also allows us to account for a capacitive coupling between the ring and the gate electrode. In the regime of weak tunneling, we describe how, at temperatures lower than the mean level spacing, the peak positions of the conductance depend on magnetic flux, spin-orbit coupling strength, gate voltage, charging energy, and interaction parameters (charge and spin velocity and stiffness).

PACS numbers: 73.23.Ad, 71.70.Ej

I. INTRODUCTION

Mesoscopic rings represent an important tool for experimental and theoretical studies of various phenomena which take place on a submicrometer scale. The ring geometry allows one to probe many interesting theoretical predictions. One of the most exciting phenomena is the generation of geometric phases which are manifested in the interference patterns of wave packets propagating in the ring. Along with the well-known Aharonov-Bohm (AB) effect¹ which takes place for both spinless and spinful particles, the generation of a spin-dependent phase is also possible. This effect, sometimes called the Aharonov-Casher (AC) effect², may occur in the transport of electrons when they are subject to sufficiently strong spin-orbit (SO) coupling. The recent fabrication of HgTe rings³ made it possible to directly observe the AC phase. In earlier experiments with other compounds^{4,5,6} the signatures of this effect have been also detected.

In order to probe the AC phase it is necessary to have a tool for manipulating the strength of the spin-orbit coupling. This is provided by the gate-voltage dependence⁷ of the Rashba SO coupling⁸, which serves as a basis for a construction of a spin field-effect transistor⁹. Changing the magnetotransport properties of the ring in this way, the experimentalists are now able to study the AC effect^{3,4}.

Usually the current through a mesoscopic noninteracting ballistic ring is described theoretically by means of the Landauer-Büttiker scattering matrix theory¹⁰. Geometric phases arising due to both magnetic flux and SO coupling can be naturally incorporated in this formalism^{11,12,13,14,15}. Effects of electron-electron interaction and charging energy are not taken into account in such a consideration. However, they might be important, for example, in small quasi-one-dimensional (quasi-1D) rings or in arrays of such rings fabricated in very recent experiments^{4,5,6}.

In the present paper we calculate the linear tunneling

conductance of the quasi-1D two-terminal ballistic ring with Rashba SO coupling threaded by a magnetic flux. The setup is schematically shown in Fig. 1. The spectrum of electrons in the ring is SO-split into two subbands. We will assume electron densities at which only the lowest radial band is occupied. The electron-electron interaction inside the ring is modeled by the parameters of the Tomonaga-Luttinger liquid (TLL), the leads being noninteracting. Assuming a weak tunneling between the leads and the ring, we compute the leading term of the Kubo conductance perturbatively expanded in a series of tunneling elements. We mostly follow the approach of Ref. 16 where a similar problem for spinless fermions was considered. We also make use of the bosonization in order to calculate the required TLL correlation functions. However, instead of the Matsubara formalism, we apply the Keldysh real-time approach to this quasiequilibrium problem (cf. Ref. 17). Such a combination of the Keldysh technique and bosonization appears more efficient for a derivation of asymptotic results at temperatures lower than the mean level spacing of the ring's spectrum.

After Ref. 18 it is known that an electron-electron interaction strongly renormalizes the height of tunneling barriers between the leads and TLL, and therefore at $T = 0$ electron transport is suppressed. At finite temperatures $T \neq 0$ the linear conductance vanishes as a power law of T , while the effective width of a conductance peak grows with $T \rightarrow 0$. In order to ensure the validity of the weak-tunneling approximation, in our studies we assume a temperature range where the renormalized tunneling rates are smaller than the temperature, $\tilde{\Gamma}_{l,r} \ll T$. On the other hand, finite-size effects remain important at $T \ll \omega_0$, the single-particle level spacing near the Fermi level.

In the temperature regime $\tilde{\Gamma}_{l,r} \ll T \ll \omega_0$ the linear conductance is represented by a sequence of resonance peaks when plotted as a function of gate voltage and/or magnetic flux. In our paper we focus on the problem of how the distribution of the conductance peaks depends on the external parameters (magnetic flux, SO coupling,

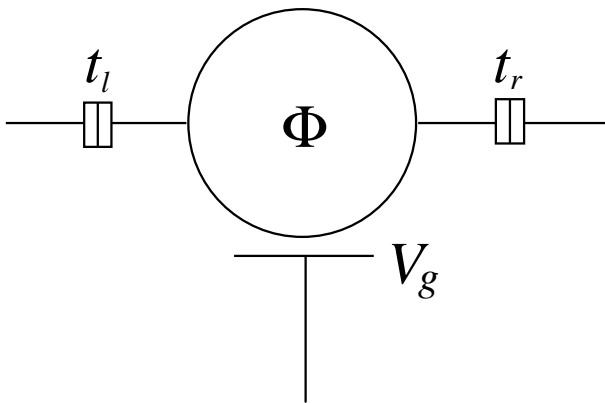


FIG. 1: The ring threaded by a magnetic flux Φ is weakly coupled to the leads through the tunneling barriers t_l and t_r and capacitively coupled to the gate electrode (V_g).

gate voltage, charging energy) as well as on the parameters of the Tomonaga-Luttinger interaction. The perturbative expansion of the linear conductance in tunneling elements is known to break down in the resonance positions. Finding the poles of the leading term we can establish where the conductance peaks are centered. Thus, the study of electron transport in the TLL ring provides an effective tool of spectroscopy of its many-body states. Conceptually this is analogous to the study of the tunneling conductance between the two parallel quantum wires¹⁹ which has been realized experimentally²⁰. We note that a description of a shape of a particular peak is, however, a different problem which is usually tackled in a somewhat different manner (cf., e.g., Refs. 21,22,23), and it will not be addressed in the present context.

In our paper we extensively discuss the importance of the so-called Klein factors and zero modes (topological excitations) of the bosonized Hamiltonian²⁴ for the description of distribution of conductance peaks. An accurate account of the Klein factors is necessary due to the presence of spin-orbit coupling in the system. The zero-mode sector of TLL decouples from its “continuous” (bosonic) sector and contains the whole dependence on external parameters^{16,25}. The latter appear in the topological sector after imposing boundary conditions. We elaborate on the procedure of averaging the conductance over zero modes in the presence of spin-orbit coupling and obtain analytically asymptotic results for the peak positions at temperatures lower than the mean level spacing. We also reexamine the case of spinless fermions reproducing the result of Ref. 16 and discuss it in further detail.

It is worthwhile to note that the relevance of the topological modes for a description of mesoscopic phenomena in the TLL rings has been already appreciated in various contexts, including studies of persistent²⁶ and Josephson currents²⁵ and the study of the AB phase in chiral Luttinger liquids²⁷. The structure of the topological sector in the presence of SO coupling has been recently discussed as well in applications to persistent^{28,29} and Josephson³⁰

currents.

The paper is organized as follows. In Sec. II we briefly outline the construction of the spectrum of the ring with SO coupling. In Sec. III we summarize the results emerging from an application of the Landauer-Büttiker formalism to this system. They will be further used as a reference in the noninteracting limit. In Sec. IV we present a derivation of the Kubo formula in the real-time approach. Briefly reviewing the bosonization formalism in Sec. V, we derive an expression for the dc conductance to be averaged over zero modes. The procedure of averaging is performed in Sec. VI. We discuss the interplay of the externally tuned and interaction parameters in the distribution of the conductance peaks, especially focusing on the modification of the Coulomb blockade due to SO coupling.

II. MESOSCOPIC RINGS WITH RASHBA COUPLING: DISPERSION RELATIONS

The two-dimensional electron gas with Rashba spin-orbit coupling is described by the Hamiltonian

$$H = \frac{1}{2m^*}(p_x^2 + p_y^2) + \alpha_R(\sigma_x p_y - \sigma_y p_x) + V(r), \quad (1)$$

where $r = \sqrt{x^2 + y^2}$. The magnetic field \mathbf{B} is introduced in the kinetic momentum $\mathbf{p} \rightarrow \mathbf{p} + \frac{e}{c}\mathbf{A}$ via the gauge potential $\mathbf{A} = \frac{B}{2}(-y, x, 0)$. The radial potential $V(r)$ confining an electron to the ring geometry can be modeled, for example, either by singular isotropic harmonic oscillator or by concentric hard walls²⁹. For these or any other types of the radial confinement the resulting quasi-one-dimensional spectrum $\varepsilon_{n\sigma}(k)$ is labeled by the radial band index $n = 0, 1, \dots$, by the angular momentum $\hbar k = \dots, -\hbar, 0, \hbar, \dots$, and by the subband index (chirality) $\sigma = \pm$. From now on we will put $\hbar = 1$.

If the effective ring’s width is much smaller than the ring’s radius, we can neglect the hybridization between the radial bands. We also assume electron densities at

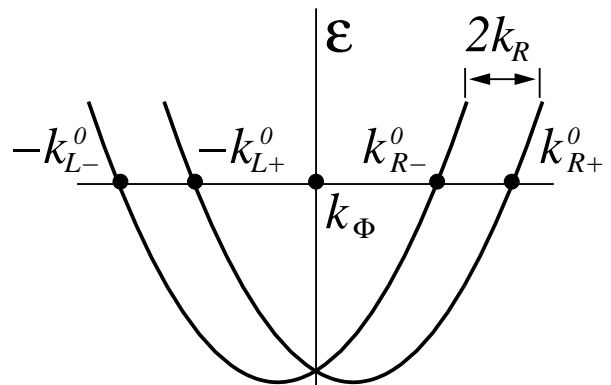


FIG. 2: The lowest radial band of the quasi-1D mesoscopic ring SO-split into two subbands.

which only the lowest radial band ($n = 0$) is occupied. Thus, we effectively consider the strictly one-dimensional spectrum (see Fig. 2) which has a parabolic shape and is SO-split into two subbands²⁹:

$$\varepsilon_\sigma(k) \equiv \varepsilon_{0\sigma}(k) = \frac{2\pi^2}{m^*L^2}(k - k_\Phi - \sigma k_R)^2. \quad (2)$$

Here L is the ring's perimeter, $k_\Phi = \Phi/\Phi_0$ is a number of flux quanta Φ_0 threading the ring, and the parameter

$$k_R = \sqrt{\frac{1}{4} + \left(\frac{\alpha_R m^* L}{2\pi}\right)^2} - \frac{1}{2} \quad (3)$$

depends on the Rashba coupling α_R .

Linearizing the spectrum (2) near the Fermi energy, we obtain the four branches

$$\varepsilon_{\eta\sigma}(k) = \omega_0(k - k_{\eta\sigma}^0) \equiv \omega_0(k - \eta k_F - k_\Phi - \sigma k_R), \quad (4)$$

specified by $\eta = \pm$ (or $\eta = R, L$) and $\sigma = \pm$. The Fermi angular velocity $\omega_0 = \left(\frac{2\pi}{L}\right)^2 \frac{k_F}{m^*}$ defines the level spacing of the spectrum (4), and k_F is the Fermi angular momentum in absence of a magnetic field and SO coupling.

III. CONDUCTANCE OF THE MESOSCOPIC RING: NONINTERACTING ELECTRONS

Let us consider the conductance of the ring attached to the semi-infinite leads (Fig. 1). For noninteracting electrons it can be easily found in the framework of the scattering matrix theory¹⁰.

It is instructive to consider first the case of spinless fermions with the two linearization points $k_{R/L}^0$. One finds that in the zero-temperature limit and for the angle π between the junctions to the leads the dc conductance reads¹⁰

$$G(k_F, k_\Phi) = \frac{e^2}{2\pi} \frac{16\epsilon_l\epsilon_r \sin^2 k_F \pi \cos^2 k_\Phi \pi}{[-2\alpha_l\alpha_r + (1 + \gamma_l\gamma_r) \cos 2\pi k_F - 2\beta_l\beta_r \cos 2\pi k_\Phi]^2 + (1 - \gamma_l\gamma_r)^2 \sin^2 2\pi k_F}, \quad (5)$$

where $\epsilon_{l/r}$, $\gamma_{l/r} = -\sqrt{1 - 2\epsilon_{l/r}}$, $\alpha_{l/r} = -\frac{1}{2}(1 + \gamma_{l/r})$, and $\beta_{l/r} = \frac{1}{2}(1 - \gamma_{l/r})$ are the phenomenological parameters describing scattering in a T-shaped (left l or right r) junction. The number of flux quanta is given by $k_\Phi = \frac{1}{2}(k_R^0 - k_L^0)$, while the quantity $k_F = \frac{1}{2}(k_R^0 + k_L^0)$ corresponds to the Fermi momentum at zero flux. It can be replaced by $k_F \rightarrow N_0 + \frac{\Delta\mu}{\omega_0}$, where $\Delta\mu$ is a difference between the chemical potential of the leads and the Fermi energy of the ring, and the integer N_0 is related to the number $2N_0 + 1$ of electrons in the ring at $\Delta\mu = 0$. Since the expression (5) is periodic in k_F , the integer part of k_F can be discarded. Thus, the conductance (5) actually depends on the fractional part of $\frac{\Delta\mu}{\omega_0}$. For future references we introduce the parameter $k_\mu = \frac{\Delta\mu}{\omega_0} - \frac{1}{2}$.

In the weak-tunneling limit $\epsilon_{l/r} \ll 1$ the conductance (5) approximately equals

$$G \approx \frac{e^2}{2\pi} \frac{4\epsilon_l\epsilon_r \sin^2 k_F \pi \cos^2 k_\Phi \pi}{(\cos 2\pi k_F - \cos 2\pi k_\Phi)^2 + \frac{1}{4}(\epsilon_l + \epsilon_r)^2 \sin^2 2\pi k_F}. \quad (6)$$

As a function k_μ and k_Φ , it represents a sequence of Breit-Wigner resonances. The conductance peaks occur when the resonance condition $\cos 2\pi k_F = \cos 2\pi k_\Phi$ is fulfilled — i.e., at the values of the parameters

$$k_F + k_\Phi = n_R, \quad k_F - k_\Phi = n_L, \quad (7)$$

where n_R and n_L are arbitrary integers. We note that in the weak-tunneling limit the resonance condition (7) remains valid for arbitrary angle $x_l - x_r$ between the

junctions, while the shape of Breit-Wigner resonances is quite sensitive to the value of $x_l - x_r$.

It has been demonstrated in Ref. 12 that for electrons with nonzero SO coupling and negligible Zeeman splitting the conductance of the mesoscopic ring is given by the sum of the two contributions: $G(k_F, k_\Phi + k_R)$ and $G(k_F, k_\Phi - k_R)$. In other words, the net effect of the SO coupling for noninteracting electrons is the generation of the different effective flux values for the different chan-

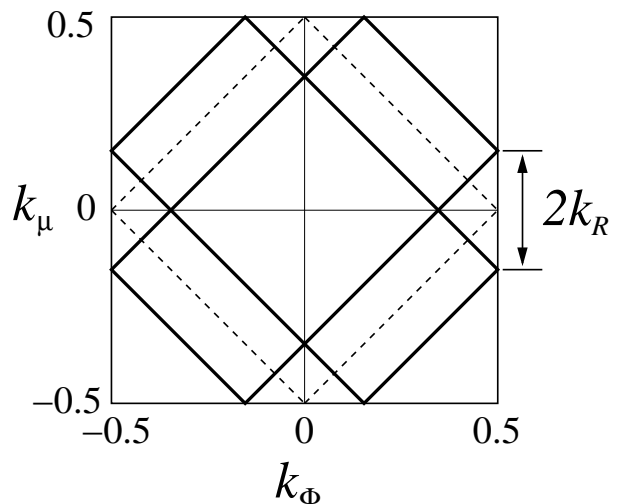


FIG. 3: Splitting of the conductance peaks (solid lines) due to SO coupling. The dashed lines correspond to $k_R = 0$.

nels. Therefore, the pattern of the conductance maxima at $k_R \neq 0$ is determined by the resonance conditions

$$k_F + (k_\Phi \pm k_R) = n_{R\pm}, \quad k_F - (k_\Phi \pm k_R) = n_{L\pm}, \quad (8)$$

where $n_{R\pm}$ and $n_{L\pm}$ are arbitrary integers. Recalling that effectively $k_\mu = k_F - \frac{1}{2}$, we show in Fig. 3 how the arrangement of the conductance peaks is modified by SO coupling.

IV. KUBO FORMULA

In order to take into account effects of the electron-electron interaction on the distribution of conductance peaks, we discuss in this section the Kubo formula for the linear conductance. Although this expression is very standard, we rederive it using the Keldysh formalism. In doing this, we pursue two objectives. First, we would like to have better control of the approximations used (similar to those made in Ref. 16). Second, we would like to deduce an expression for the conductance in a real-time representation. Its advantage for the ring geometry will be discussed in the next section where the calculation of time-dependent finite-size TLL correlation functions is concerned.

In the second-quantized formulation the mesoscopic ring attached to the leads is described by the Hamiltonian

$$H = H_l + H_r + H_c + H_T. \quad (9)$$

The left/right lead is described by a Fermi-liquid Hamiltonian $H_{l/r} = \int dx c_{l/r}^\dagger(x) \left(\frac{p^2}{2m^*} - \mu \right) c_{l/r}(x)$, and the tunneling term is $H_T = \sum_{l,r} [t_{l/r} c_{l/r}^\dagger(x_{l/r}) \psi(x_{l/r}) + \text{H.c.}]$.

Here $c_{l/r}$ and ψ are the field operators in the leads and in the ring, respectively.

The Hamiltonian of the central part (ring) $H_c[\psi^\dagger, \psi]$ can have any interaction term in addition to the kinetic term. In our consideration we will model the electron-electron interaction in the ring by the Tomonaga-Luttinger liquid which includes only forward-scattering processes ("density-density"-type interaction). In the framework of this model it is also possible to take into account the charging effects. They originate from a capacitive coupling of the ring to the gate electrode and are described by the Hamiltonian $E_c(N_{ring} - \frac{1}{e}C_g V_g)^2$, with the charging energy $E_c = e^2/2C_g$. Here C_g is the gate capacitance and \hat{N}_{ring} is the number operator of electrons in the ring.

The linear response of the system to an applied time-dependent bias voltage is described by the Kubo formula for the ac conductance³¹:

$$G(\Omega) = -\frac{1}{\Omega} \int_{-\infty}^t dt' e^{-i\Omega(t'-t)} \langle [\hat{I}_l(t), \hat{I}_r(t')] \rangle, \quad (10)$$

where $\hat{I}_{l/r}(t) = ie[t_{l/r} c_{l/r}^\dagger(x_{l/r}, t) \hat{\psi}(x_{l/r}, t) - \text{H.c.}]$ is a current operator in the left/right junction written in the Heisenberg representation.

In the weak-tunneling limit the expression (10) can be expanded in a series of H_T . We make use of the real-time Keldysh diagrammatic technique, and for $t > t'$ we replace $\langle [\hat{I}_l(t), \hat{I}_r(t')] \rangle$ by

$$\langle T_t \hat{I}_l(t) \hat{I}_r(t') \rangle - \langle \tilde{T}_t \hat{I}_l(t) \hat{I}_r(t') \rangle \equiv 2i \text{Im} \langle T_t \hat{I}_l(t) \hat{I}_r(t') \rangle. \quad (11)$$

When expressed on the Keldysh contour, it reads

$$\langle T_t \hat{I}_l(t), \hat{I}_r(t') \rangle = \langle \tilde{T}_t e^{i \int_{-\infty}^t H_T(t'') dt''} I_l(t) T_t e^{-i \int_{-\infty}^t H_T(t'') dt''} \tilde{T}_t e^{i \int_{-\infty}^{t'} H_T(t'') dt''} I_r(t') T_t e^{-i \int_{-\infty}^{t'} H_T(t'') dt''} \rangle, \quad (12)$$

where the operators without carets refer to the interaction (H_T) representation.

Expanding (11) to the second order in H_T , we obtain

$$\begin{aligned} & \int_{-\infty}^t dt_1 \int_{-\infty}^{t'} dt'_1 \langle [[I_l(t), H_T(t_1)], [H_T(t'_1), I_r(t')]] \rangle \\ & - \int_{-\infty}^t dt_1 \int_{-\infty}^{t_1} dt_2 \langle [[[I_l(t), H_T(t_1)], H_T(t_2)], I_r(t') \rangle \\ & - \int_{-\infty}^{t'} dt'_1 \int_{-\infty}^{t'_1} dt'_2 \langle [[I_l(t), [H_T(t'_2), [H_T(t'_1), I_r(t')]]]] \rangle. \end{aligned}$$

The next step is to perform averaging over the leads' states. While doing this, we meet the following combinations: (a) $(G_l^R - G_l^A)(G_r^R - G_r^A)$, (b) $G_l^K(G_r^R - G_r^A)$,

(c) $(G_l^R - G_l^A)G_r^K$, and (d) $G_l^K G_r^K$. Here $G_{l/r}^{R,A}$ and $G_{l/r}^K$ are the momentum-averaged retarded, advanced, and Keldysh functions of the leads in the real-time representation

$$\begin{aligned} (G^R - G^A)_{l/r}(t) &= -i \langle \{c_{l/r}(t), c_{l/r}^\dagger(0)\} \rangle = -2\pi i \delta(t) \frac{\nu_{l/r}}{V_{l/r}}, \\ G_{l/r}^K(t) &= -i \langle [c_{l/r}(t), c_{l/r}^\dagger(0)] \rangle = -\frac{2\pi}{\beta \sinh(\pi t/\beta)} \frac{\nu_{l/r}}{V_{l/r}}, \end{aligned}$$

and $\nu_{l/r}$ is the density of states in the left/right lead at the Fermi level.

One can straightforwardly prove that the combinations (a) and (b) vanish identically. The combination (c) gives

the following contribution to the conductance:

$$G^{(c)}(\Omega) = e^2 \Gamma_l \Gamma_r L^2 \int_{-\infty}^0 \int_{-\infty}^0 dt_1 dt_2 \frac{e^{-i\Omega t_1} (1 - e^{-i\Omega t_2})}{2i\Omega\beta \sinh[\pi t_2/\beta]} \times \text{Re}\langle\{[\psi_l(0), \psi_l^\dagger(0)], \psi_r(t_1), \psi_r^\dagger(t_1 + t_2)]\}\rangle, \quad (13)$$

where $\Gamma_{l/r} = 2\pi\nu_{l/r}|t_{l/r}|^2/(V_{l/r}L)$ and $V_{l/r}$ is the volume of the left/right lead.

From Eq. (13) we derive an expression for the dc conductance ($\Omega = 0$) at zero temperature

$$G^{(c)} = \frac{e^2}{2\pi} \Gamma_l \Gamma_r L^2 \int_{-\infty}^0 \int_{-\infty}^0 dt_1 dt_2 \times \text{Re}\langle\{[\psi_l(0), \psi_l^\dagger(0)], \psi_r(t_1), \psi_r^\dagger(t_1 + t_2)]\}\rangle \quad (14)$$

Using the operator identities

$$\{[C, A], B\} + \{[C, B], A\} = [C, \{A, B\}], \quad (15)$$

$$\{C, \{A, B\}\} - \{A, \{C, B\}\} = [[C, A], B], \quad (16)$$

we rewrite Eq. (14),

$$G^{(c)} = \frac{e^2}{4\pi} \Gamma_l \Gamma_r L^2 \int_{-\infty}^0 \int_{-\infty}^0 dt_1 dt_2 \times \left\{ \text{Re}\langle\{[\psi_l(0), \psi_l^\dagger(0)], \psi_r(t_1), \psi_r^\dagger(t_2)]\}\rangle + \text{Re}\langle\{[\psi_l(0), \psi_l^\dagger(0)], \{\psi_r(t_1), \psi_r^\dagger(t_2)\}\}\rangle \right\}, \quad (17)$$

and further express

$$\begin{aligned} & \langle\{[\psi_l(0), \psi_l^\dagger(0)], \psi_r(t_1), \psi_r^\dagger(t_2)]\}\rangle \\ &= \langle\{\{\psi_l(0), \psi_r^\dagger(t_2)\}, \{\psi_r(t_1), \psi_l^\dagger(0)\}\}\rangle \\ &+ \langle\{[\psi_r^\dagger(t_2), \{\psi_l^\dagger(0), \psi_r(t_1)\}], \psi_l(0)\}\rangle \\ &- \langle\{\{\psi_l^\dagger(0), \{\psi_l(0), \psi_r(t_1)\}\}, \psi_r^\dagger(t_2)\}\rangle. \end{aligned} \quad (18)$$

It is obvious that in the noninteracting limit the only term $\langle\{\{\psi_l(0), \psi_r^\dagger(t_2)\}, \{\psi_r(t_1), \psi_l^\dagger(0)\}\}\rangle$ survives, since the other terms vanish due to the fermionic commutation relations. We approximate the dc conductance in the interacting case by this dominant contribution

$$G \approx \frac{e^2}{4\pi} \Gamma_l \Gamma_r L^2 \int_{-\infty}^0 \int_{-\infty}^0 dt_1 dt_2 \times \text{Re}\langle\{\{\psi_l(0), \psi_r^\dagger(t_2)\}, \{\psi_r(t_1), \psi_l^\dagger(0)\}\}\rangle. \quad (19)$$

Splitting the four-particle correlator, one can recover the formula $G \approx (e^2/2\pi)\Gamma_l\Gamma_r L^2 |G^R(\omega = 0, x_l - x_r)|^2$ from Ref. 16, where $G^R(\omega = 0, x_l - x_r)$ is a zero-frequency retarded Green's function for interacting electrons in the ring. This approximation physically means that one scattering event is completed before another takes place. In general, the TLL correlation functions of any order can be calculated within the bosonization approach, and this approximation can be relaxed.

The combination (d) with $G_l^K G_r^K$ also gives a finite contribution to the conductance, which, however, vanishes in the noninteracting limit as well. Therefore, we will neglect it on the same ground as we have just neglected the subdominant terms in Eqs. (17) and (18).

V. BOSONIZATION

A. Spinless case

In order to compute the four-particle correlator (19), we will make use of the bosonization technique²⁴.

Let us consider for simplicity the spinless case. We introduce the shorthand notations for the fermionic fields $\psi_l \equiv \psi(x_l)$ and $\psi_r \equiv \psi(x_r)$, where x_l and x_r are the angle coordinates of the left and right junctions. In the following we assume that $x_l = 0$ and $x_r = \pi$.

In the bosonization the fields $\psi_{l/r}$ are represented as a sum of the right- ($\eta = +$, or R) and left- ($\eta = -$, or L) moving components,

$$\psi_{l/r} = \psi_{l/r,R} + \psi_{l/r,L} = F_{l/r,R} \psi_{l/r,R}^b + F_{l/r,L} \psi_{l/r,L}^b, \quad (20)$$

and each of $\psi_{l/r,\eta}$ consists of a topological part $F_{l/r,\eta}$ and a bosonic part $\psi_{l/r,\eta}^b$ commuting with each other: $[F, \psi^b] = 0$.

The bosonic part is given by

$$\begin{aligned} \psi_\eta^b(x) &= \frac{1}{\sqrt{L\tilde{\alpha}}} e^{-i\sqrt{2\pi}\phi_\eta(x)}, \\ \phi_\eta(x) &= i \sum_{k=1}^{\infty} \frac{e^{-\frac{1}{2}\tilde{\alpha}k}}{\sqrt{2\pi k}} \left(e^{i\eta k x} b_{\eta k} - e^{-i\eta k x} b_{\eta k}^\dagger \right), \end{aligned} \quad (21)$$

where $\tilde{\alpha} = \frac{2\pi\alpha}{L}$ is a small dimensionless cutoff parameter and the operators $b_{\eta k}, b_{\eta k}^\dagger$ satisfy the bosonic commutation relation $[b_{\eta k}, b_{\eta' k'}^\dagger] = \delta_{\eta\eta'} \delta_{kk'}$.

The topological part is important for the finite-size TLL with periodic boundary conditions. It includes Klein factors F_η , zero-mode operators N_η , and the linearization points k_η^0 (see Fig. 2 assuming $k_R = 0$):

$$F_{l/r,\eta} = F_\eta e^{i\eta(N_\eta - k_\eta^0)x_{l/r}}. \quad (22)$$

The zero-mode operators $N_\eta = N_\eta^\dagger$ take integer values, and the following relations are satisfied²⁴:

$$[F_\eta, N_{\eta'}] = F_\eta \delta_{\eta\eta'}, \quad (23)$$

$$\{F_\eta, F_{\eta'}^\dagger\} = 2\delta_{\eta\eta'}, \quad (24)$$

$$\{F_\eta, F_{\eta'}\} = \{F_\eta^\dagger, F_{\eta'}^\dagger\} = 0 \quad \text{for } \eta \neq \eta'. \quad (25)$$

The bosonized TLL Hamiltonian $H_{TLL} \equiv H_c = H_b + H_0$ consists of a ‘‘continuous’’ (bosonic) H_b part and a topological H_0 part which are decoupled from each other. Therefore, the factorization of $\psi_{l/r,\eta}$ into $F_{l/r,\eta}$ and $\psi_{l/r,\eta}^b$ takes place at any time instant:

$$\psi_{l/r}(t) = F_{l/r,R}(t) \psi_{l/r,R}^b(t) + F_{l/r,L}(t) \psi_{l/r,L}^b(t), \quad (26)$$

where the time evolutions of $\psi_{l/r,\eta}^b(t)$ and $F_{l/r,\eta}(t)$ are governed by H_b and H_0 , respectively. By the same reason the statistical averagings in both bosonic and topological sectors are independent of each other.

The bosonic part of the TLL Hamiltonian is given by

$$H_b = \frac{2\pi v}{L} \sum_{a=1,2} \sum_{k=1}^{\infty} k d_{ak}^\dagger d_{ak}, \quad (27)$$

where v is the so-called charge velocity (the renormalization of the Fermi velocity $v_0 \equiv \frac{L\omega_0}{2\pi}$). The operators d_{ak} , d_{ak}^\dagger ($a = 1, 2$) are obtained from $b_{\eta k}$, $b_{\eta k}^\dagger$ by the canonical transformation (A1). The latter depends on the interaction parameter $\gamma = \frac{1}{2}(\frac{1}{K} + K)$, where K is the so-called charge stiffness. For repulsive interactions $K < 1$, while in the noninteracting limit $K = \gamma = 1$ and $v = v_0$.

The topological part of the TLL Hamiltonian is

$$H_0 = \sum_{\eta} \left(a_0 \tilde{N}_{\eta}^2 + a_1 \tilde{N}_{\eta} \tilde{N}_{-\eta} \right), \quad (28)$$

where $a_{0,1} = \frac{\omega_0}{4}(\tilde{\nu} \pm \lambda)$ and

$$\tilde{\nu} = \nu + \frac{4E_c}{\omega_0}, \quad \nu = \frac{v}{Kv_0}, \quad \lambda = \frac{vK}{v_0}. \quad (29)$$

The topological numbers $\tilde{N}_{\eta} = N_{\eta} - k_{\eta}$ are shifted by $k_{\eta} = k_{\eta}^0 + \delta k_{\mu}$, where

$$\delta k_{\mu} = \frac{4E_c(\frac{1}{e}C_g V_g - 2N_0) + 2\Delta\mu - \omega_0}{2\tilde{\nu}\omega_0} \quad (30)$$

redefines the linearization points k_{η}^0 in order to include the dependence on $\Delta\mu$ and the gate voltage V_g . In the basis $N = N_R + N_L$, $J = N_R - N_L$, the Hamiltonian H_0 acquires the diagonal form

$$H_0 = \frac{\omega_0}{4} [\tilde{\nu} \tilde{N}^2 + \lambda \tilde{J}^2], \quad (31)$$

where $\tilde{N} = N - 2k_{\mu}$, $\tilde{J} = J - 2k_{\Phi}$, and $k_{\mu} = N_0 + \delta k_{\mu}$. One can observe that the whole dependence on $\Delta\mu$, V_g , and Φ is included in the topological sector.

Using the commutation relations (23) we find the time evolution of the Klein factors

$$F_{\eta}(t) = e^{iH_0 t} F_{\eta} e^{-iH_0 t} = F_{\eta} e^{-itP_{\eta} + ita_0}, \quad (32)$$

where

$$P_{\eta} = 2a_0 \tilde{N}_{\eta} + 2a_1 \tilde{N}_{-\eta} = \frac{\omega_0}{2} [\tilde{\nu} \tilde{N} \pm \lambda \tilde{J}]. \quad (33)$$

The details of the time evolution of the bosonic fields are presented in Appendix A. In fact, they are not very important for our purpose. We will only exploit the fact that the average of the bosonic fields,

$$g^b(t; \gamma) = \langle \psi_{lR}^b(t) \psi_{rR}^{b\dagger}(0) \rangle \equiv \langle \psi_{lL}^b(t) \psi_{rL}^{b\dagger}(0) \rangle, \quad (34)$$

is a periodic function of time which can be expanded in a Fourier series

$$g^b(t; \gamma) = \sum_{p=0}^{\infty} g_p(\gamma) e^{-ip\omega t}, \quad (35)$$

with frequency $\omega = \frac{2\pi v}{L}$ and real-valued coefficients $g_p(\gamma)$. Note that the summation in Eq. (35) is performed only over non-negative integers.

The real-time periodicity of $g^b(t; \gamma)$ is inherited from the spatial periodic boundary conditions. The occurrence of the Fourier series (35) allows us to perform all time integrals explicitly. The analysis of the remaining series is a much simpler task.

Let us make yet another approximation in the spirit of Ref. 16. In particular, we split the four-particle bosonic correlator in (19), neglecting the anomalous averages (e.g., $\langle \psi^b \psi^b \rangle$), the left-right mixing (e.g., $\langle \psi_L^b \psi_R^{b\dagger} \rangle$), and the vertex corrections (averages of operators at the same spatial point, e.g., $\langle \psi_r^b \psi_r^{b\dagger} \rangle$) in the *bosonic* (continuous) sector. At the same time, we do not split the topological part of the four-particle correlator (unlike has been done in Ref. 16) and perform a single averaging of the whole over zero modes.

Implementing this procedure, we obtain

$$\begin{aligned} \langle \psi_l(0) \psi_r^\dagger(t_2) \psi_r(t_1) \psi_l^\dagger(0) \rangle &\approx g^{b*}(t_2) g^b(t_1) \\ &\times \sum_{\eta_1, \eta_2} \left\langle F_{l, \eta_2}(0) F_{r, \eta_2}^\dagger(t_2) F_{r, \eta_1}(t_1) F_{l, \eta_1}^\dagger(0) \right\rangle_{z.m.}. \end{aligned} \quad (36)$$

where $\langle \dots \rangle_{z.m.}$ implies averaging over zero modes to be discussed later. Collecting all contributions, we find

$$\begin{aligned} G &\approx \frac{e^2}{2\pi} \Gamma_l \Gamma_r L^2 \sum_{p_1, p_2=0}^{\infty} g_{p_1}(\gamma) g_{p_2}(\gamma) \int_{-\infty}^0 \int_{-\infty}^0 dt_1 dt_2 \\ &\times \sum_{\eta=\pm} \text{Re} \left\langle \left(e^{it_1(\omega p_1 + a_0 + P_{\eta})} - e^{-it_1(\omega p_1 + a_0 - P_{\eta})} \right) \right. \\ &\times \left(e^{-it_2(\omega p_2 + a_0 + P_{\eta})} - e^{it_2(\omega p_2 + a_0 - P_{\eta})} \right) \\ &+ e^{i(N_{\eta} + N_{-\eta})\pi} \left(e^{i\eta t_1(\omega p_1 + a_0 + P_{\eta})} - e^{-i\eta t_1(\omega p_1 + a_0 - P_{\eta})} \right) \\ &\left. \times \left(e^{-i\eta t_2(\omega p_2 + a_0 + P_{-\eta})} - e^{i\eta t_2(\omega p_2 + a_0 - P_{-\eta})} \right) \right\rangle_{z.m.}. \end{aligned} \quad (37)$$

Introducing

$$A_{\eta}^{\pm} = \sum_{p=0}^{\infty} \frac{g_p(\gamma)}{\omega p + a_0 \pm P_{\eta}} \quad (38)$$

and $A_{\eta} = A_{\eta}^+ + A_{\eta}^-$, we can cast Eq. (37) into the form

$$\begin{aligned} G &\approx \frac{e^2}{2\pi} \Gamma_l \Gamma_r L^2 \langle A_R^2 + A_L^2 \\ &+ 2A_R A_L \cos(\tilde{N}_R + \tilde{N}_L + 2\delta k_{\mu})\pi \rangle_{z.m.}. \end{aligned} \quad (39)$$

We remark that the alteration of the angle $x_l - x_r$ between the junctions would only modify the Fourier coefficients $g_p(\gamma)$ in Eq. (38) as well as the relative phase of the interference term $\sim A_R A_L$ in Eq. (39). Meanwhile, the poles of A_{η}^{\pm} in Eq. (38) are not sensitive to the value of $x_l - x_r$.

In order to treat further the expression (39) we need to establish an efficient procedure of averaging over zero

modes. But first we are going to discuss the modification of the conductance (39) caused by the presence of spin degrees of freedom and by spin-orbit coupling.

B. Spinful case

Performing a similar bosonization procedure in the spinful case, we obtain the following expression for the dc conductance

$$G \approx \frac{e^2}{2\pi} \Gamma_l \Gamma_r L^2 \sum_{\sigma=\pm} \langle A_{R\sigma}^2 + A_{L\sigma}^2 \rangle_{z.m.} + 2A_{R\sigma} A_{L\sigma} \cos(\tilde{N}_{R\sigma} + \tilde{N}_{L\sigma} + 2\delta k_\mu \pi) \rangle_{z.m.}. \quad (40)$$

The zero-mode operators $N_{\eta\sigma}$ with integer eigenvalues are shifted to $\tilde{N}_{\eta\sigma} = N_{\eta\sigma} - k_{\eta\sigma}$ by $k_{\eta\sigma} = k_{\eta\sigma}^0 + \delta k_\mu$, where

$$\delta k_\mu = \frac{4E_c(\frac{1}{e}C_g V_g - 4N_0) + 2\Delta\mu - \omega_0}{2\tilde{\nu}_c \omega_0}. \quad (41)$$

The integer $N_0 = \frac{1}{4} \sum_{\eta,\sigma} k_{\eta\sigma}^0$ is related to the number $4N_0 + 2$ of electrons in the ring when the parameters

$$k_\Phi = \frac{1}{4} \sum_{\sigma} (k_{R\sigma} - k_{L\sigma}), \quad (42)$$

$$k_{B,R} = \frac{1}{4} \sum_{\sigma} \sigma (k_{R\sigma} \pm k_{L\sigma}) \quad (43)$$

equal zero. The parameter k_B vanishes in the absence of a Zeeman interaction. The parameter

$$k_\mu = \frac{1}{4} \sum_{\eta,\sigma} k_{\eta\sigma} = N_0 + \delta k_\mu \quad (44)$$

contains the dependence on $\Delta\mu$ and V_g .

Like in the spinless case, it is convenient to introduce

$$\tilde{\nu}_c = \nu_c + \frac{8E_c}{\omega_0}, \quad \nu_{c,s} = \frac{v_{c,s}}{K_{c,s} v_0}, \quad \lambda_{c,s} = \frac{v_{c,s} K_{c,s}}{v_0}, \quad (45)$$

and $\omega_{c,s} = \frac{2\pi v_{c,s}}{L}$, and $\gamma_{c,s} = \frac{1}{2}(\frac{1}{K_{c,s}} + K_{c,s})$, which are expressed through the charge and spin velocities $v_c \neq v_s$, the charge and spin stiffnesses $K_c \neq K_s$, and the charging energy E_c .

In Eq. (40) the rates Γ_l and Γ_r remain the same as in the spinless case, since we assume that the density of states in the leads is spin independent and equals $\nu_{l/r}$ for each spin component. The spin dependence appears in the functions $A_{\eta\sigma} = A_{\eta\sigma}^+ + A_{\eta\sigma}^-$,

$$A_{\eta\sigma}^\pm = \sum_{p_c, p_s=0} \frac{g_{p_c}(\frac{1}{2}\gamma_c) g_{p_s}(\frac{1}{2}\gamma_s)}{\omega_c p_c + \omega_s p_s + \bar{a}_0 \pm P_{\eta\sigma}}, \quad (46)$$

$$P_{\eta\sigma} = 2\bar{a}_0 \tilde{N}_{\eta\sigma} + 2\bar{a}_1 \tilde{N}_{-\eta,\sigma} + 2\bar{a}_2 \tilde{N}_{\eta,-\sigma} + 2\bar{a}_3 \tilde{N}_{-\eta,-\sigma}. \quad (47)$$

The coefficients $\bar{a}_{0,1} = \frac{\omega_0}{8}(\tilde{\nu}_c \pm \lambda_c + \nu_s \pm \lambda_s)$ and $\bar{a}_{2,3} = \frac{\omega_0}{8}(\tilde{\nu}_c \pm \lambda_c - \nu_s \mp \lambda_s)$ are the components of the quadratic form of the zero-mode Hamiltonian

$$H_0 = \sum_{\eta,\sigma} \left(\bar{a}_0 \tilde{N}_{\eta\sigma}^2 + \bar{a}_1 \tilde{N}_{\eta\sigma} \tilde{N}_{-\eta,\sigma} + \bar{a}_2 \tilde{N}_{\eta\sigma} \tilde{N}_{\eta,-\sigma} + \bar{a}_3 \tilde{N}_{\eta\sigma} \tilde{N}_{-\eta,-\sigma} \right). \quad (48)$$

In the basis

$$N_{c,s} = (N_{R+} + N_{L+}) + \sigma(N_{R-} + N_{L-}), \quad (49)$$

$$J_{c,s} = (N_{R+} - N_{L+}) + \sigma(N_{R-} - N_{L-}), \quad (50)$$

the Hamiltonian (48) becomes diagonal:

$$H_0 = \frac{\omega_0}{8} \left[\tilde{\nu}_c \tilde{N}_c^2 + \lambda_c \tilde{J}_c^2 + \nu_s \tilde{N}_s^2 + \lambda_s \tilde{J}_s^2 \right] \quad (51)$$

and

$$P_{\eta\sigma} = \frac{\omega_0}{4} \left[\left(\tilde{\nu}_c \tilde{N}_c + \eta \lambda_c \tilde{J}_c \right) + \sigma \left(\nu_s \tilde{N}_s + \eta \lambda_s \tilde{J}_s \right) \right], \quad (52)$$

where $\tilde{N}_{c,s} = N_{c,s} - 4k_{\mu,B}$ and $\tilde{J}_{c,s} = J_{c,s} - 4k_{\Phi,R}$.

In Eq. (40) the two components $\sigma = \pm$ seem to be independent of each other. However, this is not the case, and they are, in fact, entangled due to the nontrivial procedure of averaging over zero modes.

VI. AVERAGING OVER ZERO MODES

A. Spinless case

The typical expression to be averaged over zero modes before the time integration has the form [cf. Eq. (37)]

$$\langle e^{ib_1 \tilde{N} + ib_2 \tilde{J}} \rangle_{z.m.} = \frac{\text{Tr}(e^{ib_1 \tilde{N} + ib_2 \tilde{J}} e^{-\beta H_0})}{\text{Tr}(e^{-\beta H_0})}, \quad (53)$$

where $b_{1,2}$ depend linearly on the time arguments $t_{1,2}$. The trace operation is understood as a summation over all possible integer values of N_L and N_R . In the basis (N, J) we have to sum over either both even $(2m, 2n)$ or both odd $(2m+1, 2n+1)$ eigenvalues. Thus,

$$\begin{aligned} \text{Tr}(e^{-\beta H_0}) &= \sum_{m,n=-\infty}^{\infty} e^{-\beta\omega_0[\tilde{\nu}(m-k_\mu)^2 + \lambda(n-k_\Phi)^2]} \\ &+ \sum_{m,n=-\infty}^{\infty} e^{-\beta\omega_0[\tilde{\nu}(m+\frac{1}{2}-k_\mu)^2 + \lambda(n+\frac{1}{2}-k_\Phi)^2]} \\ &= \frac{\pi}{\beta\omega_0\sqrt{\tilde{\nu}\lambda}} \left[\theta_3 \left(\pi k_\mu, e^{-\frac{\pi^2}{\beta\omega_0\tilde{\nu}}} \right) \theta_3 \left(\pi k_\Phi, e^{-\frac{\pi^2}{\beta\omega_0\lambda}} \right) \right. \\ &\quad \left. + \theta_4 \left(\pi k_\mu, e^{-\frac{\pi^2}{\beta\omega_0\tilde{\nu}}} \right) \theta_4 \left(\pi k_\Phi, e^{-\frac{\pi^2}{\beta\omega_0\lambda}} \right) \right], \quad (54) \end{aligned}$$

where $\theta_{3,4}$ are the Jacobian theta functions. Some properties of these functions are reviewed in Appendix B.

The numerator in Eq. (53) can be equivalently rewritten in the form

$$\text{Tr} \left(e^{ib_1 \tilde{N} + ib_2 \tilde{J}} e^{-\beta H_0} \right) = \text{Tr} \left(e^{-\beta H'_0} \right) \cdot e^{-\frac{1}{\beta \omega_0} \left(\frac{b_1^2}{\tilde{\nu}} + \frac{b_2^2}{\lambda} \right)}, \quad (55)$$

where H'_0 is obtained from H_0 by replacing

$$k_\mu \rightarrow k'_\mu = k_\mu + \frac{ib_1}{\beta \omega_0 \tilde{\nu}}, \quad (56)$$

$$k_\Phi \rightarrow k'_\Phi = k_\Phi + \frac{ib_2}{\beta \omega_0 \lambda}. \quad (57)$$

At low temperatures $\beta^{-1} \ll \omega_0, E_c$, the last exponential factor in Eq. (55) can be discarded. Using Eq. (B5) we derive the following expression:

$$\langle e^{ib_1 \tilde{N} + ib_2 \tilde{J}} \rangle_{z.m.} \approx p_1(k_\mu, k_\Phi) e^{2ib_1 f(k_\mu) + 2ib_2 f(k_\Phi)} + p_2(k_\mu, k_\Phi) e^{2ib_1 f(k_\mu + 1/2) + 2ib_2 f(k_\Phi + 1/2)}. \quad (58)$$

The ‘‘sawtooth’’ function

$$f(x) = \sum_{n=1}^{\infty} \frac{(-1)^n}{\pi n} \sin 2\pi n x \quad (59)$$

has the period 1 and equals $f(x) = -x$ for $x \in (-\frac{1}{2}, \frac{1}{2})$ and $f(\pm\frac{1}{2}) = 0$. The functions $p_{1,2}(k_\mu, k_\Phi)$ are determined by

$$p_1(k_\mu, k_\Phi) = \frac{1}{1 + \frac{\theta_4(\pi k_\mu, e^{-\pi^2/\beta \omega_0 \tilde{\nu}}) \theta_4(\pi k_\Phi, e^{-\pi^2/\beta \omega_0 \lambda})}{\theta_3(\pi k_\mu, e^{-\pi^2/\beta \omega_0 \tilde{\nu}}) \theta_3(\pi k_\Phi, e^{-\pi^2/\beta \omega_0 \lambda})}} \approx \frac{1}{1 + e^{\beta \omega_0 [\tilde{\nu} g_2(k_\mu) + \lambda g_2(k_\Phi)]}}, \quad (60)$$

and $p_2(k_\mu, k_\Phi) = p_1(k_\mu + \frac{1}{2}, k_\Phi + \frac{1}{2})$. One can observe that $p_1 + p_2 = 1$. The function $g_2(x)$ is introduced in (B9).

Let us consider the limit of zero temperature, or $\beta \rightarrow \infty$. The expression (58) becomes exact in this limit. Since b_1 and b_2 are linear in time, we can perform easily all time integrations. Thus, the averaging over zero modes effectively results in replacing $\tilde{N} \rightarrow 2f(k_\mu + \frac{1}{2} \delta_{\mu 1(2)})$ and $\tilde{J} \rightarrow 2f(k_\Phi + \frac{1}{2} \delta_{\Phi 1(2)})$, where $\delta_{\mu 1} = \delta_{\Phi 1} = 0$ and $\delta_{\mu 2} = \delta_{\Phi 2} = 1$, which assumes further summation over the different topological realizations (1 and 2) of the ground state with the weight factors p_1 and p_2 . For $\beta^{-1} \ll \omega_0$ the latter approximately equal

$$p_1(k_\mu, k_\Phi) = \Theta(-\tilde{\nu} g_2(k_\mu) - \lambda g_2(k_\Phi)), \quad (61)$$

$$p_2(k_\mu, k_\Phi) = \Theta(\tilde{\nu} g_2(k_\mu) + \lambda g_2(k_\Phi)), \quad (62)$$

and play the role of projectors which divide the elementary cell $(k_\Phi, k_\mu) \in [-\frac{1}{2}, \frac{1}{2}] \times [-\frac{1}{2}, \frac{1}{2}]$ into two areas (topological sectors).

Let us analyze such a partition of the elementary cell and consider the (upper right) quadrant defined by $0 < k_\mu < \frac{1}{2}$ and $0 < k_\Phi < \frac{1}{2}$. The function $g_2(x) = x - 1/4$

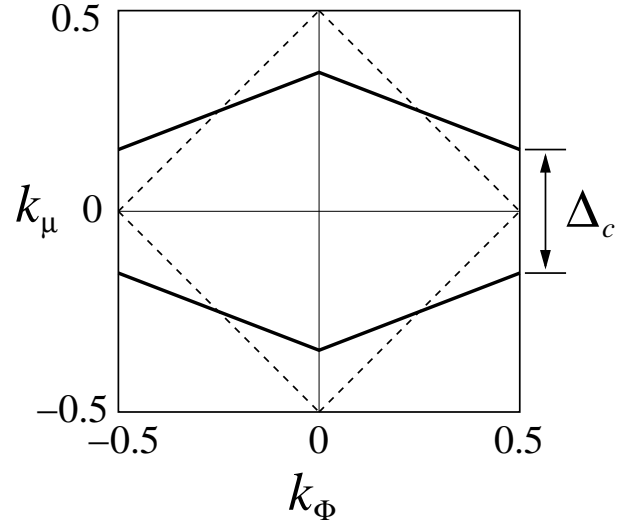


FIG. 4: Shift of the conductance peaks (solid lines) due to the charging energy. The dashed lines correspond to the non-interacting case ($\Delta_c = 0$).

for $0 < x < 1/2$, and therefore the border between the areas of p_1 and p_2 is given by the equation

$$\tilde{\nu} k_\mu + \lambda k_\Phi = \frac{\tilde{\nu} + \lambda}{4}. \quad (63)$$

For repulsive interactions and, moreover, in the presence of $E_c \neq 0$ the relation $\tilde{\nu}/\lambda > 1$ is fulfilled.

We can establish the borders between the topological sectors p_1 and p_2 in the other quadrants by mirroring Eq. (63) with respect to the k_μ axis, k_Φ axis, or both. Thus, we obtain that the area of the projector p_1 is the inner part of the elementary cell bounded by the hexagon (see Fig. 4). Respectively, the outer part is the area of p_2 .

Let us now analyze the conductance in the upper right quadrant. In the inner part p_1 only the zero harmonic ($p = 0$) of A_R^+ becomes divergent near the border line (63). In the outer part p_2 the zero harmonic ($p = 0$) of A_R^- is divergent near the border line (63). From both sides of the latter the conductance behaves like

$$G \propto \frac{1}{[\tilde{\nu} k_\mu + \lambda k_\Phi - \frac{\tilde{\nu} + \lambda}{4}]^2}. \quad (64)$$

This is an expected result as well as the fact that the pole of the conductance (condition for the resonant tunneling of an electron) matches with a transition $p_1 \rightarrow p_2$ from one topological sector to another.

In order to identify the positions of the conductance peaks, it appears sufficient to consider just the zero harmonics $p = 0$ of the functions A_η^\pm , because the higher ones ($p \geq 1$) do not have any poles at all.

It is instructive to derive the conductance in the non-interacting limit $\tilde{\nu} = \lambda = 1$. Using the identity

$$\frac{\pi}{\sin \pi x} = \sum_{p=-\infty}^{\infty} \frac{(-1)^p}{p+x}, \quad (65)$$

one can show that

$$G = \frac{e^2}{2\pi} \frac{\Gamma_l \Gamma_r}{\omega_0^2} \left[\frac{\pi}{\sin(\frac{\Delta\mu}{\omega_0} + k_\Phi)\pi} + \frac{\pi}{\sin(\frac{\Delta\mu}{\omega_0} - k_\Phi)\pi} \right]^2. \quad (66)$$

This result can be recovered in the scattering matrix approach, if the width of the Breit-Wigner resonance in (6) is neglected. The expression (66) suggests that the resonant condition can be satisfied at any k_μ by tuning the magnetic flux k_Φ .

As was discussed in Ref. 16, the main qualitative feature imposed by an electron-electron interaction and/or charging energy is the opening of a window at certain values of k_μ inside which the resonant condition is never met. This situation is shown in Fig. 4, and the corresponding gap value equals $\Delta_c = \frac{1}{2}(1 - \frac{\lambda}{\nu})$.

B. Spinful case

In order to implement an averaging similar to (53) in the spinful cases, it is necessary to calculate first the partition function $\text{Tr}(e^{-\beta H_0})$. The trace operation is now understood as a summation over all integer values of N_{R+} , N_{L+} , N_{R-} , and N_{L-} . However, in this basis the Hamiltonian (48) is not diagonal, and we have to use the basis (49),(50) instead. The summation rules for the latter have been formulated, for instance, in Refs. 25,28,29. Applying them, one can find that the partition function is proportional to

$$\sum_{i=1}^{16} \left[\theta_3 \left(\pi k_{\mu i}, e^{-\frac{\pi^2}{2\beta\omega_0\nu_c}} \right) \theta_3 \left(\pi k_{\Phi i}, e^{-\frac{\pi^2}{2\beta\omega_0\lambda_c}} \right) \right. \\ \left. \times \theta_3 \left(\pi k_{B i}, e^{-\frac{\pi^2}{2\beta\omega_0\nu_s}} \right) \theta_3 \left(\pi k_{R i}, e^{-\frac{\pi^2}{2\beta\omega_0\lambda_s}} \right) \right], \quad (67)$$

where $k_{X i} = k_X + \frac{1}{4}\delta_{X i}$ ($X = \mu, \Phi, B, R$) and the summation is performed over 16 topological sectors. The latter are specified by $\delta_{X i}$ given in the table

i	1	2	3	4	5	6	7	8	9	10	11	12	13	14	15	16
$\delta_{\mu i}$	0	2	2	0	2	2	0	0	1	3	3	1	3	3	1	1
$\delta_{\Phi i}$	0	2	2	0	0	0	2	2	1	3	3	1	1	1	3	3
$\delta_{B i}$	0	2	0	2	2	0	2	0	1	3	1	3	3	1	3	1
$\delta_{R i}$	0	2	0	2	0	2	0	2	1	3	1	3	1	3	1	3

One can define 16 functions ($i = 1, \dots, 16$)

$$p_i(k_X) = p_1(k_{X i}), \quad (68)$$

where $p_1(k_X)$ equals to

$$\frac{1}{1 + \sum_{j=2}^{16} \frac{\theta_3(\pi k_{\mu j}) \theta_3(\pi k_{\Phi j}) \theta_3(\pi k_{B j}) \theta_3(\pi k_{R j})}{\theta_3(\pi k_\mu) \theta_3(\pi k_\Phi) \theta_3(\pi k_B) \theta_3(\pi k_R)}} \\ \approx \frac{1}{1 + \sum_{j=2}^{16} e^{2\beta\omega_0 B_j(k_X)}}, \quad (69)$$

and the functions $B_j(k_X)$ are introduced in Appendix B.

The functions (68) satisfy the identity

$$\sum_{i=1}^{16} p_i(k_X) = 1. \quad (70)$$

At low temperatures $\beta^{-1} \ll \omega_0$ we have an approximate relation

$$p_1(k_X) = \prod_{j=2}^{16} \Theta(-B_j(k_X)), \quad (71)$$

and the functions $p_i(k_X)$ become the projectors which divide the elementary cell $k_X \in [-\frac{1}{2}, \frac{1}{2}] \times \dots \times [-\frac{1}{2}, \frac{1}{2}]$ in the four-dimensional parameter space into 16 topological sectors.

We can now formulate the rule which prescribes how to evaluate the average over zero modes in (40): it is necessary to replace

$$\tilde{N}_c \rightarrow 4f(k_{\mu i}), \quad \tilde{J}_c \rightarrow 4f(k_{\Phi i}), \quad (72)$$

$$\tilde{N}_s \rightarrow 4f(k_{B i}), \quad \tilde{J}_s \rightarrow 4f(k_{R i}), \quad (73)$$

and to sum over $i = 1, \dots, 16$ topological realizations of the ground state with the weight functions $p_i(k_X)$.

Once this procedure is implemented, it becomes sufficient to consider just the zero harmonics ($p_c = p_s = 0$) of the functions $A_{\eta\sigma}^\pm$, Eq. (46), for establishing the positions of the conductance maxima. In this respect there exists a full analogy with the spinless case, and we refer to the corresponding discussion in the previous subsection.

In the framework of the developed formalism it is possible to study the influence of the TLL interaction on the distribution of the conductance peaks in the presence of magnetic flux and SO coupling. The charging effects are also naturally incorporated, and the charging energy E_c plays a role similar to that of the TLL parameter ν_c . They are both combined into $\tilde{\nu}_c$ [see Eq. (45)], and therefore the effects produced by each of them are analogous. Let us then fix $\nu_c = 1$ and vary E_c . In Fig. 5 we show the elementary cells of the conductance contour plot in the (k_Φ, k_μ) plane for $k_R = 0.1$ and different values of the charging energy. The TLL parameters are $\nu_{c,s} = \lambda_{c,s} = 1$. One can see how the separate effects of SO coupling and charging energy (shown in Figs. 3 and 4, respectively) merge together.

In experiments the usual tuning parameters are Φ and V_g . The parameter V_g appears in the theoretical model through both k_R and k_μ . The Rashba coupling constant depends on an applied gate voltage⁷, which is modeled by $\alpha_R = \alpha_R^0 - \frac{\pi}{m^* L} \kappa v_g$, where $v_g = \frac{eV_g}{\omega_0}$ and $\kappa > 0$ is a dimensionless coefficient. The degeneracy point in gate voltage at which the Rashba coupling α_R vanishes is defined by $v_g^0 \equiv v_g(\alpha_R = 0) = \frac{m^* L \alpha_R^0}{\kappa \pi}$. Introducing the departure from the degeneracy point $\Delta v_g = v_g - v_g^0$, we then express

$$k_R(\Delta v_g) = \frac{1}{2} \left[\sqrt{1 + \kappa^2 (\Delta v_g)^2} - 1 \right] \quad (74)$$

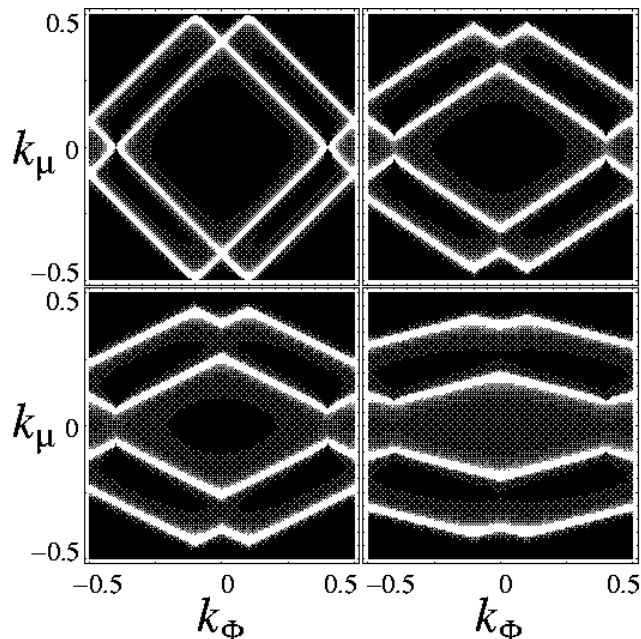


FIG. 5: Conductance peaks for $k_R = 0.1$ and different values of the charging energy $8E_c/\omega_0 = 0.0$ (upper left), 0.5 (upper right), 1.0 (bottom left), 3.0 (bottom right). The TLL parameters are $\nu_{c,s} = \lambda_{c,s} = 1$.

and

$$k_\mu(\Delta v_g) = \frac{\Delta v_g + v'}{1 + 8E_c/\omega_0}. \quad (75)$$

Here $v' = v_g^0 + \frac{\Delta\mu}{\omega_0} + N_0 - \frac{1}{2}$ determines the shift of the whole pattern; we may put at will $v' = 0$.

In Fig. 6 we demonstrate the influence of the charging effects in $(k_\Phi, \Delta v_g)$ plane. The values of E_c and $\nu_{c,s}$, $\lambda_{c,s}$ are the same as in Fig. 5. We observe that upon enhancement of the charging energy the gap opens near $\Delta v_g = 0$. Due to the presence of the gate-dependent SO coupling, the pattern of conductance maxima is more complicated than that discussed in Ref. 16.

VII. DISCUSSION AND CONCLUSION

In this work we have studied the tunneling conductance of a mesoscopic one-dimensional ring attached to two Fermi reservoirs. The interaction inside the ring is described by the Tomonaga-Luttinger liquid. The bosonization approach which is usually adopted for the study of such model allows us to include the flux and gate-voltage dependence as well as the influence of SO coupling. It is remarkable that all these externally tuned parameters appear in the topological sector of the bosonized theory. Therefore, the accurate treatment of zero modes is required in order to describe the mesoscopic phenomena at low temperatures $\beta^{-1} \ll \omega_0$.

Using the Keldysh formalism we have performed the calculation of a linear conductance in the limit of weak

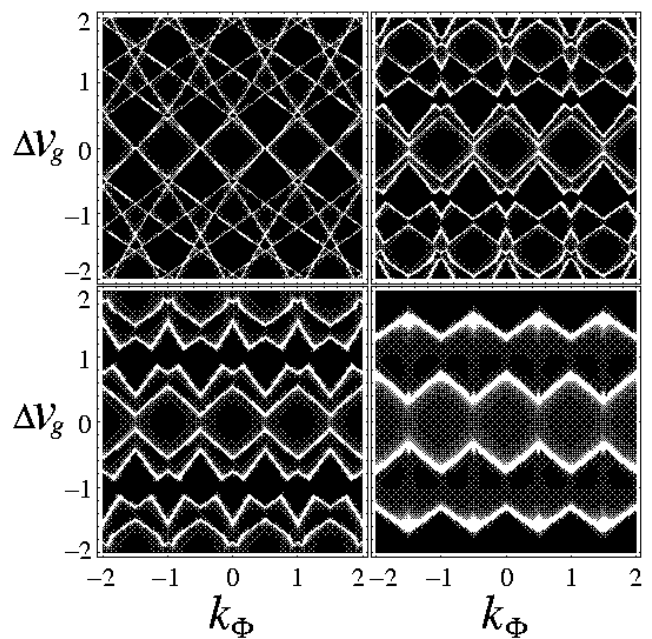


FIG. 6: Conductance peaks for $\kappa = 1$ and different values of the charging energy $8E_c/\omega_0 = 0.0$ (upper left), 0.5 (upper right), 1.0 (bottom left), 3.0 (bottom right).

tunneling between the leads and the ring. The real-time approach allows one to obtain asymptotic results for the distribution of the conductance peaks in the low temperature limit. Although the perturbative expansion of the conductance in the tunneling strength is not very well suited for a description of a shape of conductance peaks, it is nevertheless quite efficient for establishing their positions. The topological origin of the peaks' distribution alludes to its robustness upon small modifications of the model.

We have studied the patterns of the conductance maxima at nonzero spin-orbit coupling as a function of magnetic flux and gate voltage. The Tomonaga-Luttinger interaction and the charging energy have been seen to contribute in analogous way. In rings of reduced size the account of charging effects might appear more experimentally motivated, and therefore we concentrated on their study. In particular, we have made a theoretical prediction for the distribution of the conductance peaks in the presence of both the charging energy and the spin-orbit coupling. We observed an interesting interplay between both effects. The SO coupling lifts the degeneracy of the conduction peaks, and the charging energy opens a gap centered at the remaining points of the degeneracy in question. The value of this gap is proportional to the charging energy. When the latter becomes very large, the Rashba effect is less pronounced. The pattern of the conductance peaks then approaches the form of hexagonal honeycombs which is typical to spinless fermions.

In conclusion, we have described the interplay between Coulomb blockade and Aharonov-Bohm and Aharonov-Casher effects for the different values of the charging en-

ergy, magnetic flux, and spin-orbit coupling, as is manifested in the contour plots of the tunneling conductance.

Acknowledgments

We would like to thank Dmitry Bagrets, Thierry Champel, Ilya Krive, and Gerd Schön for fruitful discussions. M.P. was supported by the DFG Center for Functional Nanostructures at the University of Karlsruhe. V.G. was supported by the Swiss National Science Foundation.

APPENDIX A: CORRELATION FUNCTIONS OF THE TOMONAGA-LUTTINGER MODEL

Let us consider for simplicity the spinless case. The canonical transformation which solves the two-channel TLL model is

$$\begin{pmatrix} d_{1k} \\ d_{2k}^\dagger \end{pmatrix} = \begin{pmatrix} u_+ & u_- \\ u_- & u_+ \end{pmatrix} \begin{pmatrix} b_{Rk} \\ b_{Lk}^\dagger \end{pmatrix}, \quad (\text{A1})$$

where $u_\pm = \sqrt{(\gamma \pm 1)/2}$.

The explicit form of the time evolution of the bosonized fields reads

$$\begin{aligned} \psi_\eta^b(x, t) &= \frac{1}{\sqrt{L\tilde{\alpha}}} e^{-i\sqrt{2\pi}\phi_\eta(x, t)}, \quad (\text{A2}) \\ \phi_\eta(x, t) &= i \sum_{k=1}^{\infty} \frac{e^{-\frac{1}{2}\tilde{\alpha}k}}{\sqrt{2\pi k}} \\ &\times [u_\eta D_{1k}(x - \omega t) - u_{-\eta} D_{2k}(x + \omega t)], \quad (\text{A3}) \end{aligned}$$

where

$$D_{1k} = e^{ikx} d_{1k} - e^{-ikx} d_{1k}^\dagger, \quad (\text{A4})$$

$$D_{2k} = e^{ikx} d_{2k}^\dagger - e^{-ikx} d_{2k}. \quad (\text{A5})$$

Let us consider the correlation function

$$\begin{aligned} \langle \psi_\eta^b(x, t) \psi_\eta^{b\dagger} \rangle &= e^{-\pi \langle (\phi_\eta(x, t) - \phi_\eta)^2 \rangle + \pi [\phi_\eta(x, t), \phi_\eta]} \\ &= e^{-u_+^2 (\pi \mathcal{D}(\eta x - \omega t) - i\chi(\eta x - \omega t))} \\ &\times e^{-u_-^2 (\pi \mathcal{D}(\eta x + \omega t) + i\chi(\eta x + \omega t))}, \quad (\text{A6}) \end{aligned}$$

where

$$\mathcal{D}(x) = \frac{1}{\pi} \sum_{k=1}^{\infty} \frac{1 - \cos kx}{k} \left(\frac{2}{e^{\beta\omega k} - 1} + e^{-\tilde{\alpha}k} \right), \quad (\text{A7})$$

$$\chi(x) = \sum_{k=1}^{\infty} \frac{\sin kx}{k} e^{-\tilde{\alpha}k} = \frac{1}{2i} \ln \frac{1 - e^{-ix - \tilde{\alpha}}}{1 - e^{ix - \tilde{\alpha}}} \quad (\text{A8})$$

are the periodic functions of x . Obviously, the function (A6) is also periodic in real time, and therefore it can be expanded in a Fourier series with the frequency ω .

In the zero-temperature limit $\beta \rightarrow \infty$ the temperature-dependent part of $\mathcal{D}(x)$ can be discarded, and we obtain

$$\mathcal{D}(x) = -\frac{1}{2\pi} \ln \frac{(1 - e^{-\tilde{\alpha}})^2}{(1 - e^{-ix - \tilde{\alpha}})(1 - e^{ix - \tilde{\alpha}})}. \quad (\text{A9})$$

Hence, the correlation function (A6) is equal to

$$\left(\frac{1 - e^{-\tilde{\alpha}}}{1 - e^{i(\eta x - \omega t + i\tilde{\alpha})}} \right)^{u_+^2} \left(\frac{1 - e^{-\tilde{\alpha}}}{1 - e^{-i(\eta x + \omega t - i\tilde{\alpha})}} \right)^{u_-^2}. \quad (\text{A10})$$

For $x = \pi$ we have

$$\langle \psi_\eta^b(\pi, t) \psi_\eta^{b\dagger} \rangle = \frac{1}{L\tilde{\alpha}} \left(\frac{1 - e^{-\tilde{\alpha}}}{1 + e^{-i\omega t - \tilde{\alpha}}} \right)^\gamma. \quad (\text{A11})$$

Its Fourier expansion (35) is equivalent to the Taylor expansion of the analytic function $(1 + z)^{-\gamma}$ for $|z| < 1$. Therefore the expansion (35) contains only non-negative Fourier harmonics ($p \geq 0$) with the coefficients

$$\begin{aligned} g_p(\gamma) &= \frac{(-1)^p \Gamma(p + \gamma)}{\Gamma(\gamma) \Gamma(p + 1)} \frac{(1 - e^{-\tilde{\alpha}})^\gamma}{L\tilde{\alpha}} e^{-p\tilde{\alpha}} \\ &\approx \frac{(-1)^p \Gamma(p + \gamma)}{\Gamma(\gamma) \Gamma(p + 1)} \frac{\tilde{\alpha}^{\gamma-1}}{L}. \quad (\text{A12}) \end{aligned}$$

Computation of a correlation function in the spinful case is analogous. A new feature arising in this case is the double time periodicity of correlation functions with frequencies ω_c and ω_s , which are in general incommensurate.

APPENDIX B: JACOBIAN Θ FUNCTIONS

The Jacobian function θ_3 is defined by

$$\theta_3(z, q) = 1 + 2 \sum_{n=1}^{\infty} q^{n^2} \cos 2nz, \quad (\text{B1})$$

and the Jacobian function θ_4 can be expressed as

$$\theta_4(z, q) = \theta_3\left(z + \frac{\pi}{2}, q\right). \quad (\text{B2})$$

Both functions are periodic under the shift $z \rightarrow z + \pi$.

Making a Poisson summation, one can prove that

$$\sum_{k=-\infty}^{\infty} e^{-a(k+z)^2} = \sqrt{\frac{\pi}{a}} \theta_3\left(\pi z, e^{-\pi^2/a}\right). \quad (\text{B3})$$

Using the expression for the ratio of two θ_3 functions,

$$\ln \frac{\theta_3(z_1 + z_2, q)}{\theta_3(z_1 - z_2, q)} = 4 \sum_{n=1}^{\infty} \frac{(-1)^n}{n} \frac{q^n}{1 - q^{2n}} \sin 2nz_1 \sin 2nz_2, \quad (\text{B4})$$

one can establish that

$$\lim_{\beta \rightarrow \infty} \frac{\theta_3 \left(\pi \left(x + \frac{ib}{\beta \omega_0 \lambda} \right), e^{-\frac{\pi^2}{2\beta \omega_0 \lambda}} \right)}{\theta_3 \left(\pi x, e^{-\frac{\pi^2}{2\beta \omega_0 \lambda}} \right)} = e^{4ibf(x)}, \quad (\text{B5})$$

where $f(x)$ is a sawtooth function introduced in (59), as well as that

$$\lim_{\beta \rightarrow \infty} \frac{\theta_3 \left(\pi \left(x + \frac{m_1}{4} \right), e^{-\frac{\pi^2}{2\beta \omega_0 \lambda}} \right)}{\theta_3 \left(\pi \left(x + \frac{m_2}{4} \right), e^{-\frac{\pi^2}{2\beta \omega_0 \lambda}} \right)} \approx e^{2\beta \omega_0 \lambda g_{m_1 m_2}(x)}, \quad (\text{B6})$$

where $m_1, m_2 = 0, 1, 2, 3$ and

$$g_{m_1 m_2}(x) = \sum_{n=1}^{\infty} \frac{(-1)^n}{\pi^2 n^2} \times \left[\cos \frac{\pi n}{2} (4x + m_2) - \cos \frac{\pi n}{2} (4x + m_1) \right]. \quad (\text{B7})$$

In the Fourier series (B7) one can recognize the functions

$$g_1(x) \equiv g_{10}(x) = -g_{01}(x) \quad (\text{B8})$$

$$= \left| \left\{ \frac{1}{2} + x \right\} - \frac{3}{4} \right| + \frac{1}{2} \left\{ \frac{1}{2} + x \right\} - \frac{9}{16},$$

$$g_2(x) \equiv g_{20}(x) = -g_{02}(x) \quad (\text{B9})$$

$$= - \left| \{x\} - \frac{1}{2} \right| + \frac{1}{4},$$

$$g_3(x) \equiv g_{30}(x) = -g_{03}(x) \quad (\text{B10})$$

$$= \left| \left\{ \frac{1}{2} - x \right\} - \frac{3}{4} \right| + \frac{1}{2} \left\{ \frac{1}{2} - x \right\} - \frac{9}{16},$$

where $\{x\} \equiv (x \bmod 1)$ is a fractional part of x . The function $\{x\}$ has a period 1 and possesses a property $\{-x\} = 1 - \{x\}$. One can notice that $g_3(x) = g_1(-x)$.

The other functions $g_{m_1 m_2}$ are also expressed in terms of g_1, g_2, g_3 :

$$g_{12}(x) = -g_{21}(x) = g_3(x - 1/2), \quad (\text{B11})$$

$$g_{32}(x) = -g_{23}(x) = g_1(x + 1/2), \quad (\text{B12})$$

$$g_{31}(x) = -g_{13}(x) = g_2(x + 1/4). \quad (\text{B13})$$

We also define the following functions:

$$B_2 = \tilde{\nu}_c g_2(k_\mu) + \lambda_c g_2(k_\Phi) + \nu_s g_2(k_B) + \lambda_s g_2(k_R),$$

$$B_3 = \tilde{\nu}_c g_2(k_\mu) + \lambda_c g_2(k_\Phi),$$

$$B_4 = \nu_s g_2(k_B) + \lambda_s g_2(k_R),$$

$$B_5 = \tilde{\nu}_c g_2(k_\mu) + \nu_s g_2(k_B),$$

$$B_6 = \tilde{\nu}_c g_2(k_\mu) + \lambda_s g_2(k_R),$$

$$B_7 = \lambda_c g_2(k_\Phi) + \nu_s g_2(k_B),$$

$$B_8 = \lambda_c g_2(k_\Phi) + \lambda_s g_2(k_R),$$

$$B_9 = \tilde{\nu}_c g_1(k_\mu) + \lambda_c g_1(k_\Phi) + \nu_s g_1(k_B) + \lambda_s g_1(k_R),$$

$$B_{10} = \tilde{\nu}_c g_3(k_\mu) + \lambda_c g_3(k_\Phi) + \nu_s g_3(k_B) + \lambda_s g_3(k_R),$$

$$B_{11} = \tilde{\nu}_c g_3(k_\mu) + \lambda_c g_3(k_\Phi) + \nu_s g_1(k_B) + \lambda_s g_1(k_R),$$

$$B_{12} = \tilde{\nu}_c g_1(k_\mu) + \lambda_c g_1(k_\Phi) + \nu_s g_3(k_B) + \lambda_s g_3(k_R),$$

$$B_{13} = \tilde{\nu}_c g_3(k_\mu) + \lambda_c g_1(k_\Phi) + \nu_s g_3(k_B) + \lambda_s g_1(k_R),$$

$$B_{14} = \tilde{\nu}_c g_3(k_\mu) + \lambda_c g_1(k_\Phi) + \nu_s g_1(k_B) + \lambda_s g_3(k_R),$$

$$B_{15} = \tilde{\nu}_c g_1(k_\mu) + \lambda_c g_3(k_\Phi) + \nu_s g_3(k_B) + \lambda_s g_1(k_R),$$

$$B_{16} = \tilde{\nu}_c g_1(k_\mu) + \lambda_c g_3(k_\Phi) + \nu_s g_1(k_B) + \lambda_s g_3(k_R).$$

-
- ¹ Y. Aharonov and D. Bohm, Phys. Rev. **115**, 485 (1959).
² Y. Aharonov and A. Casher, Phys. Rev. Lett. **53**, 319 (1984).
³ M. König *et al.*, Phys. Rev. Lett. **96**, 076804 (2006).
⁴ A. F. Morpurgo, J. P. Heida, T. M. Klapwijk, B. J. van Wees, and G. Borghs, Phys. Rev. Lett. **80**, 1050 (1998). See also H. De Raedt, Phys. Rev. Lett. **83**, 1700 (1999); A. F. Morpurgo, J. P. Heida, T. M. Klapwijk, B. J. van Wees, and G. Borghs, Phys. Rev. Lett. **83**, 1701 (1999).
⁵ T. Bergsten, T. Kobayashi, Y. Sekine, and J. Nitta, cond-mat/0512264.
⁶ T. Koga, Y. Sekine, and J. Nitta, cond-mat/0504743.
⁷ J. Nitta, T. Akazaki, H. Takayanagi, and T. Enoki, Phys. Rev. Lett. **78**, 1335 (1997).
⁸ Yu. A. Bychkov and E. I. Rashba, J. Phys. C **17**, 6039 (1984).
⁹ S. Datta and B. Das, Appl. Phys. Lett. **56**, 665 (1990).
¹⁰ M. Büttiker, Y. Imry, and M. Ya. Azbel, Phys. Rev. A **30** 1982 (1984); M. Büttiker, Y. Imry, R. Landauer, and S. Pinhas, Phys. Rev. B **31**, 6207 (1985).
¹¹ A. Stern, Phys. Rev. Lett. **68**, 1022 (1992).
¹² A. G. Aronov and Y. B. Lyanda-Geller, Phys. Rev. Lett. **70**, 343 (1993).
¹³ J. Nitta, F.E. Meijer, and H. Takayanagi, Appl. Phys. Lett. **75**, 695 (1999).
¹⁴ D. Frustaglia and K. Richter, Phys. Rev. B **69**, 235310 (2004).
¹⁵ B. Molnár, F. M. Peeters, and P. Vasilopoulos, Phys. Rev. B **69**, 155335 (2004).
¹⁶ J. M. Kinaret, M. Jonson, R. I. Shekhter, and S. Eggert, Phys. Rev. B **57**, 3777 (1998).
¹⁷ Y. Meir and N. S. Wingreen, Phys. Rev. Lett. **68**, 2512 (1992).
¹⁸ C. L. Kane and M. P. A. Fisher, Phys. Rev. Lett. **68**, 1220 (1992).
¹⁹ D. Boese, M. Governale, A. Rosch, and U. Zülicke, Phys. Rev. B **64**, 085315 (2001).
²⁰ O. M. Auslaender, A. Yacobi, R. de Picciotto, K. W. Baldwin, L. N. Pfeiffer, and K. W. West, Science **295**, 825 (1992).
²¹ A. Furusaki and N. Nagaosa, Phys. Rev. B **47**, 3827 (1993).
²² A. Furusaki, Phys. Rev. B **57**, 7141 (1998).
²³ Yu. V. Nazarov and L.I. Glazman, Phys. Rev. Lett. **91**, 126804 (2003).

- ²⁴ J. von Delft and H. Schoeller, *Ann. Phys. (Leipzig)* **7**, 225 (1998).
- ²⁵ R. Fazio, F. W. J. Hekking, and A. A. Odintsov, *Phys. Rev. Lett.* **74**, 1843 (1995); *Phys. Rev. B* **53**, 6653 (1996).
- ²⁶ D. Loss, *Phys. Rev. Lett.* **69**, 343 (1992).
- ²⁷ M. R. Geller and D. Loss, *Phys. Rev. B* **56**, 9692 (1997).
- ²⁸ M. V. Moskalets, *Physica B* **291**, 350 (2000).
- ²⁹ M. Pletyukhov and V. Gritsev, *Phys. Rev. B* **70**, 165316 (2004).
- ³⁰ I. V. Krive, A. M. Kadigrobov, R. I. Shekhter, and M. Jonson, *Phys. Rev. B* **71**, 214516 (2005).
- ³¹ G. D. Mahan, *Many-Particle Physics* (Plenum Press, New York, 1990).