

Electronic Structure and Magnetic Properties of Y_4Co_3

T. Jeong

Department of Physics, University of California, Davis, California 95616

The electronic structure of Y_4Co_3 has been studied based on the density functional theory within the local-density approximation. The calculation indicates that Y_4Co_3 is very close to ferromagnetic instability. The Fermi surfaces are composed mainly of $3d$ electrons of Co and $4d$ electrons of Y.

PACS numbers: 71.28.+d, 75.10.Lp, 71.18.+y, 71.20.Lp

I. INTRODUCTION

The intermetallic Y_4Co_3 has attracted much attention since the coexistence of magnetism and superconductivity were discovered in this compound and it is the first itinerant band magnetic superconductor and reported to be weakly ferromagnetic [1, 2, 3]. Y_4Co_3 has an unusual interplay of magnetism and superconductivity. The compound Y_4Co_3 is very interesting because neither Co nor Y as metals are superconductors. Magnetism ($T_c \approx 5K$) precedes superconductivity ($T_{sc} \approx 2.5K$) and the inverse of the behavior has shown most often elsewhere [4, 5]. It is also interesting that in the Y-Co system the magnetic moment per Co atom tends to zero for YCo_2 , which is a Pauli paramagnet, and the compositions close to Y_4Co_3 shows a very small magnetic moment about $0.012\mu_B$ per Co atom which is localized on a specific cobalt site [2, 6].

There is experimental evidence from NMR that d -type cobalts enclosed in triangular prisms of Y atoms are responsible for the magnetic properties[7]. And the small Co-Co distance prevents magnetism in phases neighbouring to Y_4Co_3 , a rather different structure of $Y_{36}Co_{28}(Y_9Co_7)$ phase, with the isolated Co atoms along the c -axis, is responsible for the magnetic properties and strong development of magnetic correlations [5]. The specific heat experiments showed that the phonon contribution is mainly due to Y lattice but the electronic contribution is due to the Co density of electron states [4]. Some important features of this type magnetic superconductor remain to be explained theoretically and the preliminary electronic structure study of Y_4Co_3 is essential to understand the fascinating properties of this compound. In table I we summarized the physical characteristics of Y_4Co_3 and other weak ferromagnets. From the data we can see that Y_4Co_3 has indeed weak itinerant ferromagnetic properties.

Until now there is no detailed electronic band structure studies for Y_4Co_3 , therefore as a first step the electronic structure investigation based on the density functional theory is important to understand the nature of this peculiar compound. In this work, the precise self-consistent full potential local orbital minimum basis band structure scheme (FPLO) are employed to investigate thoroughly the electronic and magnetic properties of Y_4Co_3 based on the density functional theory. We focus on the studies of the effect of magnetism on the band structure and Fermi surfaces and compare with experiment results.

II. CRYSTAL STRUCTURE

Y_4Co_3 is in the hexagonal Co_3Ho_4 crystal structure (space group $P6_3/m$, #176) This crystal structure is descibed in detail by Yvon Yvon *et al.*[8]. An unusual feature of this crystal structure is the existence of three inequivalent crystallographic positions of cobalt. Y_4Co_3 can be viewed as quasi-infinite triangular columns of trigonal Y prisms running along a $\bar{6}$ axis which are made up of two types of Y atom(Y(1), Y(2)), both at site $6(h)$ (the site symmetry is m), and are centered by two types of Co atom at site $6(h)$ and $2(d)$ (the site symmetry is m and $\bar{6}$ respectively). In Co_3Ho_4 structure a third atom site is located on the c -axis, i.e., in the channels formed by six groups of triangular Ho prism columns(at the site $2(b)$, site symmetry $\bar{3}$). Y_4Co_3 crystal structure has inversion symmetry but nonsymmorphic. For our calculation we used the experimental lattice constants, $a = 11.527\text{\AA}$ and $c = 4.052\text{\AA}$. There are three formula units per cell.

III. METHOD OF CALCULATIONS

We have applied the full-potential nonorthogonal local-orbital minimum-basis (FPLO) scheme within the local density approximation (LDA).[9] In these scalar relativistic calculations we used the exchange and correlation potential of Perdew and Wang.[10] Y $4s, 4p, 4d, 5s, 5p$, and Co $3s, 3p, 3d, 4s, 4p$ states were included as valence states. All lower states were treated as core states. We included the relatively extended semicore $3s, 3p$ states of Co and $3s, 3p, 3d$ states of Y as band states because of the considerable overlap of these states on nearest neighbors. This overlap would be otherwise neglected in our FPLO scheme. The spatial extension of the basis orbitals, controlled by a confining potential $(r/r_0)^4$, was optimized to

TABLE I: Y_4Co_3 and other weak ferromagnets

physical properties	Y_4Co_3	Sc ₃ In	ZrZn ₂
χ_0 (emu/g)	2.25×10^{-6}	0.4×10^{-6}	2.16×10^{-6}
T_c (K)	5.0	21.3	5.5
moment (μ_B /atom)	0.012/Co	0.045/Sc	0.12/Zr
γ (mJ/mol K ⁻²)	3.4	33.6	47.0

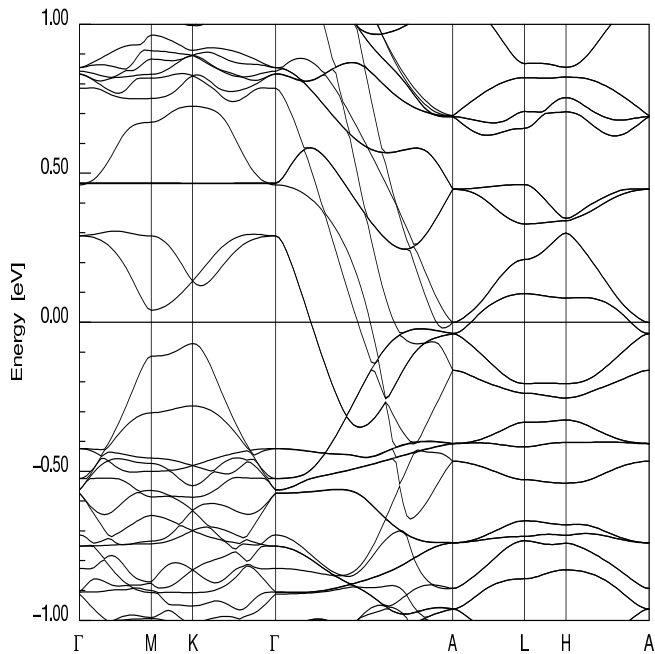


FIG. 1: The LDA bandstructures of Y_4Co_3 near Fermi level.

minimize the total energy. The self-consistent potentials were carried out on a k mesh of 16 k points in each direction of the Brillouin zone, which corresponds to 132 k points in the irreducible zone.

IV. RESULTS

A. Band Structure and Density of States

The electronic and magnetic studies of Y_4Co_3 based on density functional theory help to characterize this interesting compound. The Fermi energy lies in a band of d electrons of the Y atoms and more suppressed by moments on those sites than by the magnetic character of some of the Co atoms. The Y $3d$ bands are almost filled and this leads to both a small moment and small spin splitting.

Around the Fermi energy Y $4d$ and Co $3d$ states are mixed, so the magnetism and superconductivity are

TABLE II: distances between atoms of Y_4Co_3

Atom	Atom	distance (\AA)
Co(h)	Co(h)	4.05
Co(b)	Co(h)	4.61
Co(d)	Co(h)	2.34
Co(b)	Y(1)	2.96
Co(d)	Y(1)	2.91
Co(h)	Y(1)	2.83
Y(1)	Y(2)	3.32

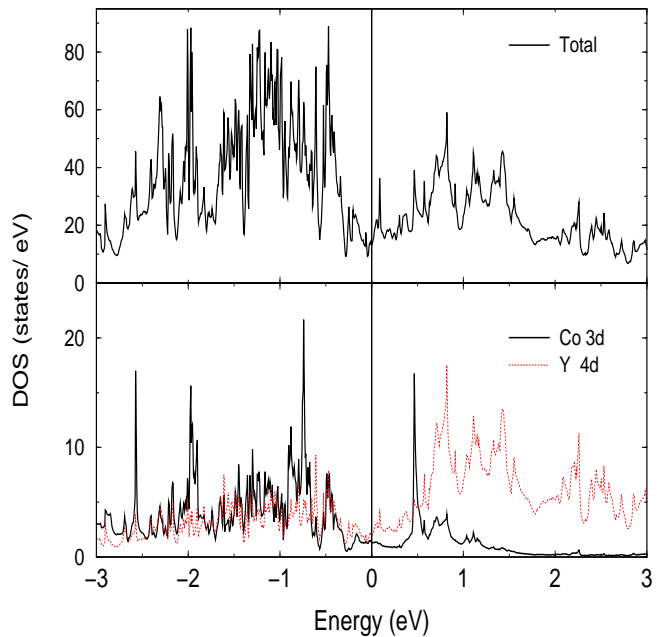


FIG. 2: The total and atom-projected density of states of Y_4Co_3 . The contribution of Co $3d$ and Y $4d$ to density of states.

strongly linked due to the hybridized Y-Co bands. The most intriguing observation in the band structure is the 0.15 eV energy gap along $\Gamma - M - K - \Gamma$ symmetry line which is between the bands of Y $4d$ states. Also there is very flat band located 0.43 eV above Fermi level along these lines which are the Co $3d$ character. There is a flat band along $L - H$ line at 0.1 eV above Fermi level which is the Y $4d$ character. Density of states (DOS) is shown in Fig. 2. The DOS near the Fermi level arises from Co $3d$ bands hybridized with Y $4d$ states. Lewicki *et al.*[4] measured the linear specific heat coefficient for Y_4Co_3 of $\gamma=3.4$ mJ/K² mole(formular unit). The calculated value of $N(E_F)=4.11$ states/eV for Y_4Co_3 corresponds to a bare value $\gamma_b=9.62$ mJ/K² mole(formular unit), which is larger than the experimental value.

B. Ferromagnetic Instability and Fermi Surfaces

Density functional calculations are usually reliable in calculating the instability to ferromagnetism. The enhanced susceptibility[11] is given by

$$\chi = \frac{\chi_0}{[1 - N(E_F)I]} \equiv S\chi_0. \quad (1)$$

where $\chi_0 = 2\mu_B^2 N(E_F)$ is the bare susceptibility obtained directly from the band structure and I is the Stoner exchange interaction constant. The calculation of I resulted from fixed spin moment calculations[12], in which the energy $E(m)$ is calculated subject to the moment being constrained to be m . The behavior at small

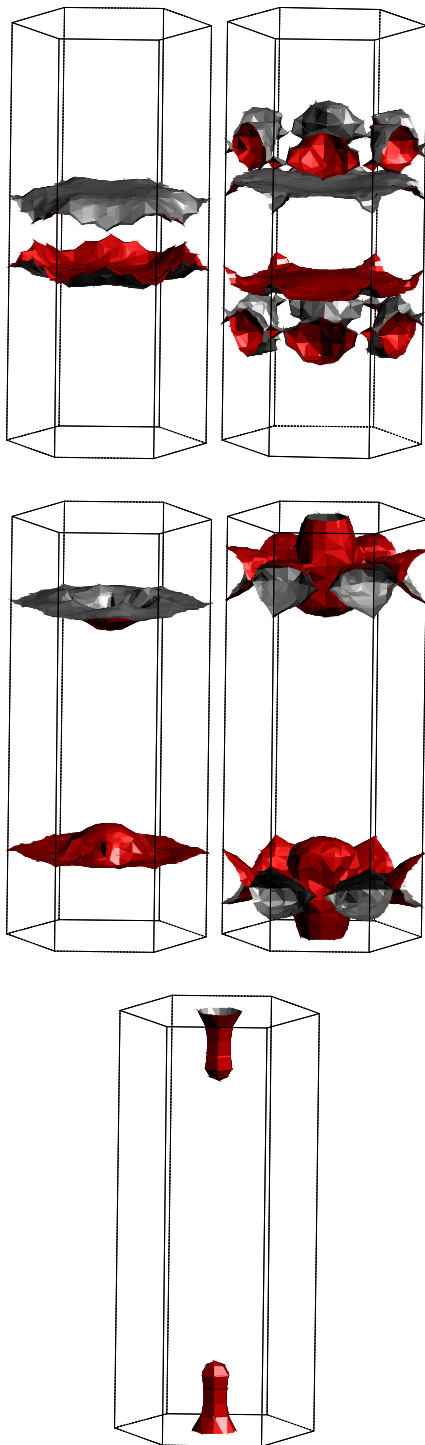


FIG. 3: (Color online) Fermi surfaces of Y_4Co_3 (from top, bands 257, 258, 259, 260, 261). The Γ point corresponds to the center of the hexagonal prism; the A point is the midpoint of the lower and upper hexagon.

m is $E(m) = (1/2)\chi^{-1}m^2$ from which $I = 0.18$ eV can be extracted from Eq. 1. This gives $IN(E_F) = 2.2$, larger than unity, corresponding to a ferromagnetic instability.

The corresponding Fermi surfaces (FS) of Y_4Co_3 is shown in Fig. 3. The Γ point is located at the center of the hexagonal prism and the A point is the midpoint of the lower and upper hexagon. Both the $4d$ electrons of Y and the $3d$ electrons of Co contribute to the Fermi surface. Due to the band gap along the symmetry lines ΓMK , there is no FS at the center of the hexagonal prism. The crossing bands near the symmetry line A make some complicated Fermi surfaces. In the bottom panel, we can observe the cylindrical tube-like Fermi surfaces. The non-magnetic component determines the position of the Fermi level at the bottom or top edge of the d band. The fact that χ_0 for Y_4Co_3 is so close to the corresponding value for Y shows that it is the $5s$ electrons of Y which are transferred mainly to $3d$ orbitals of Co, and thus filling them while leaving the $4d$ electrons of Y almost inert. Therefore the Fermi surface should be composed mainly of $3d$ electrons of Co and $4d$ electrons of Y.

V. DISCUSSION AND CONCLUSIONS

The weak ferromagnetic compounds exhibit the following typical physical properties; (1) a low saturation moment per transition metal(TM) atom at 0K ($< 0.4\mu_B$ /TM atom). (2) a low magnetic order-disorder phase transition temperature ($T_c < 45$ K). (3) a large high-field magnetic susceptibility at 0K. (4) a large coefficient of the term linear in temperature in the specific heat at low temperature. (5) $T^{5/3}$ power law behavior of the resistivity over a wide temperature range around T_c . (6) Curie-Weiss behavior of the magnetic susceptibility in the paramagnetic state[15]. From the experimental reports we can conclude that Y_4Co_3 joins the weak ferromagnets group such as $ZrZn_2$, Sc_3In , and Ni_3Al . According to the band magnetism, to get a ferromagnet with small magnetic moment in a narrow $3d$ band it must be either almost filled or almost empty. The examples of the former is Ni_3Al , Y_4Co_3 and the examples of the latter is $ZrZn_2$, Sc_3In . A charge transfer from a non magnetic to a magnetic element with a partly filled d shell should take place, because the stable phases are antiferromagnetic and ferromagnetic with relatively large moments per site when the shell is almost half filled. Such an observation could explain why weak ferromagnetism occurs mainly in intermetallic compounds, such as $ZrZn_2$, Sc_3In and Ni_3Al .

Kolodziejczyk *et al.*[1] measured the resistivity of Y_4Co_3 , in which the resistivity $\rho(T)$ of Y_4Co_3 follows that $\rho(T) = T^2$ in the lower temperature (5-17K) and $\rho(T) = T^{5/3}$ in the higher temperature (20-70 K). This result agrees very well with the theory of Ueda and Moriya[14]. We can expect the T^2 law to persist also well below T_c , but such a behavior of the resistivity is

suppressed by superconductivity. We would expect that the band undergoing spin fluctuation should be the hybridized $3d-4d$ band. This is because the distance between neighboring Co atoms belonging to different positions are large while the Y-Co distances are small. The distance Y(1)-Y(2) is approximately 3.32 \AA and the distance between atoms in the cluster forming a prism is Co(d)-Co(h)= 2.34 \AA , which is smaller than the distance Co-Co along the a axis in hexagonal close pack structure of Co. The other cluster would be composed of Co atoms which

occupy only some of the available positions and thus can form pairs or short chains along the c axis. The clusters of four Co atoms in the prism form molecular orbitals which mix with the Y $4d$ and $5s$ states. The low spin state could be the lowest energy state for this molecule. Additional reduction of the moment comes from the charge transfer from Y to Co, therefore the $3d$ band is almost filled and this leads to both a small magnetic moment and small spin splitting.

-
- [1] A. Kolodziejczyk, B.V.B.Sarkissian, and H.E.N. Coles, *J.Phys.F:Met.Phys.* **10**, 2819, (1980).
- [2] E.Gratz, H.R.Kirchmayr, V.Sečovský and E.P.Wohlfrath, *J.Magn. Magn.Mat.* **21**, 191, (1980).
- [3] C. Berthet-Colominas, J.Laforest, R.Lemaire, R.Pauthenet and J Schweizer, *Cobalt*, **39**, 97, (1968).
- [4] A.Lewicki *et al.*, *J.Magn. Magn.Mat.* **36**, 297, (1983).
- [5] B.V.B.Sarkissian,A.K.Brover and H.E.N. Coles, *Physica*, **109**, 2041, (1982).
- [6] Y.Yamaguchi, Y.Nishihara and S.Ogawa, *J.Magn. Magn.Mat.* **31-34**, 513, (1983).
- [7] H.Figiel, E.Gratz and Cz.Kapusta, *J.Magn. Magn.Mat.* **23**, 123, (1981).
- [8] K.Yvon, H.F.Braun and E.Gratz, *J.Phys.F:Met.Phys.* **13**, L131, (1983).
- [9] K. Koepernik, and H. Eschrig, *Phys. Rev. B* **59**, 1743 (1999); H.Eschrig, *Optimized LCAO Method and the electronic Structure of Extended Systems* (Springer,Berlin,1989).
- [10] J. P. Perdew, and Y.Wang, *Phys. Rev. B* **45**, 13244 (1992).
- [11] J. F. Janak, *Phys. Rev. B* **16**, 255 (1977).
- [12] K.Schwarz and P.Mohn, *J.Phys. F* **14**, L129 (1984)
- [13] T.Moriya and A. Kawabata, *J. Phys. Soc. Japan* **34**, 639 (1973); **35**, 669 (1973)
- [14] K.Ueda and T.Moriya, *J. Phys. Soc. Japan* **39**, 605 (1975)
- [15] T.Moriya, *Spin fluctuations in itinerant electron magnetism*(Springer series in solid state sciences, vol 56, 1985)