

Diffusion and clustering of substitutional Mn in (Ga,Mn)As

Hannes Raebiger,^{1,*} Maria Ganchenkova,¹ and Juhani von Boehm¹¹ *COMP/Laboratory of Physics, Helsinki University of Technology, POB 1100, 02015 HUT, Finland.*

(Dated: October 22, 2018)

The Ga vacancy mediated microstructure evolution of (Ga,Mn)As during growth and post-growth annealing is studied using a multi-scale approach. The migration barriers for the Ga vacancies and substitutional Mn together with their interactions are calculated from first principles, and temporal evolution at temperatures ranging from 200 to 350°C is studied using Lattice Kinetic Monte Carlo simulations. We show that at the typical growth and annealing temperatures (i) gallium vacancies provide the diffusion mechanism for substitutional Mn and (ii) in 10–20 h the vacancy mediated diffusion of Mn promotes the formation of substitutional clusters. Clustering reduces the Curie temperature (T_C), and therefore the Mn clustering combined with the fast interstitial Mn diffusion explains the experimentally observed twofold annealing behavior of T_C .

PACS numbers: 75.50.Pp

Understanding of microstructure evolution during growth and post-growth annealing is one of the key issues in materials science. The microstructure and its inhomogeneities largely determine the material properties, including the basic phase transition points for materials ranging from high temperature superconductors to diluted magnetic semiconductors [1, 2]. In the ongoing quest for room temperature semiconductor spintronics materials (Ga,Mn)As has been one of the main candidates since the observation of the relatively high Curie temperature T_C of 110 K [1]. Typically the (Ga,Mn)As thin films, where Mn substitutionally replaces Ga atoms, are grown by means of low-temperature molecular beam epitaxy, which also leads to the formation of As antisites (As_{Ga}) [3] and interstitial Mn (Mn_i) [4, 5]. The substitutional Mn (Mn_{Ga}) act as acceptors, providing spin-polarized holes that mediate the ferromagnetic coupling, while the As_{Ga} and Mn_i as donors hamper the ferromagnetism by compensating holes. Post-growth annealing of a few hours is an efficient method to remove the interstitial Mn_i and thus increase T_C [6, 7, 8, 9]. However, extended annealing at temperatures around 250°C for ten hours or longer reduces T_C again [6, 7, 8], and annealing at higher temperatures leads to a more swift lowering of T_C [8]. This twofold behavior clearly indicates that besides the Mn_i out-diffusion another yet unknown microstructure evolution process takes place. At present, the nature of this process and the mechanism underlying this evolution is not understood.

In this Letter we show that the mechanism behind the long-term microstructure evolution is gallium vacancy (V_{Ga}) mediated Mn_{Ga} diffusion on the Ga sublattice. We also show that this diffusion leads to Mn clustering, which reduces T_C [10, 11]. Although the formation of Mn_{Ga} clusters has been shown to be energetically

favorable [11, 13, 14, 15], it requires an abundance of mobile gallium vacancies. The recent discovery of rather high gallium vacancy (V_{Ga}) concentrations in (Ga,Mn)As up to 10^{18} cm^{-3} [16] gives us good reason to consider this mechanism plausible, but the mobilities of V_{Ga} and Mn_{Ga} in (Ga,Mn)As are unknown. We calculate their migration and binding energies from first principles and use them as input data in lattice kinetic Monte Carlo simulations of microstructure evolution.

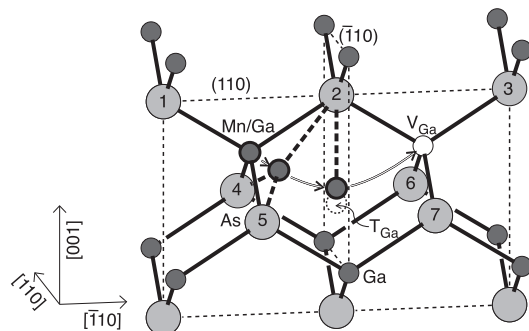


FIG. 1: Mn/Ga migration path. The intermediate stages, where the Mn/Ga atom is in a planar configuration with surrounding As atoms 2, 4, and 5, and where the Mn/Ga atom passes through the $(\bar{1}10)$ plane close to the T_{Ga} interstitial site are also given, and bonds in these configurations are denoted with the thick dashed lines.

The vacancy mediated substitutional Mn migration over the Ga-sublattice consists of the following three steps: (1) the Mn_{Ga} atom and a vacancy form a pair; (2) the Mn_{Ga} and the vacancy switch places; and (3) the pair dissociates. This mechanism is henceforth called the pair formation–dissociation mechanism. The consideration of Mn diffusion via V_{Ga} requires the knowledge of at least the following three energy quantities: the migration energy for V_{Ga} , the migration barrier for the $\text{Mn}_{\text{Ga}} \rightarrow V_{\text{Ga}}$ transition, and the $\text{Mn}_{\text{Ga}}-V_{\text{Ga}}$ interaction potential (i.e. binding energy). These energies are calculated using first

*Electronic address: hra@fyslab.hut.fi

principles methods.

Total energy density-functional calculations of (Ga,Mn)As are performed using the supercell approach and the all-electron projector augmented-wave method together with the generalized gradient approximation (GGA-PW91) for exchange-correlation implemented in the VASP code [19]. The binding energies are calculated as the difference in total energy of the pairs located at nearest-neighbor and fifth-nearest-neighbor separations on the Ga fcc sublattice in 64 atom supercells that are fully relaxed, as described in Ref. [15]. In the 107 atom supercell we use a $4 \times 4 \times 3$ \vec{k} -point sampling mesh giving a similar \vec{k} -point density as that used in Ref. [15].

As the result we find a binding energy of $E_b = 0.1$ eV for the Mn_{Ga} dimer. We find further that the binding of a Mn_{Ga} atom to a Mn_{Ga} cluster can to good accuracy be estimated as $n \cdot E_b$, where n is the number of nearest neighbor Mn_{Ga} bonds formed. Consequently, the lowest energy microstructure can be expected to be composed of Mn clusters, i.e. a collection of Mn atoms occupying nearest neighbor Ga sites, instead of separated single Mn_{Ga} , or even of second phase precipitates for very high Mn concentrations. However, to approach the lowest energy microstructure within reasonable time requires an efficient diffusion mechanism for the substitutional Mn_{Ga} atoms. Therefore we consider the plausible V_{Ga} mechanism. However, in contrast to the $\text{Mn}_{\text{Ga}}\text{-Mn}_{\text{Ga}}$ binding, we find that bringing a Mn_{Ga} and V_{Ga} to neighboring sites is energetically unfavorable and costs 0.2 eV, i.e. $E_b = -0.2$ eV. The negative binding energy means that the pair dissociation barrier will be 0.2 eV lower than the pair formation barrier. Nonetheless, such pairs may be formed kinetically if the formation barrier is reasonably low. Thus the efficiency of the vacancy mediated diffusion is determined by the relation of the activation barriers for direct $\text{Mn}_{\text{Ga}} \rightleftharpoons \text{V}_{\text{Ga}}$ exchange and $\text{Mn}_{\text{Ga}}\text{-V}_{\text{Ga}}$ pair formation-dissociation processes.

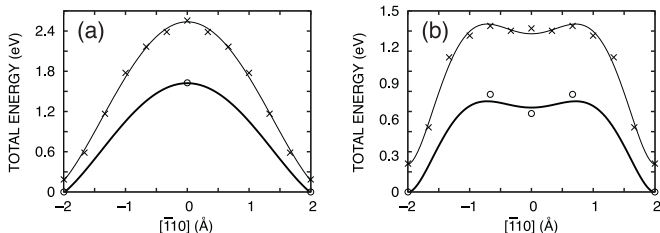


FIG. 2: Migration energy barriers for Ga (a) and Mn (b) diffusion vs. the lowest energy path (see Fig. 1) projection on the $[\bar{1}10]$ axis. The crosses correspond to lowest energy points from the calculation with no relaxation, while the circles indicate the saddle point energies from the calculation with constrained relaxation. The lines are only to guide the eye.

The migration barriers are calculated using the drag method in a supercell of 107 atoms and one vacancy. We consider migration of Mn/Ga in a Mn rich environment, i.e. migration in metallic (Ga,Mn)As. Thus, our

supercells contain a Ga-V_{Ga} or a $\text{Mn}_{\text{Ga}}\text{-V}_{\text{Ga}}$ pair and one inactive substitutional Mn_{Ga} at the largest distance from this pair. The $\text{Ga} \rightarrow \text{V}_{\text{Ga}}$ and $\text{Mn}_{\text{Ga}} \rightarrow \text{V}_{\text{Ga}}$ jumps take place along a path in the (110) plane (Fig. 1). First the migrating atom (Ga or Mn_{Ga}) is dragged towards the V_{Ga} , and the lowest energy path is determined by calculating several points on a grid around the assumed path (Fig. 1) without relaxations. We assume that the jump process is symmetric, so we only need to calculate half of the path. The obtained migration path passes close to the T_{Ga} interstitial site, as shown in Fig. 1. During this process the migrating atom first breaks the bond to As atom 1, followed by the breaking of bonds to atoms 4 and 5, thus only maintaining the bond to atom 2 throughout the process (see Fig. 1). The total energy values along this unrelaxed lowest energy path are given in Fig. 2 (crosses), and the maxima of these curves give migration barriers Q_b of 2.4 and 1.1 eV for the $\text{Ga} \rightarrow \text{V}_{\text{Ga}}$ and $\text{Mn}_{\text{Ga}} \rightarrow \text{V}_{\text{Ga}}$ jumps, respectively. The migration barriers for Mn/Ga migration in Fig. 2 are qualitatively different, but similar barrier shapes with one and two saddle points have been observed for Ga [18] and substitutional Si [17] migration in GaAs, respectively. Assuming that Q_b is not affected by the presence of the Mn_{Ga} atom, the activation barrier for pair dissociation may be estimated as $Q_b + E_b$, yielding the dissociation barrier of 2.2 eV.

We also considered another scenario within the formation-dissociation diffusion mechanism, where the Mn-V_{Ga} pair diffuses as an entity. The Mn_{Ga} could kinetically trap vacancies enabling the pair to move for some sufficiently long distance before dissociating, if the migration barrier for the vacancy to jump past the Mn_{Ga} to another neighboring site were significantly lower than the $\text{Mn}_{\text{Ga}}\text{-V}_{\text{Ga}}$ pair dissociation barrier. However, for this jump we find a non-relaxed activation barrier of $Q_b = 2.3$ eV, that is virtually the same value as for the pair $\text{Mn}_{\text{Ga}}\text{-V}_{\text{Ga}}$ dissociation. Thus such correlated diffusion will not occur and requires no special consideration.

We improve the estimated migration barriers by allowing constrained relaxations as follows. The migrating Ga/Mn atom is allowed to relax along the $[001]$ axis, the As atoms 1-3 in Fig. 1 are allowed to relax in the (110) plane, and the As atoms 4-7 are allowed to relax in the $(\bar{1}10)$ plane. This calculation is carried out for the initial and saddle point configurations of the non-relaxed calculations. For Mn we also calculate the local minimum point at the center of the migration path. The resulting energies are given in Fig. 2 (circles), and we obtain the improved barrier maxima of 1.6 eV and 0.8 eV for the Ga and Mn migration, respectively. Although the Mn rich metallic environment studied in this work differs from pure GaAs, the migration barrier for the vacancy mediated Ga self-diffusion of 1.6 eV is well in agreement with the first principles calculation for a neutral vacancy [18], and also with the experimental values around 1.5-1.9 eV [20, 21, 22] in pure GaAs (Table I). We wish to remark that even the improved migration barriers given above may be overestimated because only

TABLE I: Calculated migration barriers Q_b for Ga self-diffusion and Mn diffusion via the Ga vacancy mechanism. The Q_b^{nr} and Q_b^{cr} are the values from calculations with no relaxation and constrained relaxation, respectively. “PWPP” denotes the plane wave pseudopotential method, and “Expt” experiment.

Process	Q_b^{nr} (eV)	Q_b^{cr} (eV)	PWPP (eV)	Expt (eV)
Ga \rightarrow V_{Ga}	2.4, 2.3 ^a	1.6	1.7 ^b	1.5-1.9 ^c
Mn _{Ga} \rightarrow V_{Ga}	1.1	0.8		

^a Ga self-diffusion around a Mn_{Ga}, ^b [18], ^c [20, 21, 22].

nearest neighbor atoms are allowed to relax. Nevertheless, considering the calculated barriers, the probability of the Mn_{Ga}- V_{Ga} exchange vs. the V_{Ga} migration jump differs at relevant temperatures by a factor of 10^7 . For the dissociation of a Mn_{Ga}- V_{Ga} we obtain an activation barrier of 1.4 eV by combining the V_{Ga} migration barrier with the Mn_{Ga}- V_{Ga} negative binding energy. The Boltzmann factor for this dissociation barrier is 100 times larger than that for the V_{Ga} migration barrier, but still 10^5 times smaller than the Mn_{Ga}- V_{Ga} exchange probability. This shows that the bottleneck for Mn_{Ga} diffusion via the pair formation-dissociation mechanism is the mobility of V_{Ga} . However, at large Mn_{Ga} concentrations, Mn_{Ga}- V_{Ga} pairs are formed more frequently, and due to the low pair dissociation and exchange barriers the V_{Ga} diffusivity is expected to increase.

The calculated binding energies [23] and the migration energies Q_b^{cr} (Table I) are used to study structural evolution with lattice kinetic Monte Carlo simulations using the Casino-LKMC code [24]. (Ga,Mn)As is studied in a supercell of more than 100 000 Ga atoms, where randomly picked Ga sites are either replaced with Mn representing a Mn concentration [Mn] of 5 % or 0.5 % ($\sim 10^{21}$ or 10^{20} cm⁻³), or left empty representing a Ga vacancy concentration of 10^{18} cm⁻³, mimicking the experimental samples of Ref. [16]. Here [Mn] is defined as the proportion of the number of Mn atoms to the number of Ga sites.

We study the clustering due to Mn redistribution by evaluating the number of Mn atoms in clusters as a function of annealing time and temperature, given in Figs 3 (a) and (b). At [Mn] of 5% and 200°C [Fig. 3 (b)] we find practically no clustering, which is fully consistent with the experimental finding that T_C of samples with [Mn] = 6% remains practically unchanged during long-time annealing ($t \geq 10$ h) at temperatures lower than 190°C [8]. The Mn-Mn attraction combined with efficient Mn diffusion leads to increasing clustering with increasing temperatures from 250°C on [Figs 3 (a) and (b)]. The clustering rate exhibits a typical Arrhenius dependence, i.e. the logarithm of the clustering rate depends linearly on the inverse temperature. We find further that an increase in Mn concentration (at fixed temperature) increases the clustering rate as well. This increase is due to the fact that fewer migration jumps are required for

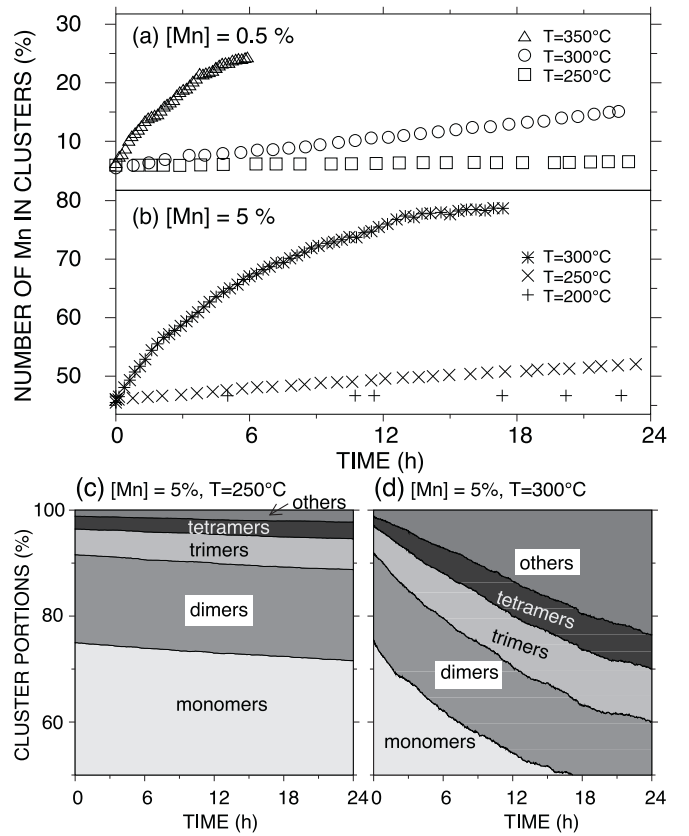


FIG. 3: Percentage of Mn atoms included in clusters as a function of annealing time for the Mn concentrations of 0.5 % (a) and 5 % (b), and cluster portions for the Mn concentration of 5 % as a function of time at temperatures of 250°C (c) and 300°C (d).

Mn to reach another Mn atom. At the same time significant clustering starts to occur at lower and lower temperatures. This behavior is seen explicitly in Figs 3 (a) and (b), where the clustering rate for [Mn] = 5% at 250 (300)°C is approximately the same as for [Mn] = 0.5% at 300 (350)°C. The clustering rate changes rapidly along the temperature, as seen for [Mn] = 5% in Figs 3 (c) and (d), where the temperature is increased from 250 to 300°C. We get a similar increase in clustering rate by increasing the Mn concentration from 5% to 8% e.g. at 250°C. The largest cluster size after annealing at 250°C for 24 h at [Mn] = 5 and 8% is 14 and 26 Mn atoms, respectively. The increasing number of large clusters may further indicate the formation of a secondary MnAs phase, as observed in growth of (Ga,Mn)As samples with Mn concentrations beyond 7 % [1].

The Curie temperature T_C depends mainly on the concentration of Mn clusters [cl] [defined as the proportion of the number of clusters (including monomers) to the number of Ga sites] [11, 15], i.e. T_C remains approximately unchanged at fixed [cl] even when [Mn] is varied. Further, in the mean field approximation the concentration dependence of T_C is linear, i.e. $T_C \propto [\text{cl}]$. At the

Mn concentration of $[Mn] = 5\%$ we find that $[cl]$ evolves as follows: initially $[cl]$ is 3.6%, and after annealing at 250°C or 300°C for 24 h $[cl]$ drops to 3.3% or 1.5%, respectively. In Ref. [11] we show that $[cl]$ values of 6.3 and 3.1 % correspond to T_C values of 660 and 220 K, respectively, and using the mean field approximation for T_C , the drop in $[cl]$ from 3.6 to 3.3% at 250°C corresponds to a drop in T_C of 40 K. Experimentally, annealing of samples with $[Mn] = 6-8\%$ at temperatures from 215 to 250°C for 24 h reduces T_C by 10–50 K [6, 8], to which our result is in close agreement. Furthermore, Stanciu *et al.* find that annealing at 275°C induces a rapid drop in T_C of 20 K in 4 h [8], which is bracketed by our estimated drops in the same time at 250°C and 300°C.

To conclude, we have studied the redistribution of substitutional Mn_{Ga} in $(Ga,Mn)As$. The binding energies and migration barriers are calculated from first principles. We show that substitutional Mn atoms use Ga vacancies as a vessel for diffusion. Lattice kinetic Monte Carlo simulations yield that at annealing temperatures above 250°C the substitutional Mn redistribute into clus-

ter configurations, and that the clustering rate increases along temperature and/or Mn concentration $[Mn]$. This clustering on the other hand lowers the Curie temperature T_C , thus explaining quantitatively the drop in T_C observed in long-time annealing experiments. The increased clustering seems to impose a fundamental limit on T_C . Further, at large $[Mn]$ beyond 8% clustering takes place already during sample growth, and formation of large Mn clusters indicates precipitation.

Acknowledgments. This work has been supported by the Academy of Finland through the Center of Excellence Program (2000-2005). H. R. is grateful for the funding from the Finnish Cultural Foundation. We are grateful for the inspiring discussions with Prof. K. Saarinen before his too early passing away. The authors thank Dr. F. Tuomisto, Dr. P. Pusa, Acad. Prof. R. M. Nieminen, Dr. A. Ayuela, and Mr. T. Hynninen for many valuable discussions. The generous computing resources of the Center for Scientific Computing (CSC) are acknowledged.

-
- [1] H. Ohno, *Science* **281**, 951 (1998).
- [2] G. Alvarez and E. Dagotto, *J. Magn. Magn. Mater.* **272-276**, 15 (2004).
- [3] P. A. Korzhavyi, I. A. Abrikosov, E. A. Smirnova, L. Bergqvist, P. Mohn, R. Mathieu, P. Svedlindh, J. Sadowski, E. I. Isaev, Yu. Kh. Vekilov, and O. Eriksson, *Phys. Rev. Lett.* **88**, 187202 (2002).
- [4] S. C. Erwin and A. G. Petukhov, *Phys. Rev. Lett.* **89**, 227201 (2002).
- [5] K. M. Yu, W. Walukiewicz, T. Wojtowicz, I. Kuryliszyn, X. Liu, Y. Sasaki, and J. K. Furdyna, *Phys. Rev. B* **65**, 201303(R) (2002).
- [6] S. J. Potashnik, K. C. Ku, S. H. Chun, J. J. Berry, N. Samarth, and P. Schiffer, *Appl. Phys. Lett.* **79**, 1495 (2001).
- [7] M. Adell, J. Kanski, L. Ilver, J. Sadowski, V. Stanciu, and P. Svedlindh, *Phys. Rev. Lett.* **94**, 139701 (2005)
- [8] V. Stanciu, O. Wilhelmsson, U. Bexell, M. Adell, J. Sadowski, J. Kanski, P. Warnicke, and P. Svedlindh, *Phys. Rev. B* **72**, 125324 (2005).
- [9] K. W. Edmonds, P. Bogusławski, K. Y. Wang, R. P. Champion, S. N. Novikov, N. R. S. Farley, B. L. Gallagher, C. T. Foxon, M. Sawicki, T. Dietl, M. B. Nardelli, and J. Bernholc, *Phys. Rev. Lett.* **92**, 037201 (2004).
- [10] L. M. Sandratskii and P. Bruno, *J. Phys.: Condens. Matter* **16**, L523 (2004).
- [11] H. Raebiger, A. Ayuela, and J. von Boehm, *Phys. Rev. B* **72**, 014465 (2005).
- [12] J. L. Xu, M. van Schilfgaarde, and G. D. Samolyuk, *Phys. Rev. Lett.* **94**, 097201 (2005).
- [13] M. van Schilfgaarde and O. N. Mryasov, *Phys. Rev. B* **63**, 233205 (2001).
- [14] H. Raebiger, A. Ayuela, J. von Boehm, and R. M. Nieminen, *J. Magn. Magn. Mater.* **290-291**, 1398 (2005).
- [15] H. Raebiger, A. Ayuela, and R. M. Nieminen, *J. Phys.: Condens. Matter* **16**, L457 (2004).
- [16] F. Tuomisto, K. Pennanen, K. Saarinen, and J. Sadowski, *Phys. Rev. Lett.* **93**, 055505 (2004).
- [17] J. Dąbrowski and J. E. Northrup, *Phys. Rev. B* **49**, 14286 (1994).
- [18] M. Bockstedte and M. Scheffler, *Z. Phys. Chem.* **200**, 195 (1997).
- [19] G. Kresse and J. Furthmüller, *Phys. Rev. B* **54**, 11169 (1996); G. Kresse and J. Furthmüller, *VASP the Guide* (Vienna University of Technology, Vienna, 1999) [<http://tph.tuwien.ac.at/~vasp/guide/vasp.html>]
- [20] J-L. Rouviere, Y. Kim, J. Cunningham, J. A. Rentschler, A. Bourret, and A. Ourmazd, *Phys. Rev. Lett.* **68**, 2798 (1992).
- [21] L. Wang, L. Hsu, E. E. Haller, J. W. Erickson, A. Fischer, K. Eberl, and M. Cardona, *Phys. Rev. Lett.* **76**, 2342 (1996).
- [22] H. Bracht, M. Norseng, E. E. Haller, K. Eberl, and M. Cardona, *Solid State Commun.* **112**, 301 (1999).
- [23] The cluster binding energies are slightly overestimated in the approximation based solely on pair interactions as can be seen by comparing with the results of Ref. [14]. Therefore using the pairwise interaction approximation may exaggerate the amount of large clusters.
- [24] M. G. Ganchenkova, V. A. Borodin, and R. M. Nieminen, *Nucl. Inst. Meth. Phys. Res. B* **228**, 218 (2005).