

Strong universality and algebraic scaling in two-dimensional Ising spin glasses

T. Jörg,¹ J. Lukic,¹ E. Marinari,² and O. C. Martin³

¹*Dipartimento di Fisica, Università di Roma “La Sapienza”,
SMC and INFN, P.le. Aldo Moro 2, 00185 Roma, Italy.*

²*Dipartimento di Fisica, INFN, Università di Roma La Sapienza, P.le Aldo Moro 2, 00185 Roma, Italy.*

³*Laboratoire de Physique Théorique et Modèles Statistiques,
bâtiment 100, Université Paris-Sud, F-91405 Orsay, France.*

(Dated: October 30, 2019)

At zero temperature, two-dimensional Ising spin glasses are known to fall into several universality classes. Here we consider the scaling at low but non-zero temperature and provide numerical evidence that $\eta \approx 0$ and $\nu \approx 3.5$ in all cases, suggesting a unique universality class. This algebraic (as opposed to exponential) scaling holds in particular for the $\pm J$ model, with or without dilutions and for the plaquette diluted model. Such a picture, associated with an exceptional behavior at $T = 0$, is consistent with a real space renormalization group approach. We also explain how the scaling of the specific heat is compatible with the hyperscaling prediction.

PACS numbers: 75.10.Nr, 64.60.Fr, 75.40.Mg, 75.50.Lk

Introduction — Critical phenomena in disordered systems remain a challenge especially when the disorder effects are strong. In fact, many properties that are well established in pure systems (such as upper critical dimension, universality, etc.) are still open to debate when strong disorder is present. This is the case in particular for spin glasses (SG), i.e., magnetic systems incorporating both disorder and frustration [1].

In this work we focus on two-dimensional SG because (i) they are computationally tractable and (ii) their zero temperature ($T = 0$) universality classes [2] are well established. For our purposes there are two such $T = 0$ classes, associated with whether or not all excitation energies are multiple of a given quantum. The corresponding spin glass stiffness exponent θ is zero in the first class (as in the $\pm J$ model) and is close to -0.28 in the second class (as when the couplings are Gaussian random variables). Following standard scaling arguments [3, 4] to infer the finite temperature behavior, the thermal exponent should be given by $\nu = -1/\theta$; when $\theta = 0$, formally $\nu = \infty$ so that the correlation length ξ should diverge faster than any power of inverse temperature $\beta = 1/T$ (e.g., exponential scaling). One’s expectation is then that the two universality classes defined at $T = 0$ could have direct counterparts at $T > 0$.

Recent numerical work [5, 6] has confirmed the relation $\nu = -1/\theta$ in the case of Gaussian couplings; similarly, all of the latest works [7, 8, 9, 10] on the $\pm J$ model (for which $\theta = 0$) have concluded that $\nu = \infty$. We reconsider here this issue in greater depth, comparing models with different distributions of spin-spin couplings, using advanced Monte Carlo and partition function solvers, and applying sophisticated extrapolations to the infinite volume limit. In striking contrast with previous claims, we conclude that $\xi(T)$ diverges with the same exponent $\nu \approx 3.5$ for all considered models! Furthermore, we find that the exponent η also seems to be the same regard-

less of the details of the couplings. We are thus in a situation where the $T > 0$ properties fall into *just one universality class*, whereas two classes arise when considering the $T = 0$ properties (where the quantized nature of energies can be relevant). A simple interpretation of this unusual phenomenon is that at $T = 0$ one has an “additional” fixed point (realized only when energies are quantized) but that this fixed point is irrelevant for the critical properties defined just above T_c . We have also investigated the specific heat singularities of our models. Here we find a behavior that is asymptotically compatible with $T_c = 0$ hyperscaling.

Models, computational methods and analysis — We consider the 2D Edwards-Anderson model defined by the Hamiltonian [11]

$$\mathcal{H} = - \sum_{\langle xy \rangle} J_{xy} \sigma_x \sigma_y, \quad (1)$$

where the sum is over all the nearest neighbor pairs of a 2D square lattice of length L with periodic boundary conditions. The $\sigma_x = \pm 1$ are Ising spins. We take the couplings J_{xy} to be independent random variables, chosen from several distributions in order to check their effect on the critical behavior. In particular, we shall consider: (1) the $\pm J$ model where $J_{xy} = \pm 1$ with equal probability; (2) the diluted $\pm J$ model obtained from the undiluted case by setting a fraction $(1 - p)$ of the couplings to zero; (3) the “irrational model” where $J_{xy} = \pm 1$ or $\pm G$ with equal probability for these 4 values, G being the golden mean, $G = (1 + \sqrt{5})/2 \approx 1.618$; (4) A distribution with $\frac{1}{2}$ of the couplings equal to ± 1 and one half equal to $\pm \frac{1}{4}$: we call it “Gap 1/4”.

We tackled these systems using two complementary approaches. First, we applied cluster replica Monte Carlo along with parallel tempering and numerous algorithmic optimizations [8, 12, 13]; such an approach can provide high quality estimates of configurational averages even

for large lattices. Second, we used exact partition function computations [14] which give us the value of the free energy and specific heat for individual samples at arbitrary temperatures. In all cases, for each lattice size L , we used a large number of disorder realizations for each of the distributions mentioned previously; typically, we used thousands of such samples. In spite of the large lattice sizes we are able to handle, it is appropriate to use sophisticated techniques for analyzing the effects of finite L . Starting with a suitably defined finite-volume correlation length $\xi(T, L)$ (see later) and a long-range observable $\mathcal{O}(T, L)$ such as the spin glass susceptibility $\chi_{SG}(T, L)$, finite size scaling (FSS) theory predicts

$$\frac{\mathcal{O}(T, sL)}{\mathcal{O}(T, L)} = F_{\mathcal{O}}\left(\xi(T, L)/L; s\right) + O\left(\xi^{-\omega}, L^{-\omega}\right). \quad (2)$$

Here, $F_{\mathcal{O}}$ is the (observable-dependent) FSS function and $s > 1$ is a scale factor. Eq. (2) is an excellent starting point for numerical investigations of the FSS behavior, as it involves only finite-volume quantities taken from a pair of systems with sizes L and sL at a given temperature T . The knowledge of the scaling functions $F_{\mathcal{O}}$ and F_{ξ} then allows us to extract information on the critical behavior using an infinite volume extrapolation [15, 16]. That infinite volume extrapolation technique works with data strictly above T_c and hence is well suited to our case for which $T_c = 0$. In essence it uses F_{ξ} and $F_{\mathcal{O}}$ to obtain the thermodynamic limit of \mathcal{O} using an iterative procedure in which the pair ξ and \mathcal{O} is scaled up from $L \rightarrow sL \rightarrow s^2L \rightarrow \dots \rightarrow \infty$ as described in detail in [15]. Detailed knowledge of the critical behavior can then be obtained from appropriate fits to the extrapolated data. To show that this relatively sophisticated technique works well in our system, we display in Fig. 1 the FSS function F_{ξ} determined from these procedures, for several of our models. The excellent data collapse at small values of ξ/L ($\xi/L < 0.45$) (already noticed in [17, 18]) validates the FSS framework. Furthermore we see that these FSS functions are independent of the distribution of couplings J_{xy} ; that is precisely what should transpire if there is a single universality class in our system. Moreover the region of the excellent data collapse increases with the size of the system suggesting strongly a single limiting FSS function.

The spin-glass susceptibility and the exponent η —

In our Monte Carlo simulations we follow two replicas from which we can measure the local spin overlaps $q_{xy} = \sigma_{xy}^{(1)} \sigma_{xy}^{(2)}$ (the superscript is the replica index). Of interest is the two site correlation function of these overlaps; we define in fact the wave-vector-dependent spin-glass susceptibility via

$$\chi_{SG}(\vec{k}) = \frac{1}{L^2} \sum_{\vec{r}_1} \sum_{\vec{r}_2} e^{i\vec{k} \cdot (\vec{r}_2 - \vec{r}_1)} [\langle q_{\vec{r}_1} q_{\vec{r}_2} \rangle_T]_{\text{av}}. \quad (3)$$

The usual spin-glass susceptibility is then defined through $\chi_{SG}(T, L) = L^2 \langle q^2 \rangle = \chi_{SG}(\vec{k} = \vec{0})$. (We denote

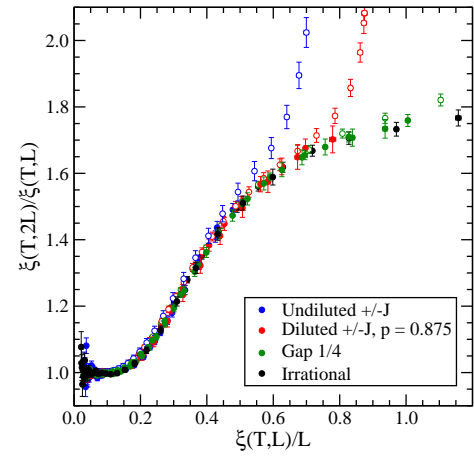


FIG. 1: The FSS function F_{ξ} .

the thermal average at temperature T by $\langle \dots \rangle_T$ and the average over the disorder realizations by $[\dots]_{\text{av}}$.)

The spin-glass susceptibility is a measure of the correlation volume of our system; using the standard form for a correlation function near a critical point,

$$G(r) = \frac{e^{-r/\xi}}{r^{d-2+\eta}} \quad (4)$$

we see that in $D = 2$ as $T \rightarrow 0$ χ_{SG} should behave as $\chi_{SG} \sim \xi^{2-\eta}$. To check this, we use our infinite volume extrapolations for both $\xi(T)$ and $\chi_{SG}(T)$, and display one versus the other in Fig. 2. It is striking that the data for our models fall on the same curve, indicating in particular that they all have the same exponent η , a highly surprising fact if there were two universality classes. Fits of this curve lead to values of η that are very small, between 0 and 0.1, strongly suggestive of $\eta = 0$; note that one expects the models with continuous couplings to have $\eta = 0$ exactly.

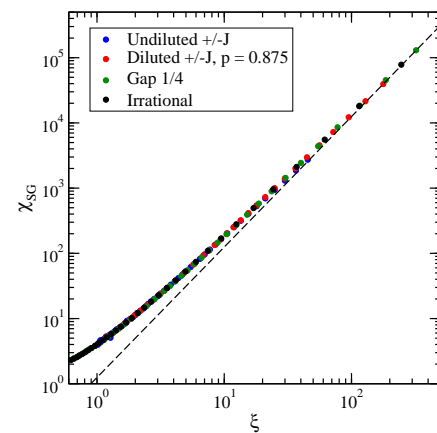


FIG. 2: Parameter-free plot of $\chi_{SG}(T, \infty)$ versus $\xi(T, \infty)$ for different coupling distributions. The line is for $\eta = 0$.

The correlation length and the exponent ν — The second moment of the overlap correlation function can be identified with the square of the correlation length. In practice, we define this length via

$$\xi(T, L) = \frac{1}{2 \sin(k_{min}/2)} \left[\frac{\chi_{SG}(0)}{\chi_{SG}(k_{min})} - 1 \right]^{\frac{1}{2}}, \quad (5)$$

where χ_{SG} is defined in Eq. (3). Note that $k_{min} = 2\pi/L$ is the modulus of the smallest non-zero wave-vector allowed by periodic boundary conditions. We use our analysis methods to extract the thermodynamic (large L) limit of $\xi(T, L)$. Having done so for our different models, we find that their temperature dependence is not so different. This is illustrated in Fig. 3 on a log-log scale; we also see that the different models lead to rather parallel asymptotes, suggesting that the exponent ν is the same for all of them. Analogous plots on a semi-log scale do not give evidence for an exponential scaling of ξ , even for the $\pm J$ model. Finally, performing power fits, we find values of ν close to 3.5. Again, this goes in the direction of a single universality class.

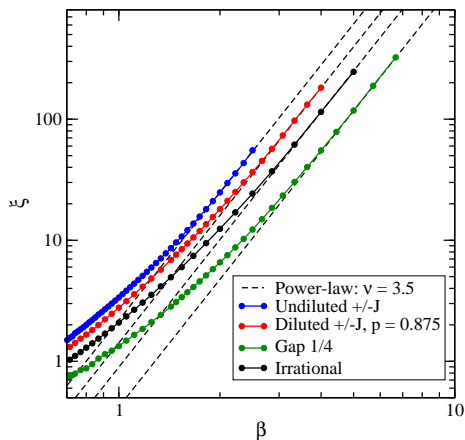


FIG. 3: $\xi(\beta, \infty)$ as a function of β .

The specific heat and the exponent α — We measured the specific heat density c_v both via Monte Carlo and via the exact partition function techniques. In contrast to what was observed for χ and ξ , the $\pm J$ model and its diluted versions differ strikingly from the continuous models when one considers the very low T behavior of c_v . In the first class of models, c_v decreases fast as one approaches $T = 0$, while in the second class, c_v looks linear in T . According to hyperscaling, when $T_c = 0$, one has the relation[19]

$$c_v(T) \sim T^{-\alpha} \quad \text{with} \quad \alpha = -2\nu \quad (6)$$

We saw that $\nu \approx 3.5$, so we expect $\alpha \approx -7$. The deceptive linear behavior in the continuous model can be easily understood. In the ground state of a continuous model, the local field on a spin is a continuous variable with a finite density at 0. Thus at any low temperature, a fraction

proportional to T of the system's spins can be thermally activated, thereby leading to a linear dependence of c_v in T . The point is that the exponent α describes the non-analytic scaling of c_v , but one can also have regular parts, namely linear, quadratic etc. in T . Since $-\alpha$ is large, the non-analytic part is sub-dominant compared to the analytic contributions and thus numerically invisible. The conclusion is that the continuous models make it impossible in practice to estimate α . Fortunately, the situation is completely different for the $\pm J$ model and its variants. There the leading analytic contribution to c_v is of the form $T^{-2} \exp(-4J/T)$ because the local field on any spin is a multiple of $2J$. This is far smaller than the predicted non-analytic term (a power of T), so we are able to use these models to estimate α . In Fig. 4 we

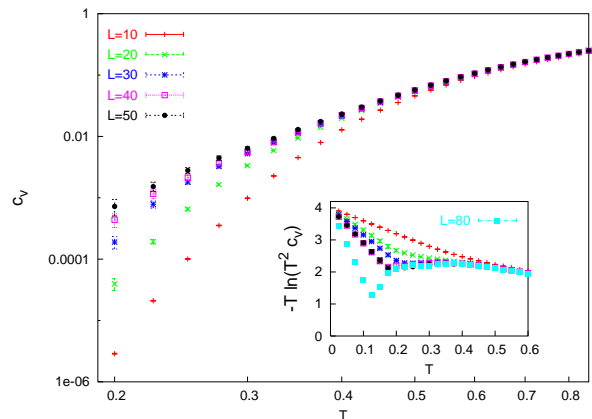


FIG. 4: Specific heat of the $\pm J$ model versus T in a log-log plot. Inset: plot of $-T \ln(T^2 c_v)$ versus T .

show the specific heat of the $\pm J$ model versus T in a log-log plot. In the inset we show the semi-logarithmic plot of c_v to test for exponential scaling. It is clear that the data are not compatible with an exponential scaling (the $L = 80$ data are crucial to reach this conclusion), while an asymptotic power law behavior is consistent with the data and with the hyperscaling of Eq. (6). 2D disordered systems with different choices of a (frustrated) disorder behave in the same way[20], making our claim about a strong universality even stronger.

A renormalization group justification — In the picture we are proposing the thermal properties ($T > 0$) of 2D SG fall into just one universality class, in contrast to the properties defined at exactly $T = 0$. Furthermore, the relation $\nu = -1/\theta$ holds if we take θ from the $T = 0$ class of “continuous models” (where θ is non-zero). We are thus faced with a situation where continuous models behave as expected, but the $\pm J$ models have (i) a separate (exceptional) behavior at $T = 0$; (ii) fall into the continuous class when $T > 0$. To justify theoretically this scenario, we appeal to a real space renormalization group framework. Consider the Migdal-Kadanoff construction for spin glasses [21]. These hierarchical lattices can be

generated by recursively applying an “inflation” operation whereby each edge is expanded into a cell having b parallel branches of length s . Renormalization on these lattices can be done exactly. For the purpose of this discussion, consider the case where $b = s = 3$. When the distribution of couplings is continuous, one has $\theta \approx -0.278$, while when using the $\pm J$ distribution one has $\theta = 0$. Indeed there are *two* fixed point distributions of the couplings: a generic (continuous) one for which the energy scale goes to zero ($\theta < 0$) and another one which is very special, being a sum of delta functions on odd integers (and leading to $\theta = 0$).

Now what happens when we turn on the temperature in this real space renormalization framework? At very low T one is very close to the critical manifold so the renormalization will first flow toward one of the zero temperature fixed points; the corresponding fixed point determines the critical exponents of the system. In the case of the $\pm J$ model, the initial distribution starts by being nearly concentrated on odd integers. However, as we increase the lattice size, this initial distribution will be less and less of that form: indeed, the iterations renormalize the *free* energy, $F = E - TS$, and since S fluctuates, we lose the quantization property rapidly with size. The flow is thus toward the “continuous” distribution fixed point for which $\theta < 0$. In Fig. 5 we display the specific heat as a function of temperature for this $\pm J$ model; as expected, the behavior indicates a power scaling of c_v , totally compatible with the value of α obtained from the continuous distribution fixed point.

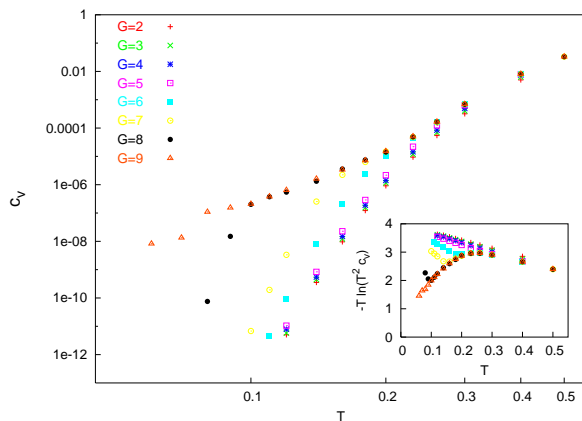


FIG. 5: Specific heat for the $\pm J$ model on Migdal-Kadanoff lattices versus T in a log-log display. Inset: same data but for a semi-log display, which should be straight in the case of exponential scaling.

Summary and conclusions — In this study of two dimensional SG, we examined the effect of the underlying distribution of couplings on the critical thermodynamics. We found several striking behaviors: (1) η is model insensitive and very close to zero in all models. (2) the divergence of ξ does not seem to depend on the model, and the corresponding exponent is given by $\nu = -1/\theta$

as long as one uses the θ of the continuous models. (3) The specific heat exponent α can be measured using the discrete models, whereas in the continuous models this singularity is sub-dominant and thus numerically inaccessible. Hyperscaling is consistent with the data.

From our observations we conclude that thermal properties of 2D SG fall into a single universality class. This is in contrast to what happens exactly at $T = 0$: there, an additional fixed point of the renormalization group arises, allowing different scaling in the continuous and in the $\pm J$ type models.

This work was supported by the EEC’s FP6 IST Programme under contract IST-001935, EVERGROW, and by the EEC’s HPP under contracts HPRN-CT-2002-00307 (DYGLAGEMEM) and HPRN-CT-2002-00319 (STIPCO). The LPTMS is an Unité de Recherche de l’Université Paris XI associée au CNRS.

-
- [1] M. Mézard, G. Parisi, and M. A. Virasoro, *Spin-Glass Theory and Beyond* (World Scientific, Singapore, 1987).
 - [2] C. Amoruso, E. Marinari, O. C. Martin, and A. Pagnani, Phys. Rev. Lett. **91**, 087201 (2003).
 - [3] D. S. Fisher and D. A. Huse, Phys. Rev. Lett. **56**, 1601 (1986).
 - [4] A. J. Bray and M. A. Moore, Phys. Rev. Lett. **58**, 57 (1987).
 - [5] H. Katzgraber, L. Lee, and A. Young, Phys. Rev. B **70**, 014417 (2004).
 - [6] A. Hartmann and J. Houdayer, Phys. Rev. B **70**, 014418 (2004).
 - [7] R. H. Swendsen and J.-S. Wang, Phys. Rev. Lett. **58**, 86 (1987).
 - [8] J. Houdayer, Eur. Phys. Jour. B **22**, 479 (2001).
 - [9] J. Lukic *et al.*, Phys. Rev. Lett. **92**, 117202 (2004).
 - [10] H. Katzgraber and L. Lee, Phys. Rev. B **71**, 134404 (2005).
 - [11] S. F. Edwards and P. W. Anderson, J. Phys. F: Met. Phys. **5**, 965 (1975).
 - [12] R. H. Swendsen and J.-S. Wang, Phys. Rev. Lett. **57**, 2607 (1986).
 - [13] K. Hukushima and K. Nemoto, J. Phys. Soc. Jpn. **65**, 1604 (1996), cond-mat/9512035.
 - [14] A. Galluccio, M. Loebel, and J. Vondrák, Phys. Rev. Lett. **84**, 5924 (2000).
 - [15] S. Caracciolo *et al.*, Phys. Rev. Lett. **74**, 2969 (1995).
 - [16] M. Palassini and S. Caracciolo, Phys. Rev. Lett. **82**, 5128 (1999).
 - [17] H.-F. Cheung and W. L. McMillan, J. Phys. C: Solid State Phys. **16**, 7027 (1983).
 - [18] H.-F. Cheung and W. L. McMillan, J. Phys. C: Solid State Phys. **16**, 7033 (1983).
 - [19] G. A. Baker and J. C. Bonner, Phys. Rev. B **12**, 3741 (1975).
 - [20] J. Lukic, E. Marinari, and O. C. Martin, Europhys. Lett. **73**, (2006).
 - [21] B. W. Southern and A. Young, J. Phys. C **10**, 2179 (1977).