

The J1-J2 model: First order phase transition versus deconfinement of spinons

J. Sirker*

Department of Physics and Astronomy, University of British Columbia, Vancouver, B.C., Canada V6T 1Z1

Zheng Weihong, O. P. Sushkov, and J. Oitmaa

School of Physics, The University of New South Wales, Sydney 2052, Australia

(Dated: February 20, 2019)

We revisit the phase transition from the Néel ordered to a valence bond solid (VBS) state in the two-dimensional $J_1 - J_2$ antiferromagnetic Heisenberg model. In the first part we address the question whether or not this transition could be an example of a second order phase transition due to a deconfinement of spinons. We give arguments based on series expansion and spin-wave theory that this is not the case and the transition is most likely first order. In the second part we analyze possible VBS patterns in the magnetically disordered phase based on numerical data for different susceptibilities, obtained in the ordered phase, which test the breaking of lattice symmetries. We conclude that a columnar dimerization pattern is the most likely candidate.

PACS numbers: 75.10.Jm, 71.10.Hf, 75.30.Kz

I. INTRODUCTION

It is well known that microscopically different systems can show similar behavior near a critical point, a phenomena termed universality. The universal behavior is caused by the fact that only a small number of degrees of freedom are relevant for most physical quantities at the critical point. It is indeed often sufficient to consider an effective theory in which all modes other than the order parameter have been eliminated. The concept of the order parameter and effective theories based on this quantity has been developed by Landau and Ginzburg.¹

Recently, it has been argued that there is a second order phase transition in the $S = 1/2$ square lattice antiferromagnet between the Néel state and a paramagnetic valence bond solid state which is not described by a Ginzburg-Landau (GL) type critical theory.^{2,3} Instead the proposed theory involves fractional degrees of freedom (spinons) interacting with an emergent gauge field. One of the best studied models where this scenario could possibly be realized is the spin-1/2 $J_1 - J_2$ Heisenberg antiferromagnet in two dimensions

$$H = J_1 \sum_{nn} \mathbf{S}_i \mathbf{S}_j + J_2 \sum_{nnn} \mathbf{S}_i \mathbf{S}_j. \quad (1)$$

Here $J_1 > 0$ is the nearest-neighbor interaction and $J_2 \geq 0$ a frustrating next-nearest neighbor exchange. There are two well understood limits: For $J_1 \neq 0, J_2 = 0$ the model is just the usual two-dimensional Heisenberg antiferromagnet which is known to possess Néel order although with an order parameter $M \approx 0.3$ which is reduced compared to its classical value $M = 1/2$. For $J_1 = 0, J_2 \neq 0$, on the other hand, the model consists of two non-interacting sub-lattices where each is Néel ordered leading to a so called collinear order. If both couplings are non-zero, both limiting ground states become frustrated. Therefore a parameter region might be expected where the magnetic order vanishes and a spin liquid or VBS ground state is formed. Numerical studies

including exact diagonalization⁴, variational Quantum-Monte-Carlo^{5,6} as well as series expansion^{7,8,9,10,11} indeed show consistently that for $0.4 \lesssim g \lesssim 0.6$, with $g = J_2/J_1$, no magnetic order exists.

To address the question of whether or not the ground state in the non-magnetic region breaks a lattice symmetry, the response to a field

$$F_1 = \delta \sum_{i,j} (-1)^i \mathbf{S}_{i,j} \mathbf{S}_{i+1,j} \quad (2)$$

has been calculated.^{5,10,11} Series expansion and exact diagonalization studies both show that the corresponding susceptibility becomes very large or even diverges when $g \approx 0.4$ is approached from the Néel phase, indicating that translational symmetry by one site is broken and a VBS state is formed. This has been confirmed by showing directly that the corresponding order parameter is indeed nonzero in this phase.⁹ The possibility that a homogeneous spin liquid phase exists in this parameter region, as proposed in Ref. 6, seems therefore to be highly unlikely.

A very important result of the series calculations in Refs. 9,10,11 is that the point g_{cv} , where magnetic order vanishes, and the point $g_{c\phi}$, where dimer order becomes established, are very close or even coincident. Assuming a second order transition between the two phases it is difficult to understand within GL theory why g_{cv} and $g_{c\phi}$ should be equal. Each phase has a different broken symmetry (spin rotational symmetry versus lattice symmetry) so that one would naively expect that each transition is described by its own effective theory containing only the staggered magnetization (order parameter in the Néel phase) or the dimer order parameter, respectively. In this case the transitions should be independent from each other. That this seems to be not the case tells us that the two order parameters must be related. A GL-type theory should therefore at least contain also terms describing the interaction between the two order parameters. Such an effective theory has been

proposed in Ref. 11. However, it has been found that within this theory g_{cv} and $g_{c\phi}$ will only be identical if the non-magnetic phase has massless excitations. This would correspond to a transition to a translationally invariant spin liquid phase which we almost certainly can rule out based on the numerical data obtained in Ref. 9.

The new effective theory for the second order phase transition between the Néel and a VBS state proposed in Refs. 2,3 follows an entirely different route. Here the order parameters in the two phases are represented in terms of fractional degrees of freedom (spinons) which become deconfined exactly at the critical point. As the spinons are the constituents of both order parameters this would offer a natural explanation for a direct second order phase transition between these at first sight very different phases.

Our paper is organized as follows: In section II we give arguments based on series expansion and spin-wave theory why the phase transition is most likely a weak first order instead of a second order transition. In section III we will discuss numerical data for three different susceptibilities probing the VBS order in the non-magnetic phase. We will discuss why these data provide additional evidence against the deconfinement scenario and will conclude that the VBS order is most likely of the columnar dimer type. The last section presents a summary and conclusions.

II. ORDER OF THE PHASE TRANSITION

Let us consider the ground-state energy $e(\delta)$ for the Hamiltonian (1) with the field in Eq. (2) included for $|\delta| \ll 1$ and $g \leq 0.4$. We have calculated $e(\delta)$ for different g by Ising series expansion. Using an Ising expansion means that we start with a state which breaks spin-rotational symmetry whereas the lattice symmetries are intact. Obviously, it is then impossible to restore spin-rotational symmetry and break lattice symmetries - as would be required when going from the Néel to the VBS state - in any finite order in the expansion. However, we can expect that an instability of the state we are starting with is signaled by a susceptibility, with respect to the corresponding symmetry breaking field, which is divergent.

In Fig. 1 we present our numerical data. For a fixed g we have fitted $e(\delta)$ by a polynomial of the form

$$e(\delta) - e(0) = \frac{a}{2}\delta^2 + \frac{b}{4}\delta^4 + \frac{c}{6}\delta^6. \quad (3)$$

The susceptibility is then given by

$$\chi_1 = -\frac{\partial^2 e}{\partial \delta^2} \Big|_{\delta=0} = -a. \quad (4)$$

As the series for the ground state energy shows better convergence than the series for the susceptibility itself (which was calculated in Ref. 10), we were able to obtain

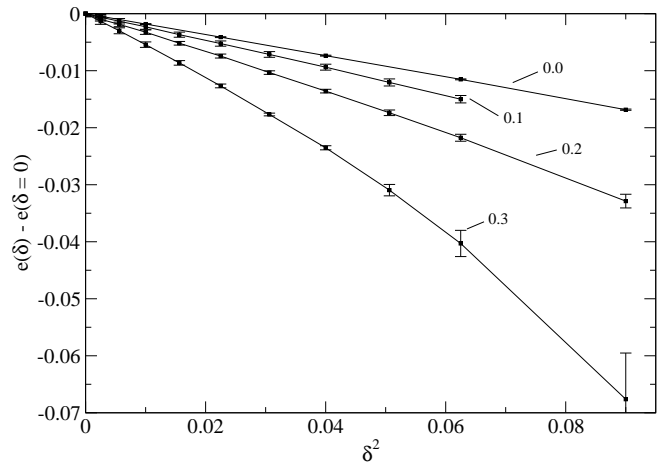


FIG. 1: Ising series data for the ground state energy $e(\delta)$ with the field F_1 included and $g = 0.0, 0.1, 0.2, 0.3$. The lines are a guide to the eye.

χ_1 with much smaller error bars than before as shown in Fig. 2. The new data are nevertheless consistent with the old data within the given error bars. A strong response

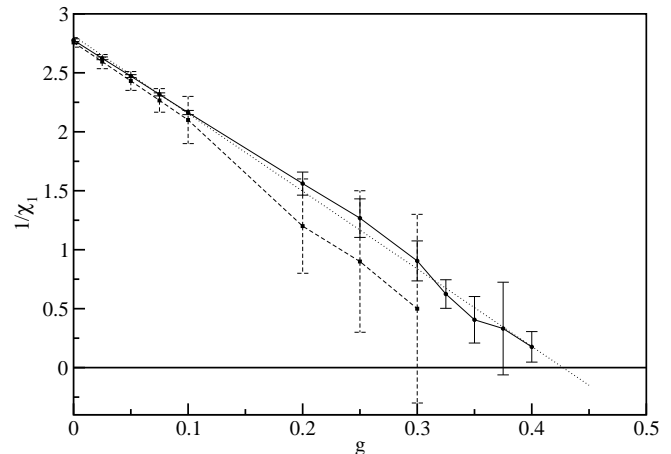


FIG. 2: The susceptibility χ_1 calculated as described in the text (solid line) compared to the old data from Ref. 10 (dashed line). The dotted line represents a linear fit of the new data $1/\chi_1 = 6.58 \cdot (0.43 - g)$.

to the field F_1 is visible indicating that translational symmetry is broken in the non-magnetic phase. If the phase transition with respect to the corresponding order parameter would be second order we expect $1/\chi_1 \propto (g_{c\phi} - g)^{\gamma_\phi}$ where $g_{c\phi}$ is the critical point and γ_ϕ the critical exponent. In mean-field theory $\gamma_\phi = 1$ and we can indeed obtain a nice linear fit of $1/\chi_1$ as shown in Fig. 2. Note, that γ_ϕ is not expected to change dramatically even if fluctuations are taken into account (an $O(1)$ -model, for example, would have $\gamma_\phi \approx 1.2$) so that changes to the value of $g_{c\phi}$ would be minor.

To study different possible scenarios for this phase transition we consider an effective field theory for the

magnetically ordered phase. In the effective field theory for a two-dimensional antiferromagnet in the ordered phase no topological term (Berry phase) is present.¹² One can therefore describe the system by the following $O(3)$ -model

$$H_v = \frac{1}{2} \{ (\partial_t \mathbf{v})^2 + c_v^2 (\nabla \mathbf{v})^2 + m_v^2 \mathbf{v}^2 \} + \frac{u_v}{4} (\mathbf{v}^2)^2. \quad (5)$$

Assuming a second order phase transition at a critical point g_{cv} we have $m_v^2 = a_v(g - g_{cv})^{\gamma_v}$ and $u_v > 0$. Here γ_v is the critical exponent for the staggered magnetic susceptibility with $\gamma_v = 1$ in mean-field theory. At $g < g_{cv}$ the vector field \mathbf{v} will then show a nonzero ground state expectation value $\langle \mathbf{v} \rangle = \sqrt{a_v(g_{cv} - g)/u_v}$.

Consider now the case that we are in the magnetically ordered phase and add the field F_1 as given in Eq. (2) with $|\delta| \ll 1$. The Néel order will then coexist with a small dimerization described by a scalar field

$$H_\phi = \frac{1}{2} \{ (\partial_t \phi)^2 + c_\phi^2 (\nabla \phi)^2 + m_\phi^2 \phi^2 \} + \frac{u_\phi}{4} \phi^4 + \frac{r_\phi}{6} \phi^6 - \delta \phi. \quad (6)$$

If a second order phase transition with respect to ϕ at a critical point $g_{c\phi}$ would occur, we would have $m_\phi^2 = a_\phi(g_{c\phi} - g)^{\gamma_\phi}$ and $u_\phi > 0$. We also want to include an interaction between the vector and the scalar field. The lowest order coupling term allowed by symmetry is

$$H_{\text{int}} = \frac{u_{v\phi}}{2} \mathbf{v}^2 \phi^2. \quad (7)$$

The effective field theory in the ordered phase for $\delta \neq 0$ is then given by $H = H_v + H_\phi + H_{\text{int}}$ and we will have a nonzero ground state expectation value

$$\langle \phi \rangle = \frac{\delta}{A} - \frac{u_\phi}{A^4} \delta^3 + \frac{3u_\phi^2 - Ar_\phi}{A^7} \delta^5 + \mathcal{O}(\delta^7) \quad (8)$$

with $A = m_\phi + u_{v\phi} \langle \mathbf{v} \rangle^2$. This leads to a ground state energy given by

$$e(\delta) - e(\delta = 0) = -\frac{1}{2A} \delta^2 + \frac{u_\phi}{4A^4} \delta^4 + \frac{Ar_\phi - 3u_\phi^2}{6A^7} \delta^6 + \mathcal{O}(\delta^8). \quad (9)$$

This regular expansion in powers of δ^2 will exist for any $g < g_{c\phi}$ but the radius of convergence will become smaller and smaller when the assumed critical point is approached. Finally, this expansion will break down and directly at the critical point $e(\delta)$ will show a scaling with a critical exponent which is in general non-integer. Nevertheless, in the parameter regime where this expansion is valid we expect the coefficient of the δ^4 -term to be *positive* because $u_\phi > 0$ for a second order phase transition.

We have fitted $e(\delta)$ shown in Fig. 1 by the polynomial given in Eq. (3) but studied so far only the coefficient of the quadratic term which gives the susceptibility (see Fig. 2). The coefficient of the quartic term obtained by a fit of these data is shown in Fig. 3. Surprisingly, this coefficient is negative. Before we discuss the consequences we will check if the coefficient follows the form predicted

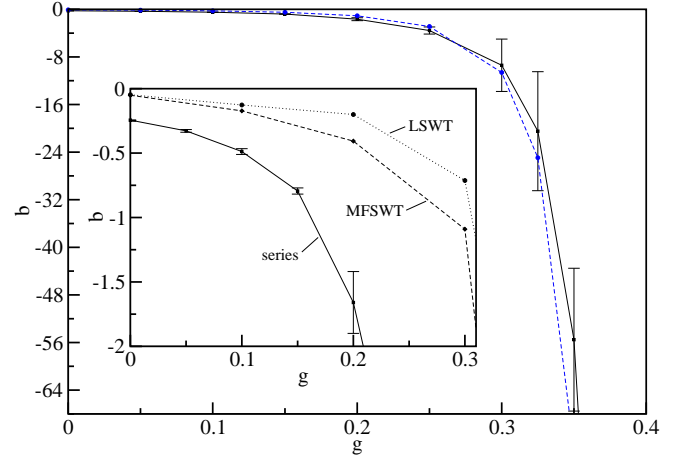


FIG. 3: The coefficient b of the quartic term in Eq. (3) obtained from a fit of the data in Fig. 1 (black squares). The dashed line represents a fit $b(g) = -5.68/[6.58(g - 0.43)]^4$. Inset: The coefficient b from LSWT and MFSWT in comparison to the series data. The lines are a guide to the eye.

in (9). The coefficient $A = 1/\chi_1$ so that we can use the linear fit shown in Fig. 2 for this parameter. With these values for A the data in Fig. 3 are in very good agreement with Eq. (9) where the single parameter fit (shown as dashed line) yields $u_\phi = -5.68$.

A check of our series data for b is provided by calculating this coefficient in spin-wave theory. We know that linear spin-wave theory (LSWT) yields accurate results for quantities like ground-state energy or sub-lattice magnetization for the two-dimensional Heisenberg antiferromagnet without frustration.^{13,14} Surprisingly, LSWT gives also a phase diagram for the $J_1 - J_2$ model¹⁵ which is very similar to the one found by numerical calculations. In particular, a non-magnetic ground state for $g \in [0.38, 0.51]$ is found. In a spin-wave theory where the quartic terms are treated self-consistently in one-loop approximation (MFSWT), however, the phase diagram changes dramatically and Néel order remains stable up to $g \sim 0.6$.¹⁶ This tells us that we cannot trust spin-wave theory in the strongly frustrated regime. If we consider g close to zero, on the other hand, we might expect that spin-wave theory results are reasonable.

In complete analogy to the series calculations we have calculated the ground-state energy $e(\delta)$ in LSWT and MFSWT for the $J_1 - J_2$ model with the term (3) included. The coefficient of the δ^4 -term obtained from these calculations is shown in the inset of Fig. 3 in comparison to the series data. Again we find that b is negative and decreases with increasing g . Quantitatively, b is larger, both in LSWT and MFSWT, as in series and decreases more slowly.

A negative u_ϕ in Eq. (6) means that the phase transition with respect to ϕ will be *first order* and the assumed critical point $g_{c\phi}$ will never be reached. For $\delta = 0$ the order parameter $\langle \phi \rangle$ will instead jump from zero to some finite value. To determine the transition point one also

needs to know r_ϕ which has to be positive for stability reasons. In principle, r_ϕ can be determined from the sixth order term in (9). In practice, the errors in the numerical data for $e(\delta)$ and in the parameters A, u_ϕ are too large to determine r_ϕ reliably. Due to the interaction term (7) a jump in $\langle\phi\rangle$ will induce a simultaneous jump in the Néel order parameter $\langle\mathbf{v}\rangle$. Depending on the strength of the interaction $u_{v\phi}$ two scenarios are possible: The Néel order parameter could jump to zero yielding a direct first order transition from the ordered phase to a disordered phase with broken translational invariance. A more exotic scenario, where $\langle\mathbf{v}\rangle$ jumps to a smaller but nonzero value and then decreases further before vanishing at a critical point, is also possible. This would imply that there is a region in the phase diagram where dimerization and Néel order coexist. Based on the currently available numerical data it is impossible to decide which scenario is actually realized. We also want to mention that our mean-field treatment of the order parameters and the use of the expansion (9) are a posteriori justified. The finding of a first order phase transition means that we never get to the assumed critical point $g_{c\phi}$ where the length scale for fluctuations would diverge and a mean-field treatment would therefore be very questionable. It also means that the expansion (9) exists and its radius of convergence will be finite everywhere in the ordered phase.

III. VBS ORDER IN THE NON-MAGNETIC PHASE

In this section we provide additional, independent arguments against the deconfinement scenario and in favor of a first order phase transition. We also address the question which kind of VBS order is actually realized.

In Refs. 2,3 dealing with a possible “deconfined critical point” separating a Néel ordered from a VBS phase in a two-dimensional antiferromagnet it has been implicitly assumed that the VBS order is either of columnar dimer type as shown in Fig. 4(a) or of plaquette type as shown in Fig. 4(b). The order parameter for columnar dimerization is given by $O_c = (-1)^i \mathbf{S}_{i,j} \mathbf{S}_{i+1,j}$ whereas the order parameter for the plaquette phase can be represented as $O_p = (-1)^i \mathbf{S}_{i,j} \mathbf{S}_{i+1,j} + (-1)^j \mathbf{S}_{i,j} \mathbf{S}_{i,j+1}$. As discussed in Ref. 3 they can also be interpreted as a single complex order parameter where only the phase is different for the two patterns. At a deconfined critical point, however, this phase will only appear as an irrelevant operator. Therefore *both* order parameters are expected to show power law correlations at such a point and susceptibilities testing the breaking of lattice symmetries with respect to columnar or plaquette order should diverge when the deconfined critical point is approached from the magnetically ordered phase.

First, consider the field

$$F_2 = \delta \sum_{i,j} (\mathbf{S}_{i,j} \mathbf{S}_{i+1,j} - \mathbf{S}_{i,j} \mathbf{S}_{i,j+1}) \quad (10)$$

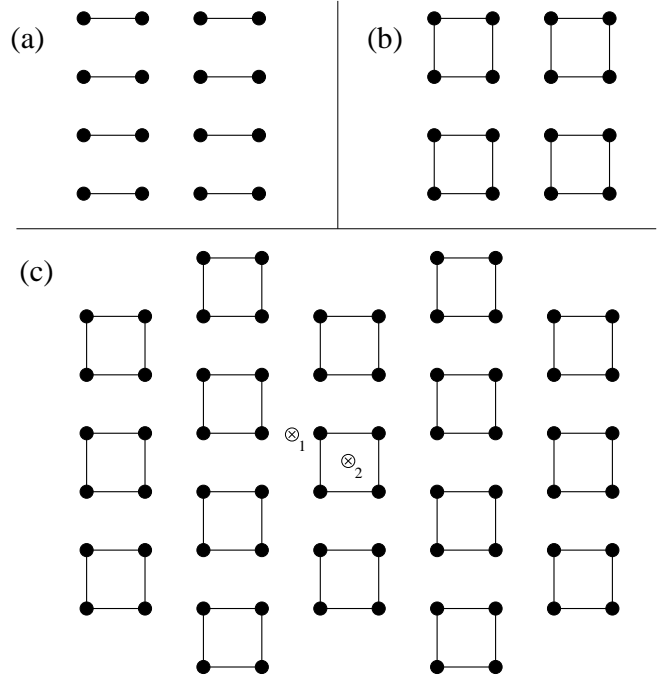


FIG. 4: Possible VBS ordering patterns: (a) columnar dimer order, (b) plaquette order and (c) plaquette order with every second column of plaquettes shifted by one lattice site.

which tests if rotational symmetry is broken, which would be the case for the columnar dimer state but not for the plaquette state. The corresponding susceptibility χ_2 shows only a very moderate increase with g and certainly no sign of divergence when the possible critical point $g_{c\phi} \approx 0.43$ is approached (see Fig. 5). We mention

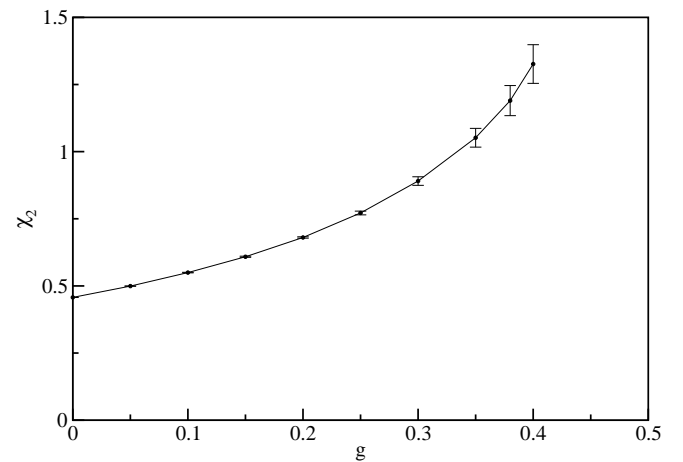


FIG. 5: Susceptibility χ_2 as a function of g calculated by Ising series expansion. The line is a guide to the eye.

here that our results for the susceptibilities χ_1 and χ_2 are in qualitative agreement with Ref. 5 where the finite size scaling of these susceptibilities has been investigated by exact diagonalization and variational Quantum-Monte Carlo methods.

Next, we consider the susceptibility χ_3 corresponding to the field

$$F_3 = \delta \sum_{i,j} (-1)^{i+j} (S_{i,j}^x S_{i+1,j+1}^x + S_{i,j}^y S_{i+1,j+1}^y) \quad (11)$$

which has already been calculated in Ref. 11. We reproduce the result in Fig. 6. χ_3 even *decreases* when

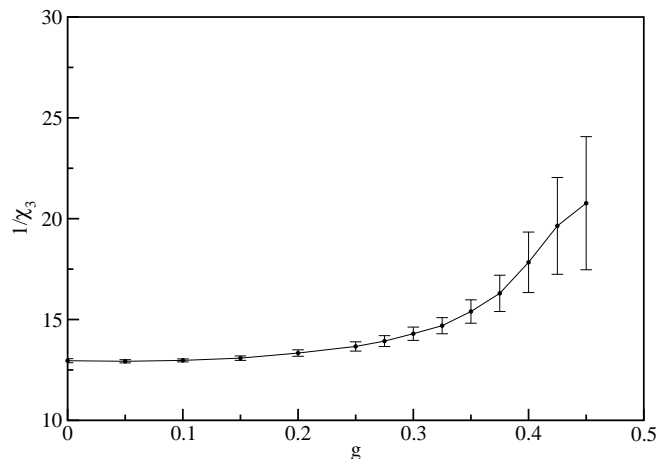


FIG. 6: Susceptibility χ_3 as a function of g calculated by Ising series expansion. The line is a guide to the eye..

the non-magnetic phase is approached which seems to indicate that the corresponding lattice symmetry, which would be broken for the plaquette but not for the columnar dimer state, is intact.

The fact that χ_2 and χ_3 do not diverge when $g \rightarrow g_{c\phi} \approx 0.43$ as would be expected for a deconfined critical point provides an argument independent of the considerations in section II that the phase transition in the $J_1 - J_2$ model is not an example for the scenario proposed in Refs. 2,3. Putting the arguments given in section II aside, this alone, however, does not exclude the possibility of another kind of second order phase transition from the Néel ordered to a state with VBS order. Nevertheless, in any second order scenario we should take the fact that χ_2 and χ_3 do not diverge seriously. This means that in this case the VBS order cannot be of columnar dimer type because then χ_2 should diverge, and not of plaquette type because this would lead to a diverging χ_3 . So in such a scenario the quest is to find an ordering pattern with lattice symmetries which agree with our findings for all three susceptibilities.

A possible pattern is shown in Fig. 4(c). Translational symmetry by one site along the x-axis is broken leading to a divergent χ_1 . χ_3 will be finite because of the 180° rotational symmetry around the axis marked by “1” in Fig. 4(c) or identical positions. χ_2 will be finite for this pattern because of the following symmetry: A rotation by 90° around the axis “2” or identical positions, followed by a shift of every second row of plaquettes by one lattice site, followed by a shift of every second column of plaquettes by one lattice site. Although other pattern

which have the correct symmetries might be possible, the pattern in Fig. 4(c) seems to be the one with the smallest unit cell.

We have calculated the ground-state energy as well as the singlet and triplet dispersion for different g for this state by series expansion starting from the decoupled plaquettes shown in Fig. 4(c). The expansion parameter x describes the couplings between the plaquettes. For $x = 0$ the plaquettes are decoupled whereas $x = 1$ corresponds to the case we are finally interested in where the couplings within and between the plaquettes are of equal strength.

In Fig. 7 we show the ground-state energy obtained from this expansion compared to other series data.

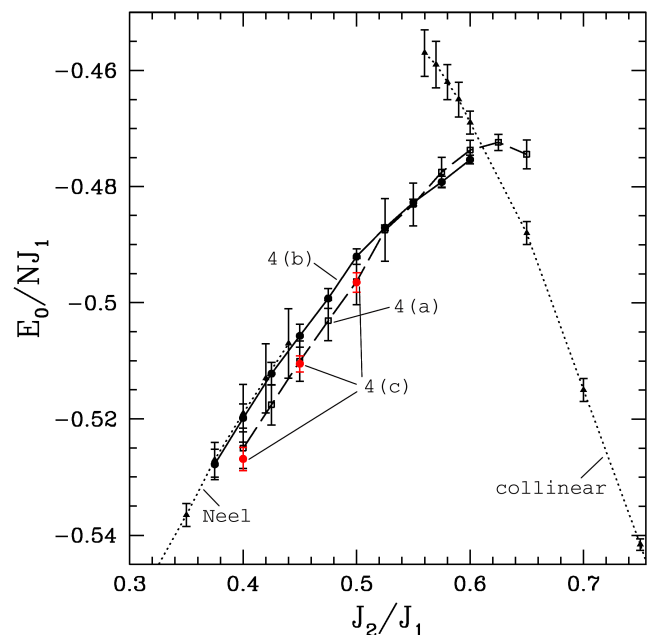


FIG. 7: Ground-state energy calculated by series expansion starting from the plaquette state Fig. 4(c) (red dots) in comparison to ground-state energies obtained by Ising series expansion starting from Néel or collinear order respectively (triangles), an expansion starting from the plaquette state Fig. 4(b) (black dots) and an expansion starting from columnar dimers as shown in Fig. 4(a) (open squares).

The obtained energies for $0.4 \leq g \leq 0.5$ are similar or even slightly lower than the energies obtained from the columnar dimer expansion. This shows that the state in Fig. 4(c) is indeed a possible candidate for the ground state in this parameter region. In series calculations it is, however, important to make sure that the state which is the starting point for the expansion remains stable when extrapolating to the isotropic limit $x \rightarrow 1$. We have therefore calculated also the singlet and triplet dispersions. The plaquettes for this VBS state are arranged on a triangular lattice. With respect to this lattice both sin-

glet and triplet dispersion show a minimum at momentum $\mathbf{k} = (0, 2\pi/\sqrt{3})$. The series coefficients for the singlet and triplet gaps at this point and $g = 0.25, 0.45$ are given in Table I. Dlog Padé approximants for these series show that the singlet gap always vanishes before the triplet gap and at a value $x_c < 1$. This indicates that the state in Fig. 4(c) is unstable.

For the columnar dimer state, on the other hand, it is very difficult to obtain the singlet dispersion by series expansion because the state we are starting with consisting of decoupled dimers does not contain a singlet excitation. We have, however, calculated the triplet gap in this case which shows a minimum at $\mathbf{k} = (0, \pi)$ and Dlog Padé approximants suggest that in this case the gap remains nonzero for $x \rightarrow 1$. In addition, the instability of the state in Fig. 4(c) which manifests itself by a vanishing of the singlet gap at $\mathbf{k} = (0, 2\pi/\sqrt{3})$ for $x < 1$ is an instability towards a columnar dimerization. Although this does not prove that the columnar state is finally stable, it makes the columnar dimerization pattern the most likely candidate for the VBS order in the non-magnetic region of the phase diagram.

IV. CONCLUSIONS

We have calculated the ground-state energy e for the $J_1 - J_2$ model including a small field F_1 with strength δ which induces a columnar dimerization in the Néel ordered phase by Ising series expansion. We have argued that everywhere except directly at a critical point it is possible to expand $e(\delta)$ in a regular series in δ^2 and that this series has a finite radius of convergence which goes to zero when the tentative critical point is approached. The prefactor of the δ^2 -term in that series gives the susceptibility χ_1 with respect to F_1 . This susceptibility shows that the Néel state becomes unstable for $g > g_c \approx 0.43$ and that the ground state for $g > g_c$ breaks translational symmetry by one site and is therefore of VBS type and not a spin liquid. Based on a mean-field treatment of an effective field theory describing the Néel state coexisting with the small dimerization induced by F_1 we have argued that the sign of the δ^4 -term in the expansion of $e(\delta)$ determines whether the transition with respect to the VBS order parameter is first or second order. From the

series data we found that the δ^4 -term has a negative sign and we showed that the same is true in spin-wave theory. Within the presented GL-type theory this means that the transition is expected to be first order. Our mean-field treatment of the order parameter is a posteriori justified because a critical point where such a treatment would break down is never reached.

In the second part we gave arguments in favor of a first order transition which are independent of any effective field theory by analyzing two additional susceptibilities testing different lattice symmetries. We argued that at a deconfined critical point all three susceptibilities considered here are expected to diverge and that the fact that χ_2 and χ_3 do not diverge excludes this scenario. We further argued that in any second order scenario the non-divergence of χ_2 would mean that the VBS state is not of the columnar dimer type and the non-divergence of χ_3 would mean that the VBS state is not of plaquette type either. For an assumed second order transition we have been able to find a VBS pattern which does have the correct lattice symmetries to explain our data for all three susceptibilities. Series expansion data starting from this pattern, however, have proven that this state is unstable with respect to the columnar dimerization pattern.

Taking the arguments given in the two parts together convincingly shows that the transition from the Néel state to a VBS state with columnar dimerization is most likely first order. For a first order phase transition we still expect that the susceptibility χ_1 when calculated by Ising series expansion diverges because the field F_1 directly tests the instability of the Néel state with respect to columnar dimer order irrespective of the order of the phase transition. For the susceptibility χ_2 , on the other hand, we can only expect that it diverges if the transition is second order. The fact that χ_2 does increase with g without diverging at $g \approx 0.4$ therefore further supports that the transition is first order and that the VBS state is of the columnar dimer type.

Acknowledgments

The authors acknowledge valuable discussions with I. Affleck. JS acknowledges support by the German Research Council (*Deutsche Forschungsgemeinschaft*).

* sirker@physics.ubc.ca

- ¹ L. D. Landau, E. M. Lifshitz, and E. M. Pitaevskii, *Statistical Physics* (Butterworth-Heinemann, New York, 1999).
- ² T. Senthil, A. Viswanath, L. Balents, S. Sachdev, and M. P. A. Fisher, *Science* **303**, 1490 (2004).
- ³ T. Senthil, L. Balents, S. Sachdev, A. Viswanath, and M. P. A. Fisher, *Phys. Rev. B* **70**, 144407 (2004).
- ⁴ H. J. Schulz, T. A. L. Ziman, and D. Poilblanc, *J. Phys. I, Paris* **6**, 675 (1996).
- ⁵ L. Capriotti and S. Sorella, *Phys. Rev. Lett.* **84**, 3173

- (2000).
- ⁶ L. Capriotti, F. Becca, A. Parola, and S. Sorella, *Phys. Rev. Lett.* **87**, 097201 (2001).
- ⁷ M. P. Gelfand, *Phys. Rev. B* **42**, 8206 (1990).
- ⁸ R. R. P. Singh, Z. Weihong, C. J. Hamer, and J. Oitmaa, *Phys. Rev. B* **60**, 7278 (1999).
- ⁹ V. N. Kotov, J. Oitmaa, O. P. Sushkov, and Z. Weihong, *Philos. Mag.* **80**, 1483 (2000).
- ¹⁰ O. P. Sushkov, J. Oitmaa, and Z. Weihong, *Phys. Rev. B* **63**, 104420 (2001).

TABLE I: Series coefficients x^n for the minimum singlet gap Δ_s and triplet gap Δ_t for the plaquette state from Fig. 4(c) and $g = 0.25$ ($g = 0.45$), respectively.

n	Δ_s/J_1 ($g = 0.25$)	Δ_t/J_1 ($g = 0.25$)	Δ_s/J_1 ($g = 0.45$)	Δ_t/J_1 ($g = 0.45$)
0	1.500000000	1.000000000	1.100000000	1.000000000
1	0.000000000	$-8.33333334 \times 10^{-1}$	0.000000000	$-4.33333334 \times 10^{-1}$
2	$-4.356195887 \times 10^{-1}$	$-5.722808442 \times 10^{-1}$	$-4.151003339 \times 10^{-1}$	$-5.005966374 \times 10^{-1}$
3	$-3.880918282 \times 10^{-1}$	$1.4032850965 \times 10^{-1}$	$-1.832689336 \times 10^{-1}$	$8.2113320127 \times 10^{-2}$
4	$-4.828163654 \times 10^{-1}$	$-2.265506840 \times 10^{-1}$	$-1.537390367 \times 10^{-1}$	$-3.080455443 \times 10^{-2}$
5	$-6.032418702 \times 10^{-1}$	$7.5790435073 \times 10^{-3}$	$-1.592497102 \times 10^{-1}$	$-1.108096117 \times 10^{-1}$
6	$-7.988310579 \times 10^{-1}$	$-4.517676083 \times 10^{-2}$	$-1.653261118 \times 10^{-1}$	$1.6084176410 \times 10^{-2}$

¹¹ O. P. Sushkov, J. Oitmaa, and Z. Weihong, Phys. Rev. B **66**, 054401 (2002).

¹² F. D. M. Haldane, Phys. Rev. Lett. **61**, 1029 (1988).

¹³ P. W. Anderson, Phys. Rev. **86**, 694 (1952).

¹⁴ M. Takahashi, Phys. Rev. B **40**, 2494 (1989).

¹⁵ P. Chandra and B. Doucot, Phys. Rev. B **38**, 9335 (1988).

¹⁶ J. H. Xu and C. S. Ting, Phys. Rev. B **42**, 6861 (1990).