

Comment: Essence of intrinsic tunneling: Distinguishing intrinsic features from artifacts [Phys.Rev.B 72 (2005) 094503].

V.M.Krasnov

Department of Physics, Stockholm University, AlbaNova University Center, SE-10691 Stockholm, Sweden

In a recent paper V.Zavaritsky has argued that interlayer (c -axis) current-voltage characteristics of high temperature superconductors (HTSC) are Ohmic, and has claimed to disprove all findings of intrinsic tunneling spectroscopy, as well as the existence of interlayer tunneling and intrinsic Josephson effect in HTSC.

In this comment I demonstrate, by direct fitting of experimental interlayer characteristics to the self-heating model, advocated by Zavaritsky, that the model is in severe contradiction with experimental data and that the genuine interlayer current-voltage characteristics are strongly non-Ohmic, which undermines the basic assumption of the criticized paper.

PACS numbers: 74.50.+r 74.72.-h 74.25.Fy 44.10.+i

In a recent paper [1] and a series of other publications [2] V.Zavaritsky has speculated that all non-linear features of interlayer (c -axis) transport in layered high temperature superconductors (HTSC) are artifacts of self-heating. His basic assumption is that the genuine c -axis current - voltage characteristics (IVC's) of HTSC are Ohmic. Assuming that the slope of IVC's is given by the zero bias resistance R_0 with a semiconducting T -dependence and using Newton's law of cooling

$$\Delta T = PR_{th}, \quad (1)$$

where $P = VI$ is the dissipation power and R_{th} is the thermal resistance, he has reproduced non-linear IVC's, which, according to him, provide both qualitative and quantitative description of all key findings of interlayer transport experiments in HTSC. He has argued that this proves the Ohmic nature of self-heating free IVC's and disproves all findings of intrinsic tunneling spectroscopy [3, 4, 5, 6, 7, 8, 9], as well as the existence of interlayer tunneling and intrinsic Josephson effect in HTSC [10, 11, 12, 13, 14].

In this comment I check the applicability of the self-heating model and repeat the fitting suggested in Ref.[1] for the case of classical interlayer IVC's. Direct comparison indicates that the model severely contradicts experimental data. Detailed analysis of IVC's, complemented by in-situ measurement of self-heating in Bi-2212 mesa structures, reveal that the actual self-heating in the mesas is at least an order of magnitude smaller than required by the model. Finally, it is demonstrated that the genuine interlayer IVC's are strongly non-Ohmic and are represented by perfectly periodic, multibranch IVC's. This undermines the logical construction of Ref. [1].

Inset in Fig. 1 a) shows the IVC of an underdoped Bi-2212 mesa, $T_c \simeq 81K$, at the base temperature $T_0 = 5.6K$. The mesa has an area $3 \times 4.5 \mu m^2$ and contains $N = 34$ intrinsic Josephson junctions. Properties of this mesa were studied in Refs. [13, 15]. The IVC exhibits a characteristic periodic multibranch structure, attributed

to one-by-one switching of intrinsic Josephson junctions from the superconducting to the resistive state. Thin lines represent the multiple integer of the last branch divided by $N = 34$, which indicates perfect periodicity of the branches, typical for interlayer IVC's of Bi-2212 mesas [3, 4, 12, 13]. Fig. 1 b) shows voltage jumps, ΔV , between the branches as a function of the branch number. It is seen that ΔV is independent of the branch number. Small deviations from the mean ΔV are caused by thermal fluctuations of the switching current [13, 14].

The main panel in Fig. 1 a) represents $V/I(P)$ (bottom and left axes) for the IVC from the inset. The decaying part of the curve represents the resistance of the last branch, while the linearly increasing part represents multiple branches in the IVC, as indicated by the arrow. According to Ref. [1], the decay of $V/I(P)$ is caused solely by self-heating and can be matched with the decaying T -dependence of self-heating free zero bias resistance $R_0(T)$. This is demonstrated in Fig.1 of Ref. [1] for some IVC, which, however, does not bear any resemblance with classical multibranch interlayer characteristics [3, 4, 12, 13]. Below I will repeat the same fitting for the case of conventional interlayer IVC's.

The dashed line and open squares in Fig. 1 a) show $R_0(T)$ (top and left axes) measured with a small ac-modulation current and obtained from numerical differentiation of the IVC's, respectively. A good fit between $V/I(P)$ and $R_0(T)$, in a limited T -range, can be obtained if we allow an arbitrary offset and stretching along the T -axis of $R_0(T)$. However, several inconsistencies can be seen in such a "fit":

- i) major deviations of $V/I(P)$ and $R_0(T)$ occur at low P , where the main, almost 2-order of magnitude, drop of V/I occurs;
- ii) T -offset, required for the "fit", leads to $T(P=0) \neq T_0$ (a similar offset can be seen in Fig. 1 of Ref. [1]).
- iii) According to the "fit", the mesa should be heated to 72.4K at point A, corresponding to the end of the multibranch structure in the IVC. The required self-heating

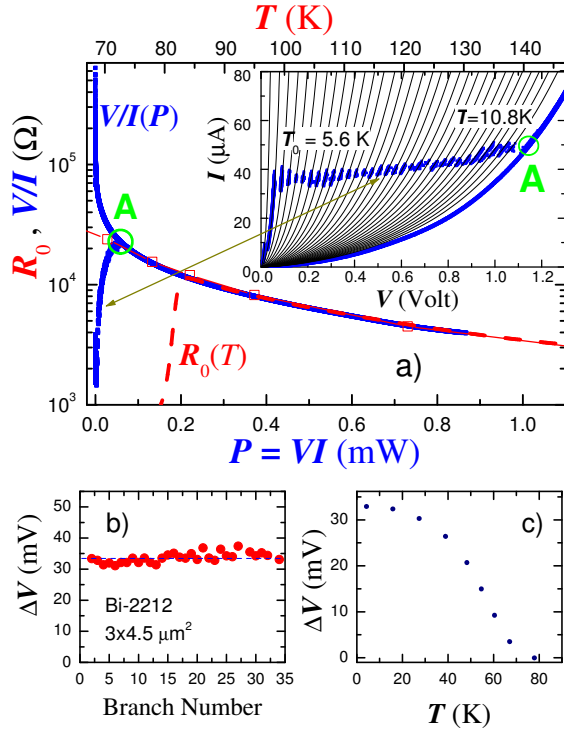


FIG. 1: (color online) a) Main panel shows the IVC from the inset, reprinted as V/I vs. $P = VI$ (bottom axis). Dashed line and open squares represent the zero bias resistance R_0 vs. T (top axis). $R_0(T)$ is fitted to $V/I(P)$ using the procedure suggested in Ref.[1]. Inset in a) shows the original $I-V$ characteristics of a Bi-2212 mesa at $T_0 = 5.6$ K. A multi-branch structure due to one-by-one switching of the junctions is clearly seen. Thin lines are multiple integers of the last branch divided by $N = 34$, and demonstrate perfect periodicity of the branches. Panels b) and c) show the voltage jumps between branches as a function of the branch number and base temperature, respectively.

$\Delta T = 66.8$ K is more than an order of magnitude larger than $\Delta T = 5.2$ K, obtained from direct in-situ measurements of self-heating in the same mesa [15].

Observation of perfect periodicity of branches provides an independent test for the extent of self-heating because ΔV is sensitive to T , as shown in Fig. 1 c). From Fig. 1 c) it follows that branches can remain periodic only if the successive increase of T with branch number does not exceed ~ 15 K. This is consistent with the measured $T = 10.8$ K at the last branch (point A), but inconsistent with the "fit", proposed in Ref. [1]. Indeed, ΔV vanishes at $T = 72.4$ K and, consequently, the multibranch structure should not be observed at all.

Strictly speaking, the scaling between $V/I(P)$ and $R_0(T)$ should not be expected even within the self-heating model because the relation between T and P in Eq.(1) is non-linear due to T -dependence of R_{th} [15] (the seeming coincidence in Fig.1 indicates simply that two smooth decaying functions can be matched in the lim-

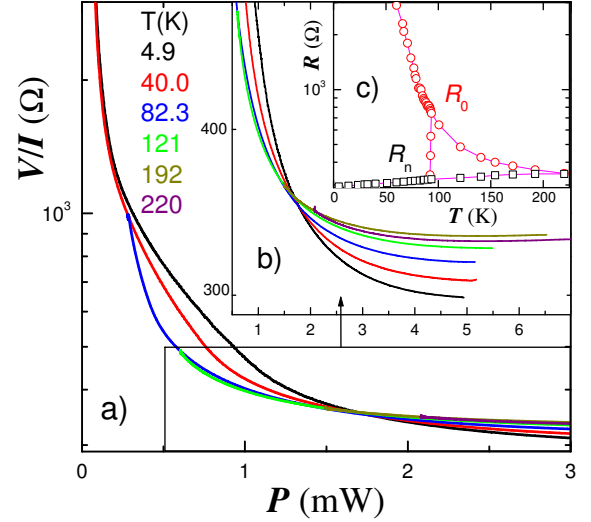


FIG. 2: (color online) Check for scaling of $V/I(P)$ curves: a) a set of $V/I(P = VI)$ characteristics for another Bi-2212 mesa at different T_0 . The offset ΔP was used to fit the origin of each curve at $P = 0$ to the nearest curve with lower T_0 . b) Enlarged high P part of a). c) Temperature dependencies of R_0 (circles) and high bias resistance R_n (squares) for the same mesa. It is seen that R_n is smaller than R_0 at any T .

ited interval using two fitting parameters). One should instead expect scaling of $V/I(P)$ curves at different T_0 , using the offset ΔP as the only fitting parameter, representing the power required to compensate the difference in T_0 between different measurements. Such scaling does not require constant R_{th} and just implies that equal P would heat the mesa by the same ΔT , irrespective of how the mesa reached the initial temperature.

Fig. 2 shows the check for such a scaling for the optimally doped mesa ($T_c = 93$ K, $A = 3.5 \times 7.5 \mu m^2$, $N = 10$), studied in Ref. [4]. Fig. 2 a) shows a set of $V/I(P)$ curves at six T_0 from 4.9 to 220 K. For each curve the offset ΔP was chosen in such a way that the initial point $V/I(P = 0)$ would coincide with $V/I(\Delta P)$ of the nearest curve with lower T_0 . Apparently, the scaling is non existing for conventional intrinsic IVC's. Fig. 2 b) shows zoom-in of the high power part of the plot. Here self-heating should be the largest. It is seen that the IVC's asymptotically approach some "normal" resistance R_n [4]. Experimental values of R_n and R_0 vs. T_0 are shown in Fig. 2 c). Comparison of R_n and R_0 shows that R_n is smaller than R_0 at any T . This makes the fitting of V/I by $R_0(T)$ technically impossible, indicating that the IVC's have to be non-Ohmic.

The strongly non-Ohmic nature of self-heating free characteristics is most clearly seen from the periodic multibranch IVC in inset of Fig.1 a). Indeed, periodicity of branches implies that the shape of the branches is not affected by the small temperature rise from $V=0$ to the point A in the IVC. However, V/I changes $\simeq 90$

times in this voltage range.

The author of Ref. [1] is aware of this shortcoming in his argumentation and attributed it to a "peculiar temperature distribution along the sample". However, T -distribution within the mesa can be easily estimated, without making any assumptions about heat flow mechanism outside the mesa, or dissipation mechanism inside the mesa.

Fig. 3 shows the schematics of heat flow in Bi-2212 mesa structure. The heat $P = VI$, produced in the mesa, can flow down to the crystal and upwards into the contact electrode, characterized by heat resistances R_{cr} and R_{el} , respectively. $R_{1,2}$ represent heat resistances of top and bottom parts of the mesa. The total self-heating is

$$\Delta T = PR_{th} = P \frac{(R_1 + R_{el})(R_2 + R_{cr})}{R_1 + R_2 + R_{el} + R_{cr}}, \quad (2)$$

where R_{th} is the effective thermal resistance of the sample, which according to Ref. [1] is $R_{th} = (Ah)^{-1} \simeq 4 \times 10^4 K/W$. The one-dimensional nature of heat flow within the mesa allows a straightforward estimation:

$$R_{1,2} = \frac{sN_{1,2}}{A\kappa_c}, \quad (3)$$

where $s = 15.5\text{\AA}$ is the interlayer spacing, $N_{1,2}$ is the number of layers in top/bottom parts of the mesa, and κ_c is the c -axis thermal conductivity. For Bi-2212, $\kappa_c \sim 0.5 W/Km$ at $T = 30K$ [16]. For the mesa with $A = 10 \times 10 \mu m^2$, the thermal resistance per layer $R_1 (N = 1) \simeq 31 K/W$ is three orders of magnitude smaller than the total R_{th} . In two extreme cases, $R_{cr} \gg R_{el}$ and $R_{cr} = R_{el}$, the ratios of temperature difference per junction in the mesa to the total self-heating of the mesa are $R_1/R_{th} \simeq 7.8 \times 10^{-4}$ and $R_1/2R_{th} \simeq 3.9 \times 10^{-4}$, respectively.

For the mesa with $N = 10$ and $P = 1 mW$ (note that $P \simeq 0.06 mW$ at point A in the IVC of Fig. 1 a)) the maximum temperature difference within the mesa, ΔT_{mesa} is only $\sim 0.3 K$. Moreover, this is an overestimated value because it was obtained for the case of heat diffusion within the mesa. In reality, the c -axis heat transport in Bi-2212 is predominantly phononic and, therefore, ballistic at the atomic scale [15, 16]. This will considerably

reduce ΔT_{mesa} for mesas with the total height less than the phononic mean free path, i.e. for $N \lesssim 1000$. Therefore, for typical mesas with $N \sim 10$, all layers within the mesa are heated uniformly, irrespective of where exactly within the mesa the dissipation takes place.

Thus, observation of periodic non-Ohmic branches in interlayer IVC's can only mean that:

- i) the self-heating along the branches is negligible;
- ii) those periodic branches represent the genuine self-heating free IVC's of Bi-2212;
- iii) The genuine interlayer IVC's are strongly non-linear.

The latter statement is the main conclusion of this comment. It disproves the basic assumption of Ref.[1] and undermines the logical construction of that paper. From Fig. 1 a) it can be concluded that the genuine non-linearity of intrinsic IVC's exceeds two orders of magnitude at low T , which also represents the degree of irrelevance of the model suggested in the criticized paper to the essence of intrinsic tunneling.

-
- [1] V.Zavaritsky, Phys. Rev. B **72** (2005) 094503
 - [2] V.Zavaritsky, Physica C **404** (2004), 440; Phys. Rev. Lett. **92** (2004) 259701
 - [3] K. Schlenga et al., Phys. Rev. B **57**, 14518 (1998)
 - [4] V.M. Krasnov et al., Phys. Rev. Lett. **84**, 5860 (2000)
 - [5] V.M.Krasnov, Phys. Rev. B **65**, 140504(R) (2002)
 - [6] M.Suzuki, et.al., Phys. Rev. Lett. **82**, 5361 (1999); *ibid.* **85**, 4787 (2000)
 - [7] V.M. Krasnov et al., Phys. Rev. Lett. **86**, 2657 (2001)
 - [8] S.-J. Kim, et al., Appl. Phys. Lett. **74** (1999) 1156; Yu.I.Latyshev et al., Physica C **362** (2001) 156
 - [9] L. Krusin-Elbaum, T. Shibauchi, and C.H. Mielke, Phys. Rev. Lett. **92** (2004) 097005
 - [10] R.Kleiner and P.Müller, Phys.Rev.B **49**, 1327 (1994)
 - [11] V.M.Krasnov, et al., Phys. Rev. B **59**, 8463 (1999)
 - [12] H.Wang, et al., Phys. Rev. Lett. **87**, 107002 (2001)
 - [13] V.M.Krasnov, et al., Phys. Rev. B **72** (2005) 012512
 - [14] K.Inomata, et al., Phys. Rev. Lett. **95** (2005) 107005
 - [15] V.M.Krasnov, et al., Phys. Rev. Lett. **94** (2005) 077003
 - [16] M.F.Crommie and A.Zettl, Phys.Rev.B **43** (1991) 408. The c -axis thermal conductivity in that work was limited by stacking faults in Bi-2212 crystals, which are absent in our mesas. Therefore, this is an upper limit estimation and the actual heating is likely to be several times smaller.

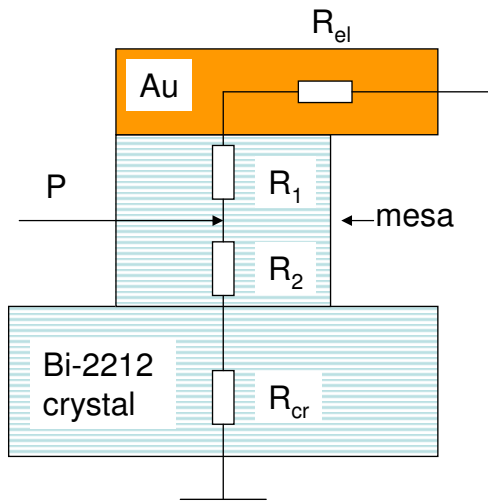


FIG. 3: (color online) Schematics of heat flow from the mesa structure.