

Effect of rare events on out of equilibrium relaxation

Philippe Ribière, Patrick Richard, Renaud Delannay and Daniel Bideau
*GMCM, UMR CNRS 6626, Université de Rennes I,
campus de Beaulieu Bat 11A, F-35042 Rennes cedex, France*

Masahiro Toiya and Wolfgang Losert
IREAP, Department of Physics, University of Maryland, College Park, Maryland 20742, USA
(Dated: June 11, 2018)

This letter reports experimental and numerical results on particle dynamics in an out-of-equilibrium granular medium. We observed two distinct types of grain motion: the well known cage motion, during which a grain is always surrounded by the same neighbors, and low probability jumps, during which a grain moves significantly more relative to the others. These observations are similar to the results obtained for other out-of-equilibrium systems (glasses, colloidal systems, etc.). Although such jumps are extremely rare, by inhibiting them in numerical simulations we demonstrate that they play a significant role in the relaxation of out-of-equilibrium systems.

PACS numbers: 45.70.-n, 81.05

Glasses, colloids, and granular materials are characterized by structural disorder at the mesoscopic scale. These heterogeneous and metastable systems share a number of dynamical properties such as aging and slow relaxation, in which the cage motion of individual grains plays a significant role. Many experimental and numerical efforts have been made to observe and understand the out-of-equilibrium behavior exhibited by these systems [1, 2, 3, 4, 5, 6, 7, 8]. A full understanding of the macroscopic behaviors of these systems requires detailed observations at the local scale (i.e. at the scale of a particle). The local dynamics in glasses is numerically simulated with Lennard-Jones liquids and the motion of atoms can be correlated to the α and β relaxation regimes [6]. Similar observations are obtained experimentally on colloidal systems using confocal microscopy [4], granular media in 2D [3], or 3D granular assemblies immersed in index matching fluid [7]. For all these systems, the cage effect is clearly identified. Here we present an extensive experimental and numerical study of particle motion in 3D granular packing under gentle vertical tapping. Although this system is not thermal (its thermal energy is irrelevant in comparison with the energy needed to move a macroscopic grain), it is often presented as an ideal system to study out-of-equilibrium systems. From a microscopic point of view, this analogy is based on the idea that the geometry of the grains plays a major role, similar to geometrical frustration in thermal glasses. Indeed, like glasses, a granular assembly can be trapped in a metastable configuration unless an external perturbation such as shear or vibration is applied. Note that, unlike thermal energy, mechanical agitation of grains is, in general, neither stochastic nor isotropic. We expect, as others have found [2, 3, 7, 9, 10, 11, 12], that the results obtained are valid for any of the above mentioned out-of-equilibrium systems. Let us recall that when a dense granular sample is submitted to gentle external mechanical perturbations, its packing fraction Φ increases quickly at the beginning, then gradually approaches an

asymptotic value. This slow compaction is similar to the slow dynamics observed in other out-of-equilibrium systems [2, 10, 13].

The experimental results presented in the first part of this Letter are obtained with $D = 0.6$ mm diameter glass spheres placed in a glass cylinder of diameter 6 mm. This container is placed on a plate connected to an electromagnetic exciter. The glass spheres are immersed in index matching oil containing a laser dye. When imaged from the objective lens through the bottom of the sample container, beads appear as dark circles. Sequences of 10^4 taps are carried out. The only control parameter is the tapping intensity $\Gamma = \gamma_{max}/g$ where $g = 9.81 \text{ m.s}^{-2}$ and γ_{max} is the maximum of the acceleration monitored by the accelerometer when the plate goes down [14]. It should be pointed out that we only used taps for which the grains took off from the bottom of the glass cylinder i.e. above the lift-off threshold. Results from numerical simulations are shown in the second part of this Letter. In these simulations, the compaction of 4096 monosize spheres of radius R under tapping from a low packing state to a higher one is studied. The container is a box with a flat $32R \times 32R$ square bottom with periodic boundary conditions imposed in the horizontal directions, and a free interface at the top of the packing. A tap is simulated in two stages. First, the packing is dilated vertically according to the law $(z - R) \rightarrow (z - R)(1 + \varepsilon)$, where ε is the dilation parameter. This dilation increases the free volume and allows for the reorganization of beads. This linear behavior during a tap is also observed in our experiments and the parameter ε is proportional to the square of the experimental parameter Γ [15]. The second stage simulates the gravitational redeposition, with a nonsequential algorithm [16] in order to observe the collective behavior. The model only takes the steric constraints into account, which are fundamental for the compaction. While the simulation does not calculate the stress transmission in the packing, it describes

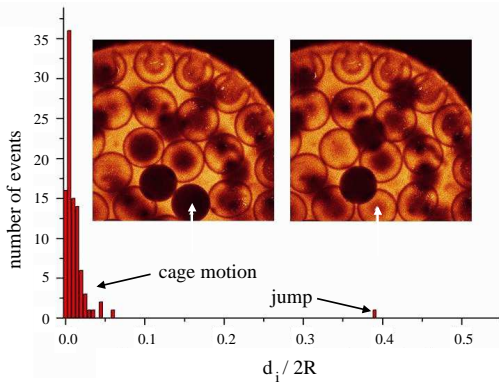


FIG. 1: (color online). Experimental observation of a jump, and distribution of bead displacements obtained by confocal imaging in an index matching fluid. The two pictures correspond to a horizontal cross section at the same altitude of the granular sample before and after the 126th tap of intensity $\Gamma = 6$. All the beads remain in their original layer except one bead (pointed by a white arrow) which falls from the upper to the lower layer. The distribution of bead displacements computed for 10 taps, five before, five after the 126th tap, reveals the two scales of displacement.

relatively accurately the grain motion during a tap [17], contrary to other simulations such as the Tetris model for example, which show slow relaxation and aging, but whose dynamics have no direct relation with particle motion. Finally, our simulation results closely matches the experimental results. The experimental setup and the numerical simulation are described in detail in Refs [10, 16].

During an experiment in index matching fluid, cage motion and jumps were observed. The cage motion is always characterized by the fact that a grain is always surrounded by the same neighbors. A jump is a displacement during which a grain moves significantly more than the mean displacement of a grain. Such an event observed by confocal microscopy is shown in Fig. 1. The horizontal cross sections shown were taken during the same experiment, at the same height in the medium for two successive taps (125th and 126th). On each picture, two different layers of the granular medium are visible. The beads of the lower layer have a well-defined black outline and a bright central part, and the beads belonging to the upper layer are black. The vertical position of a bead is determined by measuring its apparent radius in the picture. Since the beads move only a small fraction of a bead diameter between taps, it is possible to track their positions from frame to frame. A rare occurrence of jump is indicated by an arrow in 1. This bead, during a tap, has fallen from the upper visible layer to the lower one by a displacement larger than all the others. The amplitude of this jump between the two layers is $0.388D$ compared to the mean displacement in a layer, which is $0.00216D$, as shown in

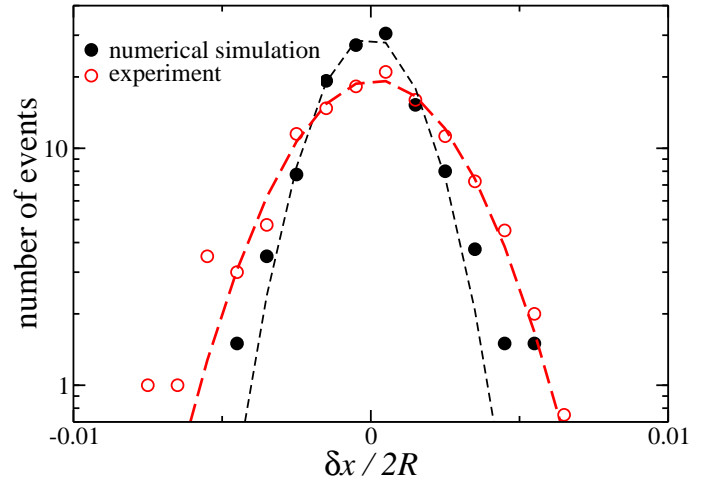


FIG. 2: (color online). The histogram of displacements in a horizontal direction (δx) for our 3D experiment ($\Gamma = 6$) and for our corresponding numerical simulation ($\varepsilon = 0.05$). The lines correspond to Gaussian fits. We observe deviations from the fits in the tails of the distributions.

the distribution of bead displacement reported in Fig. 1.

The study of the grain motion during our simulation confirms that the displacement of the beads exhibits two different scales. The smaller scale corresponds to the cage motion during which a grain explores the trap created by its neighbors. Previous results [3, 6] demonstrate the non-Gaussian character of the displacement distribution obtained in a 2D experiment and glass media, respectively. Such non-Gaussian behavior is also observed in our experimental and numerical systems. Figure 2 shows the histogram of displacements in the x direction and the corresponding Gaussian fits. Deviations from the fits can be observed in the tails of the distributions. Note that the deviation is more important for the numerical simulations. The characteristics of the cage motion change during the simulation, because of the evolution of the packing fraction. Indeed, the average magnitude of this displacement decreases with the decrease of the void space in the medium. The larger scale corresponds to a jump: a very low probability event during which a bead enlarges its trap and thus, escapes from it. Figure 3 shows the trajectory of a bead which is subject to a "jump" during the 100 first taps in the simulation. The initial drift in position is due to the increase of the packing fraction and, consequently to the decrease of the sample height. At the 46th tap, the bead displacement is $0.48D$, although the average displacement (apart from the jump) is $0.0038D$. We found that the jumps always yield a large displacement in the direction of gravity, as they are correlated to the compaction mechanism and correspond to the fall of a bead in a hole located under it. Note that the magnitudes of the cage motion and of the jumps are both of the same order in simulations and experiments.

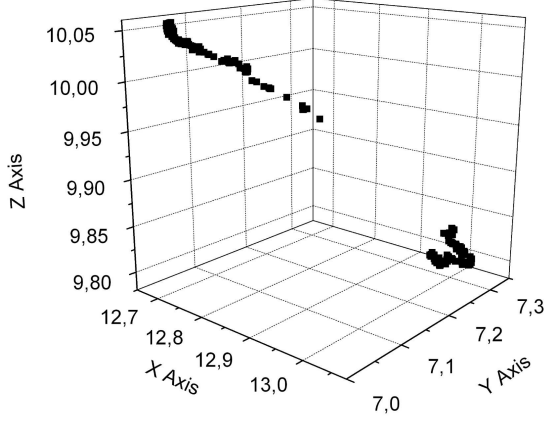


FIG. 3: Trajectory of a bead, exhibiting one "jump", during the 100 first taps. The position of the bead center is plotted after each tap during a simulation of linear dilation parameter $\varepsilon = 0.05$. Between the 46th and the 47th tap, a jump is visible corresponding to a large displacement. The units are in bead diameter.

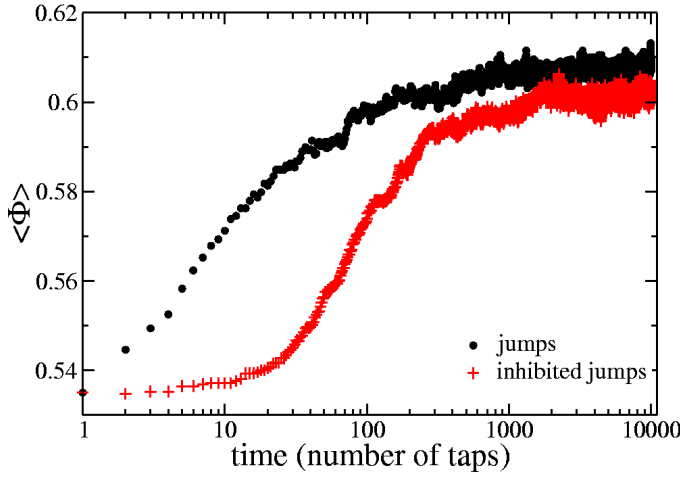


FIG. 4: (color online). Evolution of the packing fraction with and without jumps for the same dilation parameter $\varepsilon = 0.05$. For the latter case, the increase of the packing fraction is slower at the beginning, as the number of inhibited events is greater at the beginning. Interestingly the packing fraction reached by the sample after a long time is lower without jumps than with jumps.

The simulation, thus, correctly represents both the local and global behaviors of the granular material. The jumps are extremely rare events, and therefore difficult to observe experimentally. In a simulation of 10 000 taps for $N = 4096$ beads, only about 100 jumps occurred, mainly at the beginning of the simulation, when the packing fraction is still far from the steady state value. Indeed a jump is possible only if the hole is large enough. To understand the importance of the jumps, they are inhibited in the simulation, and the evolutions with nor-

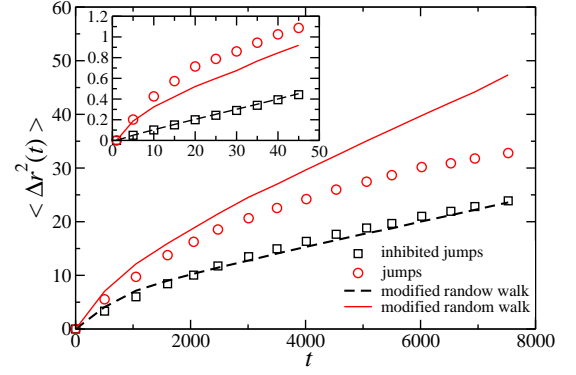


FIG. 5: (color online). Evolution of $\langle \Delta r^2 \rangle$ with t for simulations with jumps and with inhibited jumps, but for the same dilation parameter $\varepsilon = 0.05$. The random walk created correctly describes the behavior without jumps but fails to reproduce the behavior observed with jumps.

mal jumps and with inhibited jumps are compared. To avoid jumps, the following test is added to the algorithm: If the vertical displacement of a bead is negative, i.e., if the bead moves down, and if its displacement d_i is larger than twice the mean displacement of beads in the layer $\langle d \rangle$, this displacement is not accepted with probability 1. Instead, the probability of acceptance follows an exponentially decreasing function $\exp(-(d_i - 2\langle d \rangle)/\delta)$. The brackets $\langle \rangle$ denote the average over a layer, and δ is calculated such that the probability is 10^{-6} when $d_i = R$ (the radius of a bead). Note that we checked with a molecular dynamics simulation that prohibiting jumps does not lead to mechanically unstable packings. The evolution of the packing fraction during the simulation with jumps and with strongly inhibited jumps is shown in Fig. 4. This graph reveals that, without significant jumps, the increase of packing fraction during the initial evolution is slower. This seems to make sense as some large displacements do not occur in this case. But, surprisingly, the packing obtained after a large number of taps is less dense without jumps than with jumps. In terms of energy landscape, this can be interpreted as two states that are separated by high potential barriers that cannot be circumnavigated by many slow events, and we can conclude that the energy landscape exploration is completely different without jumps. Although jumps are extremely rare events, they play a significant role in the evolution of the media. As we have noted earlier, the number of these events decreases as the system compacts, and the great majority of jumps happens during the first 250 taps. So the initial behavior determines the subsequent evolution. Somewhat similar to the well known memory effects reported first in Ref [9], the medium never completely forgets its initial evolution. To have better insight into the effect of jumps, we study the evolution of $\langle \Delta r^2(t) \rangle = \langle (\vec{r}(t) - \vec{r}(0))^2 \rangle$, where $\vec{r}(t)$ is the grain position at time (i.e. number of taps) t ,

with and without jumps. The brackets $\langle \rangle$ denote the average over the grains. The results are reported in Fig. 5 for a dilation parameter $\varepsilon = 0.05$. In the two cases a subdiffusive behavior is found. Note that it is not possible to compare directly the two evolutions, since the packing fractions are not the same with jumps or with inhibited jumps. A modified random walk model that mimics the cage motion can, nevertheless, shed new light on the diffusive properties without jumps, where cage motion is the only allowed displacement. Two main characteristics were introduced in this model. First, an increase in packing fraction (thus decrease in cage size) results in decreased mean grain displacements. Second, the high anticorrelation of the motion inside a cage: Since the cage is a closed space the probability to have at time t a step in the opposite direction of the step at time $t - 1$ is higher than the probability to have these two steps in the same direction. A 3D random walk is then generated for 4096 walkers. The step magnitude is chosen to fit the decrease of the void in the sample : $d_i = \alpha(\Phi(t)^{-1} - 1)^{1/3}$. The fitting parameter α is adjusted to have the same mean displacement in the numerical simulation and in the random walk. Finally, the direction of the step is chosen as follows: The azimuthal angle $\theta(t)$ is chosen uniformly between 0 and 2π and the polar angle is given by $\varphi(t) = \pi - \varphi(t-1) + \eta$, where η is a Gaussian noise of average zero and of variance $\pi(\Phi_{max} - \Phi)/(\Phi_{max} - \Phi_0)$. The values Φ_0 and Φ_{max} are, respectively, the initial value of the packing fraction ($t = 0$) and the packing fraction obtained at the end of the simulation (averaged between $t = 9900$ and $t = 10000$.) This decrease of the variance mimics the increase of anticorrelation with the increase in packing fraction Φ . We have reported in Fig. 5 $\langle (\vec{r}(t) - \vec{r}(0))^2 \rangle$ obtained by the random walk model using the fit

parameter α corresponding, respectively, to the data with jumps and with inhibited jumps. This random walk describes correctly the evolution of $\langle (\vec{r}(t) - \vec{r}(0))^2 \rangle$ without jumps, as expected, but fails to describe the behavior with jumps. The initial evolution is too slow, as shown in the inset of Fig. 5, and the final evolution shows correlations which are too weak to describe the bead motion. The creation of a void large enough to allow a jump requires not only the motion of the first neighbors but also the motion of a large cluster [18]. Consequently, although the jumps are low probability events, they affect the motion of all the beads and thus the dynamics with jumps corresponds to more complex mechanisms.

We have studied experimentally and numerically the bead motion during compaction of a granular medium. We have demonstrated that extremely rare "microscopic" events (jumps) have huge consequences on the "macroscopic" behavior: Simulations show that compaction is slower, and that the state reached after many taps is less dense if the jumps are "inhibited". This result is important and surprising because, in an equilibrium system, such rare events have negligible effects on its overall evolution. Such results, obtained for an out-of-equilibrium granular medium, should also be valid for other out-of-equilibrium systems (glasses, colloids, etc.) and could be useful for the study of segregation of granular mixtures under shearing [19].

Acknowledgments: We acknowledge funding from French ministry of education and research (ACI énergie et conception durable). M.T. and W.L. acknowledge funding from NASA Grant NAG-32736, and equipment funding from the Office of Naval Research.

-
- [1] P. Richard, M. Nicodemi, R. Delannay, P. Ribière et D. Bideau, *Nature Materials*, **4**, 121-128 (2005).
 - [2] J.B. Knight, C.G. Fandrich, C.N. Lau, H.M. Jaeger and S.R. Nagel, *Phys. Rev. E*, **51**, 3957 (1995); E.R. Nowak, J.B. Knight, E. Ben-Naim, H.M. Jaeger and S.R. Nagel, *Phys. Rev. E* **57**, 1971 (1998). F. X. Villarruel and B. E. Lauderdale and D. M. Mueth and H. M. Jaeger *Phys. Rev. E* **61**, 6914 (2000).
 - [3] G. Marty and O. Dauchot *Phys. Rev. Lett.* **94**, 015701 (2005).
 - [4] E.R. Weeks, J.C. Crocker, A.C. Levitt, A. Schofield, and D.A. Weitz, *Science*, **287**, 627 (2000). P. Hadravsky and E.R. Weeks, *Current Opinion in Colloid & Interface Science*, **7**, 196 (2002). R.E. Courtland and E.R. Weeks, *J. Phys. Cond. Matter.*, **15**, S359, (2003).
 - [5] E. Bertin, J.P. Bouchaud and F. Lequeux, *cond-mat/0501192v1* (2005)
 - [6] L. Berthier, Yield stress, *J. Phys. Cond. Matter.*, **15**, S933 (2003)
 - [7] O. Pouliquen, M. Belzons, and M. Nicolas, *Phys. Rev. Lett.* **91**, 014301 (2003)
 - [8] J. Berg and A. Mehta, *Phys. Rev. E* **65**, 031305 (2002)
 - [9] C. Josserand, A. Tkachenko, D.M. Mueth and H.M. Jaeger, *Phys. Rev. Letters*, **85**, 3632 (2000).
 - [10] P. Philippe and D. Bideau, *Europhys. Letters*, **60**, 677 (2002).
 - [11] H. A. Makse and J. Kurchan, *Nature* **415**, 614, (2002)
 - [12] G. D'anna, P. Mayor, A. Barrat, V. Loreto and F. Nori, *Nature*, **424**, 909 (2003)
 - [13] G. D'anna and G. Gremaud, *Nature*, **413**, 407 (2001)
 - [14] P. Ribière, P. Richard, D. Bideau and R. Delannay *Eur. Phys. J. E* **16**, 415 (2005).
 - [15] P. Ribière, PhD Thesis, university of Rennes, France (2005)
 - [16] P. Philippe and D. Bideau, *Phys. Rev. E* **63**, 051304 (2001).
 - [17] A. Mehta and G. C. Barker, *Phys. Rev. Lett.* **67**, 394 (1991).
 - [18] M. Toiya, J. Stambaugh, and W. Losert, *Phys Rev Lett.* **93**, 088001 (2004).
 - [19] G. Berton, R. Delannay, P. Richard, N. Taberlet and A. Valance, *Phys. Rev. E* **68**, 051303 (2003).