

Photoexcited electron dynamics in Kondo insulators and heavy fermions

Jure Demsar¹, Verner K. Thorsmølle², John L. Sarrao², and Antoinette J. Taylor²

¹*Jozef Stefan Institute, Jamova 39, SI-1000, Ljubljana, Slovenia and*

²*Los Alamos National Laboratory, Los Alamos, New Mexico 87545, USA*

We have studied the photoexcited carrier relaxation dynamics in the Kondo insulator SmB₆ and the heavy fermion metal YbAgCu₄ as a function of temperature and excitation level. The dynamic response is found to be both strongly temperature dependent and nonlinear. The data are analyzed with a Rothwarf-Taylor bottleneck model, where the dynamics are governed by the presence of a narrow gap in the density of states near the Fermi level. The remarkable agreement with the model suggests that carrier relaxation in a broad class of heavy electron systems (both metals and insulators) is governed by the presence of a (weakly temperature dependent) hybridization gap .

Recent experiments on the photoexcited electron dynamics in heavy fermion metals have shown that the picosecond (ps) relaxation time of the photoinduced (PI) reflectivity increases by more than two orders of magnitude upon cooling from 300 to 10 K [1, 2]. In contrast, the dynamics of their non-magnetic analogues were similar to conventional metals like Au and Ag [3], and could be described by the so-called two-temperature model (TTM) [3, 4], where the ps recovery is governed by electron-phonon (e-ph) thermalization. The relaxation times in magnetic and non-magnetic compounds were quite similar at high temperatures (T) suggesting the TTM as a starting point for understanding the relaxation processes also in heavy fermions. The TTM analysis of the dynamics showed that the relaxation process in heavy fermions can be accounted for using a simple e-ph thermalization, assuming that there exists a mechanism for e-ph scattering suppression when both the initial and final electronic states lie within the peak in the density of states (DOS) at the Fermi level (E_f) [1, 2]. It was argued that the small Fermi velocity compared to the sound velocity may be the origin of this suppression, because, in this case, the energy and momentum conservation law suppresses e-ph thermalization [2].

In the previous work, there were some observations that were not described by the TTM model, such as the anomalous rise-time dynamics observed in YbAgCu₄ at low T [1]. Importantly, similar T-dependent rise-time dynamics have also been observed in superconductors [5]. Furthermore, the T-dependence of the relaxation rate observed in YbAgCu₄ also closely resembles the data on superconductors, both conventional [5] and cuprate [6, 7]. The very similar behavior of the PI carrier dynamics in superconductors and heavy electron systems suggests that the physics governing the relaxation dynamics in heavy electron compounds may need to be reconsidered. Indeed, if hybridization of the local f-moments with conduction electrons leads to the opening of a well established (indirect) hybridization gap (E_g) near E_f [8, 9], similar relaxation bottleneck is expected as observed in superconductors [13]. The analogy with superconductors is straightforward for the case of Kondo insulators, where

E_f lies within the gap [8]. However, the same bottleneck physics [13] is expected to be effective even in the case of metallic heavy fermions, if E_f lies close to the hybridization gap edge (if the distance between the gap edge and $E_f \ll E_g$).

Relaxation phenomena for nonequilibrium superconductors have revealed some of the most intriguing problems in condensed matter physics since the 1960's [10]. The presence of the superconducting gap in the single particle excitation spectrum presents a relaxation bottleneck. The minimal model that describes the relaxation of the (photo)excited superconductor was formulated in 1967 by Rothwarf and Taylor [11]. Pointing out that the phonon channel should be considered when discussing relaxation processes, they described the relaxation dynamics by two coupled nonlinear-differential equations [11]. While in the low perturbation limit the equations can be linearized [12], it was shown only recently that approximate analytical solutions can be obtained for all limiting cases [13]. Analytical solutions enable comparison of the experimental data with the model, and have revealed that the Rothwarf-Taylor (RT) model can account for both the rise-time dynamics [5] as well as the superconducting state recovery as a function of excitation fluence (F) and T [13].

In this Letter, we present the first detailed study of the carrier relaxation dynamics in heavy electron systems as a function of excitation level. Utilizing a low repetition rate optical parametric amplifier we were able to measure the F -dependence of the reflectivity transients in the Kondo insulator SmB₆ and heavy fermion YbAgCu₄ over more than three orders of magnitude in F . Both the transient amplitude and the relaxation rate were found to be strongly F -dependent. Moreover, both observations are found to be consistent with the RT model implying that the relaxation phenomena in Kondo insulators, as well as in heavy fermion metals, are governed by a phonon bottleneck mechanism arising from the presence of the hybridization gap in the DOS at E_f . The temperature dependence of the transient amplitude and relaxation rate further supports this scenario, and the extracted values of the hybridization gap are in good agreement with the

published data. The data suggest that the hybridization gap is, to a first approximation, T-independent consistent with the periodic Anderson lattice model in the $U = 0$ limit [9, 14].

In order to study the F -dependence of the dynamical response at low T while minimizing the continuous heating of the probed spot due to laser excitation, we used an amplified Ti:Al₂O₃ laser system and an optical parametric amplifier operating at 250 kHz producing sub 100 fs pulses. The experiments were performed using a standard pump-probe set-up. The samples were excited at 3.0 eV with F ranging from 0.5 to 600 $\mu\text{J}/\text{cm}^2$, while the PI changes in reflectivity were measured at a photon energy of 1.67 eV. The lowest F used in this study was only about a factor of 5 higher than F used in an earlier study [1], while the maximum F is more than 1000 times higher. Moreover, since the repetition rate of the amplified system is 3 orders of magnitude lower than in the high repetition rate system [1], the effect of sample heating is minimized.

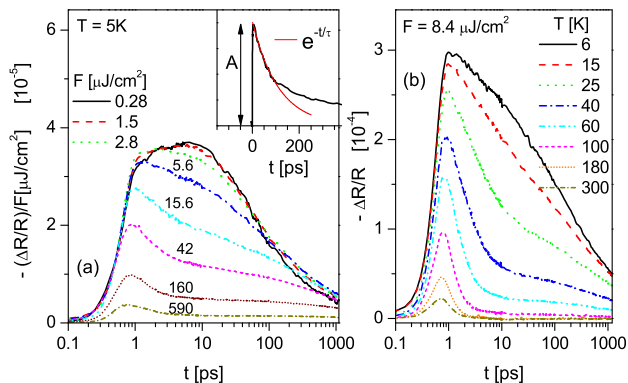


FIG. 1: (a) The F dependence of the PI reflectivity taken in YbAgCu₄ at 5 K. The data are normalized to F to emphasize the sub-linear F -dependence of the amplitude A . (b) The T-dependence of the PI reflectivity taken at $F = 8.4 \mu\text{J}/\text{cm}^2$. The inset to (a) illustrates the way A and τ are extracted from the raw data; the data set taken at 5 K and $F = 0.28 \mu\text{J}/\text{cm}^2$ serves as an example.

Figure 1(a) presents the PI reflectivity in YbAgCu₄ measured at 5 K while F is varied from 0.28 to 580 $\mu\text{J}/\text{cm}^2$. All the reflectivity traces in panel (a) are normalized to F , i.e. $\Delta R/R$ is divided by F in units of $\mu\text{J}/\text{cm}^2$. For a linear response, all the traces normalized to F would lie on top of each other; this is clearly not the case. The inset shows the data taken at 0.28 $\mu\text{J}/\text{cm}^2$ on a linear scale. The recovery dynamics is found to be non-exponential, and the relaxation non-universal, which is to be expected in the non-linear regime. Therefore, when performing a quantitative analysis of the data, we analyze the amplitude of the transients, A , and the initial relaxation rate, τ^{-1} , extracted by fitting the early

relaxation dynamics with exponential decay (see inset to panel (a)).

At the lowest F , the data are consistent with the low T data obtained in an earlier study [1]. The initial femtosecond rise-time (~ 200 fs, resolution limited) is followed by a further increase of the signal on a ps timescale. The recovery dynamics proceeded on a 100 ps timescale. As F is increased, the PI transient is changed dramatically. The second-stage risetime becomes faster and above $F \approx 4 \mu\text{J}/\text{cm}^2$ the rising edge is resolution limited. The decay rate is also weakly F -dependent up to $\approx 4 \mu\text{J}/\text{cm}^2$ and increases by almost 2 orders of magnitude as F is further increased to the 100 $\mu\text{J}/\text{cm}^2$ range. Moreover, the amplitude A shows linear F -dependence up to $F \approx 4 \mu\text{J}/\text{cm}^2$, while at higher fluences $A \approx \sqrt{F}$. Panel (b) shows the T-dependence of the reflectivity transient taken at constant F . The behavior is similar to earlier low F data [1], revealing two orders of magnitude increase in the relaxation rate upon warming to 300 K, while A gradually decreases.

Figure 2 presents F - and T-dependence of the PI reflectivity in the Kondo insulator SmB₆ [8]. The behavior is very similar to YbAgCu₄. The main difference is that in SmB₆ no anomalous two-stage risetime is observed. The fluence at which A departs from $A \propto F$ is near 12 $\mu\text{J}/\text{cm}^2$.

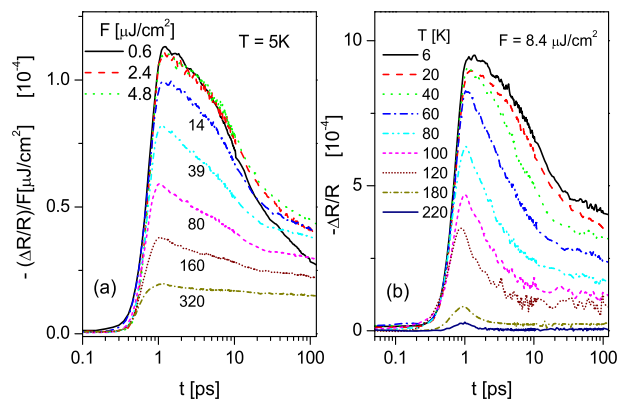


FIG. 2: (a) The F -dependence of the PI reflectivity in the Kondo insulator SmB₆ at 5 K. The data have been normalized to F in order to emphasize the sub-linear F -dependence of the amplitude. (b) The T-dependence of the PI reflectivity taken at $F = 8.4 \mu\text{J}/\text{cm}^2$.

Before analyzing the F - and T-dependence of the PI reflectivity transients, we briefly review the RT model and its solutions, using language appropriate for a photoexcited narrow gap semiconductor. Following photoexcitation, high energy electrons initially release their energy via e-e and e-ph scattering. After this process, which usually proceeds on a sub-ps timescale [3], the system is characterized by excess densities of electron-hole pairs (EHP) and high frequency phonons (HFP). When an

EHP with an energy $\geq E_g$ (E_g is the gap) recombines a high frequency phonon ($\omega > E_g$) is created. Since HFP can subsequently excite EHP, the recovery is governed by the decay of the HFP population [11]. The dynamics of EHP and HFP populations is determined by [11]

$$\begin{aligned} dn/dt &= \eta N - Rn^2, \\ dN/dt &= -\eta N/2 + Rn^2/2 - \gamma(N - N_T). \end{aligned} \quad (1)$$

Here n and N are the concentrations of EHP and HFPs, respectively, η is the probability for EHP creation by HFP absorption, and R the rate of electron-hole recombination with the creation of a HFP. N_T is the concentration of HFPs in thermal equilibrium, and γ their decay rate (governed either by anharmonic decay or by diffusion out of the excitation volume).

The thermal equilibrium concentrations of HFPs and EHPs (n_T) satisfy the detailed balance equation $Rn_T^2 = \beta N_T$. Depending on the initial conditions (n_0 and N_0 , which are concentrations of EHP and HFP after photoexcitation and the initial e-e and e-ph avalanche process) and the ratio of γ/η , several different regimes are realized [13]. It follows from the RT analysis that the ps risetime dynamics is observed at low F when photoexcitation and the initial avalanche processes lead to an excess phonon population with respect to the detailed balance condition; i.e. $Rn_0^2 < \beta N_0$ [13]. This is followed by the "thermalization" of EHP and HFP distributions leading to quasi-stationary distributions of n_s and N_s that satisfy [5, 13]

$$Rn_s^2 = \beta N_s; \quad n_s = \frac{R}{4\eta} \left(\sqrt{1 + \frac{16R}{\eta} n_0 + \frac{8R}{\eta} N_0} - 1 \right). \quad (2)$$

Since the PI reflectivity (absorption) is proportional to the PI carrier density, the resulting PI reflectivity shows an initial fast rise-time ($n(t)$ reaches n_0) followed by a ps rise where $n(t)$ reaches n_s . Recovery proceeds on a much longer timescale and is governed by HFP decay.

There are several important predictions of the model that can be used to determine whether photoexcited carrier dynamics in heavy electron systems indeed follow the RT kinetics. First, we should note that the dynamics at low T should be strongly F -dependent. Since the amplitude A is a measure of the PI e-h density, i.e. $A \propto n_s - n_T$, and n_0 and N_0 are, at low- T , proportional to F , it follows from Eq.(2) that $A \propto \sqrt{1 + cF} - 1$, where c is a constant. As seen in Fig. 3(a) the F -dependence of A for both SmB_6 and YbAgCu_4 is in excellent agreement with the model.

The initial relaxation rate τ^{-1} is given by [13]

$$\tau^{-1} = \frac{2R\gamma(n_s + n_T)}{\eta^2(1 + 2\gamma/\eta)}. \quad (3)$$

It suggests that at low F , when $n_s \approx n_T$, the relaxation rate should be F -independent, while at high fluences,

$\tau^{-1} \propto F$. As shown in Fig. 3(b) the data for SmB_6 agree well with the model over the entire range of F . In YbAgCu_4 , on the other hand, at high F the experimental τ^{-1} increases faster than the theoretical prediction, finally saturating. Saturation is also observed in $A(F)$ for both compounds. This saturation can be attributed to the PI smearing of the hybridization gap structure.

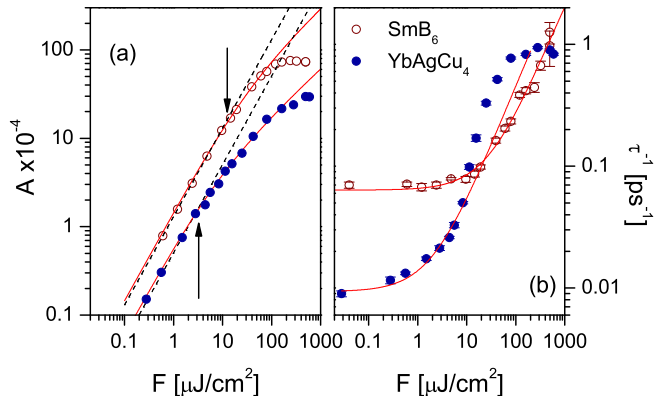


FIG. 3: The F -dependence of (a) the amplitude A and (b) the initial relaxation rate τ^{-1} for SmB_6 and YbAgCu_4 at 5 K. Solid lines are fits to the data with the RT model, $A \propto \sqrt{1 + cF} - 1$ and $\tau^{-1} \propto (n_s + n_T)$ (see text), while dashed lines in panel (a) represent the best linear fit (arrows indicate the departure from $A \propto F$ dependence).

The present F -dependence studies clearly support the idea of electron relaxation dynamics in heavy electron compounds being governed by the presence of a hybridization gap in the DOS. Moreover, as was shown in Ref. [13], the T -dependencies (at constant F) of both A and τ^{-1} are governed by the T -dependence of the number density of thermally excited EHP's, n_T . It was shown that $n_T \propto \mathcal{A}^{-1} - 1$, where $\mathcal{A}(T) = A(T)/A(T \rightarrow 0)$. It is easy to demonstrate that the T -dependence of τ^{-1} is governed by the T -dependence of n_T as well. Assuming R , γ , and η to be T -independent, Eq.(3) can be rewritten as $\tau^{-1}(T) = C[(n_s - n_T) + 2n_T]$, where C is a proportionality constant. Furthermore, since $A \propto n_s - n_T$ and $n_T \propto \mathcal{A}^{-1} - 1$, it follows that

$$\tau^{-1}(T) = C[D(n_T + 1)^{-1} + 2n_T], \quad (4)$$

where D is a constant that depends only on the photoexcitation intensity. Therefore, for constant F , $\tau^{-1}(T)$ is entirely determined by the T -dependence of n_T .

In a narrow band semiconductor the T -dependence of n_T depends on the shape of the DOS in the energy range $\varepsilon \approx kT$ around the chemical potential. Generally, n_T is given by:

$$n_T \simeq T^p \exp(-E_g/2T), \quad (5)$$

where p is on the order of 1, depending on the exact shape of the DOS near the gap edge. For a hybridization gap

scenario, the shape of the DOS should be close to that of a BCS superconductor, where $p = 1/2$. Neither the exact shape of the low energy DOS, nor T-dependence of E_g is well known in heavy electron systems, therefore there will be some ambiguity in determining the precise value of the indirect gap E_g . However, since the main T-dependence in Eq. [5] comes from the exponential term, a rough estimate of the size and the T-dependence of E_g can be obtained.

In Figure 4(a), we plot the T-dependence of n_T for the two compounds. In both data sets n_T changes by almost 3 orders of magnitude between 20 and 200 K. Moreover, the T-dependence of n_T is far from linear (expected in the TTM scenario [4]) over the entire T-range. Furthermore, the absence of any discontinuity or change of slope in n_T at high-T suggests that the hybridization gap structure persists to high T, as observed, for example, in the photoemission spectroscopy of Kondo insulators [14]. The T-dependence of τ^{-1} shown in Fig. 4(b) further supports this conclusion: in SmB_6 , τ^{-1} increases all the way to the highest temperatures measured, while in YbAgCu_4 , τ^{-1} saturates only above ≈ 160 K.

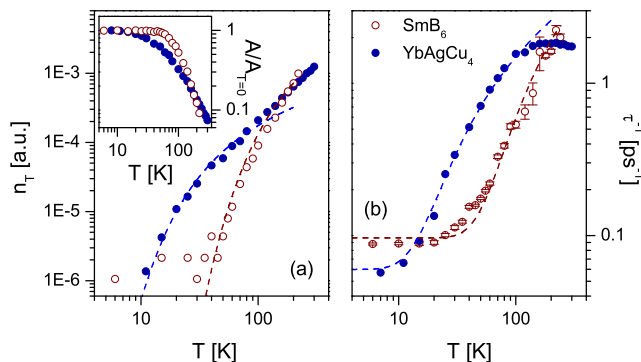


FIG. 4: The T-dependence of (a) the density of thermally excited electrons $n_T \propto \mathcal{A}^{-1} - 1$, where $\mathcal{A}(T)$ is plotted in the inset, and (b) the initial relaxation rate, τ^{-1} . The data were taken at $F = 8.4 \mu\text{J}/\text{cm}^2$. The dashed lines are fits to the data by the RT model (see text).

Based on these qualitative findings, we can apply the RT model to extract the magnitude of the indirect hybridization gap, E_g . We consider the hybridization gap to be present at all T, and to a first approximation, to be T-independent. Furthermore, we assume a BCS-like DOS near the gap edge, i.e. $p = 0.5$. Fitting n_T with Eq. (5), we find, for SmB_6 , an excellent agreement over the entire T-range with $E_g \approx 550$ K. In YbAgCu_4 , on the other hand, the agreement is good up to ≈ 120 K, with the extracted value of $E_g \approx 100$ K. At higher T in YbAgCu_4 , n_T starts to increase faster possibly due to a partial suppression of the gap at high T.

Qualitative agreement between the relaxation rate data and the model described by Eq.(3) is also straight-

forward. At the intermediate temperatures, $n_s - n_T \ll n_T$, and τ^{-1} is governed by the T-dependence of n_T exhibiting $\exp(-E_g/2T)$ behavior. At low enough T, however, $n_s \gg n_T$ and the relaxation time saturates, as observed experimentally. We fit $\tau^{-1}(T)$ data with Eq. (4) and find remarkable agreement. The extracted values of the gap are $E_g \approx 85$ K for YbAgCu_4 and $E_g \approx 350$ K for SmB_6 , somewhat lower than the values extracted from the fit to n_T . This can be partially attributed to the fact that the T-dependence of R , γ , and η was neglected, as well as to the microscopic details like gap anisotropy. Comparison with literature shows that for SmB_6 there is a large spread of published values for E_g [15]; however, our estimate is in close agreement with the T-independent pseudogap energy scale of 290 cm^{-1} (450 K) from a recent Raman scattering study [15]. The value of $E_g \approx 100$ K for YbAgCu_4 is also in close agreement with recent optical data [16]. The overall agreement and self-consistency of the data with the RT model presents a strong argument that relaxation kinetics in heavy electron systems is indeed governed by the presence of a weakly T-dependent hybridization gap, as for a periodic Anderson lattice model in the $U = 0$ limit [9, 14].

We have presented studies of photoexcited electron relaxation and recombination dynamics in the Kondo insulator SmB_6 and heavy fermion YbAgCu_4 as a function of temperature and excitation level. The dynamical response is described well using the phenomenological RT model, suggesting that the carrier relaxation and recombination dynamics in heavy electron systems are governed by the presence of a weakly T-dependent hybridization gap.

We acknowledge discussions with V. Kabanov and S. Trugman. This work was supported by US-Slovenian collaboration grant BI-US/05-06/023 and US DOE LDRD program.

-
- [1] J. Demsar, et al., *Phys. Rev. Lett.* **91**, 027401 (2003).
 - [2] K. H. Ahn, et al., *Phys. Rev.* **B 69**, 45114 (2004).
 - [3] R.H.M. Groeneveld, R. Sprik, A. Lagendijk, *Phys. Rev.* **B 51**, 11433 (1995), and the references therein.
 - [4] M. Hase, et al., *Phys. Rev. B* **71**, 184301 (2005).
 - [5] J. Demsar, et al., *Phys. Rev. Lett.* **91**, 267002 (2003).
 - [6] M.L. Schneider, et al., *Europhys. Lett.* **60**, 460 (2002).
 - [7] J. Demsar, et al., *Phys. Rev.* **B 63**, 054519 (2001).
 - [8] P.S. Riseborough, *Adv. in Phys.* **49**, 257 (2000).
 - [9] A.C. Hewson, *The Kondo Problem to Heavy Fermions*, (Cambridge University Press, Cambridge, 1993), L. De-giorgi, *Rev. Mod. Phys.* **71**, 687 (1999).
 - [10] "Nonequilibrium Superconductivity", Eds. D.N. Langenberg and A.I. Larkin, North-Holland Physics Publishing, 1986.
 - [11] A. Rothwarf and B.N. Taylor, *Phys. Rev. Lett.* **19**, 27 (1967).

- [12] S.B. Kaplan, et al., *Phys. Rev.* **B 14**, 4854 (1976).
- [13] V.V. Kabanov, J. Demsar, D. Mihailovic, *Phys. Rev. Lett.* **95**, 147002 (2005).
- [14] J.J. Joyce, et al., *Phil. Mag.* **B 79**, 1 (1999).
- [15] P. Nyhus, et al., *Phys. Rev.* **B 55**, 12488 (1997) and the references therein.
- [16] J.N. Hancock, et al., *Phys. Rev. Lett.* **92**, 186405 (2004).