

Organometallic Benzene-Vanadium Wire: One-Dimensional Half-Metallic Ferromagnet.

Volodymyr V. Maslyuk¹, Alexei Bagrets^{1,2}, Thomas Bredow³ and Ingrid Mertig^{1*}
¹*Martin-Luther-Universität Halle-Wittenberg, Fachbereich Physik, D-06099 Halle, Germany*
²*Institut für Nanotechnologie, Forschungszentrum Karlsruhe, D-76344, Germany*
³*Institut für Theoretische Chemie, Universität Hannover, D-30167 Hannover, Germany*
(Dated: November 5, 2018)

Using density functional theory we have performed theoretical investigations of the electronic properties of a free-standing one-dimensional organometallic vanadium-benzene wire. This system represents the limiting case of multi-decker $V_n(C_6H_6)_{n+1}$ clusters which can be synthesized. We predict that the ground state of the wire is a 100% spin-polarized ferromagnet (half-metal). Its density of states is metallic at the Fermi energy for the minority electrons and shows a semiconductor gap for the majority electrons. We found that the half-metallic behavior is conserved up to 12%, longitudinal elongation of the wire. However, under further stretching, the system exhibits a transition to a high-spin ferromagnetic state that is accompanied by an abrupt jump of the magnetic moment and a gain of exchange energy.

PACS numbers: 71.20.-b, 75.50.-y, 75.75.+a, 85.75.-d

During the last years, molecular magnets have been attracting enormous attention, because they are considered as potential candidates for future applications in high-density information storage and quantum computing. Among such novel systems, we would like to focus on vanadium-benzene multi-decker clusters (V_nBz_{n+1} , $Bz=C_6H_6$). These are molecular magnets appearing in a gas phase [1, 2]. The synthesis of the V-Bz clusters was realized during a reaction of laser-vaporized metal atoms with benzene in He atmosphere [2, 3]. The mass spectrometric measurements [2, 4] and theoretical studies [5, 6, 7] suggested that V_nBz_{n+1} clusters, approaching a length of up to $n = 6$ (18 Å), should have a one-dimensional structure which is settled by the metal-ligand interactions confined to a single molecular axis.

In this Letter, we present the study of the infinite one-dimensional (1D) organometallic vanadium-benzene (V-Bz) wire shown in Fig.1 which could be considered as the limiting case of the V_nBz_{n+1} clusters with $n \rightarrow \infty$. We have performed *ab initio* calculations of the electronic structure of the system and predict that the wire under consideration is a *new* unusual example of the *one-dimensional* half-metallic ferromagnet. It has integer magnetic moment of $1\mu_B$ per unit cell and the spin-polarized band structure with finite density of states at the Fermi level for one spin channel and a semiconductor gap for the other spin channel (Fig.2). Thus, the electronic properties of this organometallic wire are similar to that of the known Heusler compound NiMnSb which has been predicted by de Groot *et al.* in 1983 to be a half-metal [8]. Due to a spectacular electronic structure such wire or its finite fragment would act as a nearly perfect spin-filter with very high magnetoresistance ratio when it is placed between ferromagnetic electrodes in the two-terminal spin-polarized-STM like set-up [9].

Our calculations are based on density functional the-

ory and were performed within the linear combination of atomic orbitals formalism implemented in the highly accurate CRYSTAL code [10]. The Perdew-Wang [11] parametrization for the exchange and correlation energy was used. The description of the electron subsystem was done with the full electron basis set 6-311G** [12] for carbon and hydrogen atoms and with a frozen core basis set SBKJC [13] for vanadium. The convergent results were achieved using the grid of 24 k -points in the 1D Brillouin zone. The wire under consideration (Fig.1) has a one-dimensional hexagonal lattice with $P6/mmm$ (D_{6h}^1) rod symmetry. From calculations of the total energy of the system we have found that the optimal structure corresponds to the following interatomic distances: $d_{VBz}=1.69$ Å, $r_{CC}=1.45$ Å and $r_{CH}=1.09$ Å. These data are in a good agreement with other theoretical studies of V-Bz clusters [14, 15]. We have also examined another, staggered-type, geometry of the wire when the consecutive benzol rings were rotated by 30° with respect to each other. We have found that the staggered geometry

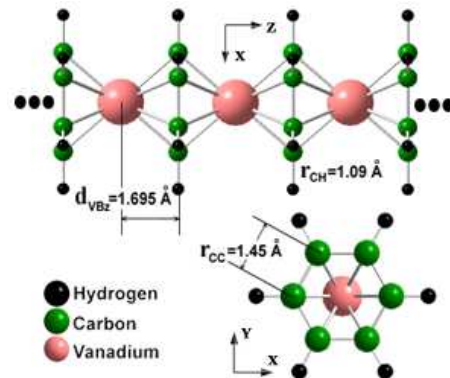


FIG. 1: (Color online) The structure of the $V(C_6H_6)$ wire.

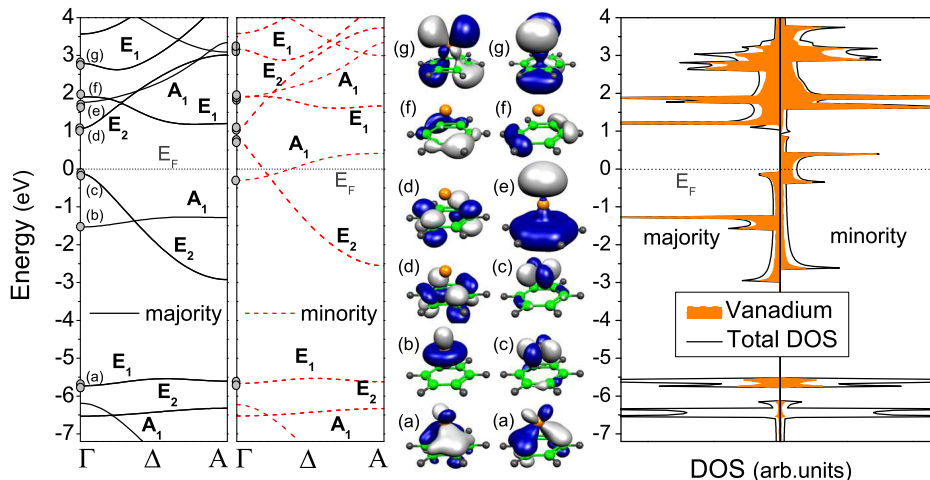


FIG. 2: (Color online) The spin-resolved band structure (left plot) and the DOS (right plot) of the $V(C_6H_6)$ wire in the ferromagnetic phase. The labels nearby the circles at the band structure plot indicate crystalline orbitals of the wire calculated for the Γ point. These functions are shown in the center. The corresponding orbitals of the minority and majority spin bands have practically the same shape.

is energetically less favorable, with a total energy being 0.06 eV higher than the lowest-energy of the wire with of D_{6h}^1 symmetry. Moreover, our calculations showed that the rotation of the benzene ring does not change the electronic properties of the wire.

In Fig.2 we present the spin-polarized band structure of the V-Bz wire (left plot) together with the corresponding density of states (right plot). We accompanied these data by plotting the crystalline orbitals evaluated at the Γ -point. The symmetry of the bands corresponds to the C_{6v} point group relevant for the wire k -vectors. The notations of Ref.[16] are used throughout the text. We see from Fig.2 that for the minority spin electrons the A_1 band and the double degenerate E_2 band cross the Fermi level, while for the majority spin electrons the Fermi energy lies in the gap. The direct gap has a width of 1.18 eV while the spin-flip gap is 0.12 eV at the Γ point. Such system would have ballistic conductance of $3e^2/h$ in one spin channel and zero transmission for the other spin. To verify the obtained result we have performed additional calculations within the Vosko-Wilk-Nusair LDA-type [17] and hybrid B3LYP [18] exchange-correlation potentials together with all electron [19] and frozen core LANL2DZ [20] basis sets. We have confirmed that the half-metallic behavior is robust against details of the calculations. The exact value of the gap width and relative positions of the bands are of course subject to the chosen functional. The LDA predicts a bit smaller value for the gap (around 1.0 eV) while the hybrid B3LYP functional noticeably pulls the bands apart the Fermi level. We have also examined the antiferromagnetic (AFM) state of the wire and found it to be energetically less preferable as compared with the ferromagnetic configuration.

We show in Fig.3 the total valence charge density ($\rho_{\uparrow} + \rho_{\downarrow}$) and spin density ($\rho_{\uparrow} - \rho_{\downarrow}$) contour plots for the ferromagnetic V-Bz wire. The density plots are given for two planes: along the wire and perpendicular to it. The electronic charge density in the V-Bz bond critical point

is $0.132 e/a_0^3$. According to the Bader analysis [21] of the topology of the charge density, the covalent type of bonding is predominant. The vanadium atom is charged negatively ($-0.22e$) due to a charge transfer to benzene that agrees with the findings of Refs.[6, 22]. Thus, the ionic type of bonding is also present. The magnetic density map (Fig.3b) indicates a quite localized positive magnetic moment at the V atom ($+1.28\mu_B$) and a small negative magnetic moment ($-0.28\mu_B$) redistributed over six carbon atoms. Our value of the magnetic moment at the V atom agrees well with the theoretical data of Ref.[6] obtained for finite V_nBz_{n+1} complexes where these values varied from $1.15\mu_B$ up to $1.36\mu_B$ depending on the complex size and the vanadium position in the complex. The total magnetic moment of the wire unit cell is equal to $1.0\mu_B$. The same integer value of the total magnetic moment was obtained in EPR measurements [23, 24, 25] as well as in the calculations performed for the single V-Bz and multidecker V_nBz_{n+1} clusters with $n \leq 6$ [6, 26].

The analysis of the bands shown in Fig.2 together with data presented in Fig.3 leads to the following picture of the formation of the ground state. The fully occupied bands below -6 eV with respect to E_F arise from the to pure benzene orbitals which are not spin-split and thus play no role in the formation of the magnetic state. For energies above -6 eV the wire bands are formed from the hybridized states of the vanadium and the benzene, i.e. from molecular orbitals of the V-Bz cluster. The strong crystalline field splits the vanadium $3d$ states to the singlet A_1 state ($d_{3z^2-r^2}$) and two doublets, of E_1 (d_{xz}, d_{yz}) and E_2 ($d_{xy}, d_{x^2-y^2}$) symmetry. The doubly degenerate E_1 band just above -6 eV is formed mainly from the HOMO and HOMO-1 π -type orbitals of benzene with an admixture of d_{xz}, d_{yz} vanadium states. Due to the strong hybridization effect between the states of the same symmetry, the vanadium d_{xz}, d_{yz} levels are pushed well above the Fermi energy where they are coupled with antibonding benzene states

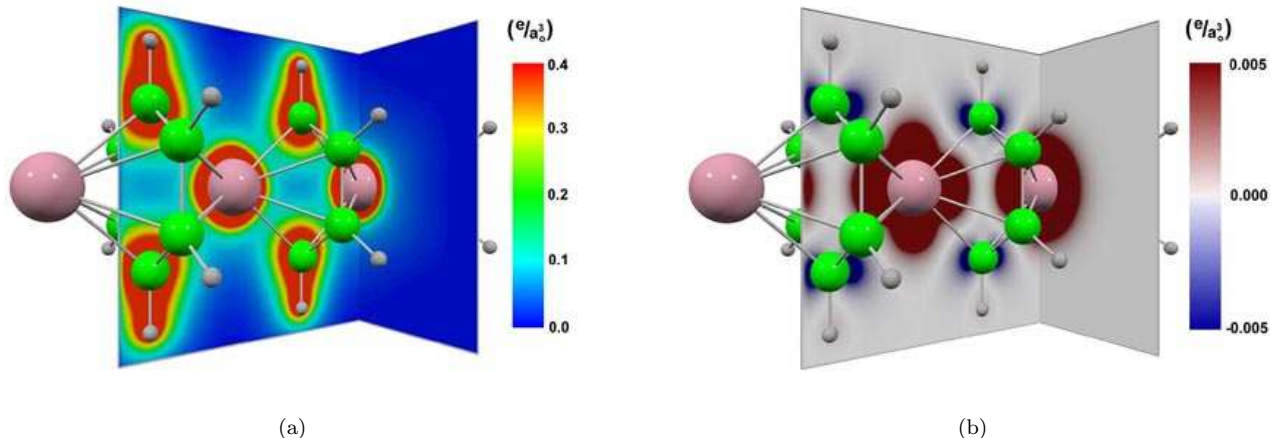


FIG. 3: (Color) Total valence charge density (a) and spin density (b) for $V(C_6H_6)$ wire.

leading to the formation of the two different bands of E_1 symmetry, marked by (f) and (g) in Fig.2. The remaining $d_{3z^2-r^2}$ and $d_{xy}, d_{x^2-y^2}$ vanadium states form two bands nearby the Fermi level, of A_1 and E_2 symmetry, respectively [they are marked by (b) and (c)]. These bands are spin-split. The vanadium atom itself has three $3d$ electrons. It turns out that in the wire the vanadium s states are shifted above E_F and are responsible for the formation of the A_1 band labelled as (e) in Fig.2. Thus, two s electrons of vanadium move to the $3d$ shell and five electrons in total wish to occupy three levels (A_1 and E_2) which are available per spin. Finally, majority spin electrons fill completely two bands of A_1 and E_2 symmetry which therefore are placed below E_F . The remaining two electrons of each unit cell are redistributed among minority spin A_1 and E_2 bands both of which are crossing the Fermi level. To conclude, the magnetic moment per unit cell is forced to be $1.0\mu_B$. The semiconductor gap in the majority spin channel is formed between two different E_2 bands one of which originates mainly from $d_{xy}, d_{x^2-y^2}$ vanadium states while the upper one comes from LUMO and LUMO-1 antibonding π^* -states of benzene.

Let us move again to Fig.3 and consider the spin density plot. We see from Fig.2 that the E_2 minority spin states nearby E_F are almost filled, therefore the magnetic moment at the vanadium atom arises mainly from the A_1 states [labelled as (b)]. As it is seen from Fig.2 the corresponding wave function (b) is nearly a pure $d_{3z^2-r^2}$ vanadium orbital so that its symmetry is reflected in the angular distribution of the spin density around the V atom. We note further more, that the small negative magnetic moment on the C atoms results from the uncompensated E_2 band (c) whose molecular orbital contains an admixture of the carbon p states (Fig.2).

We can ask further the following question: what is the origin of the exchange interaction between quite localized magnetic moments of V atoms? According to the

structure of the wire, we can assume that different mechanisms of the exchange are possible: direct exchange as well as the indirect, superexchange interaction which in the present case could be established through the π -type orbitals of benzene. To demonstrate that direct exchange between vanadium moments indeed takes place we compare the spin-projected local density of states (LDOS) at the V atom for the ferromagnetic (FM) and the antiferromagnetic (AFM) state (see Fig.4). If there would be no mutual influence of localized moments, one could expect the LDOS for both phases to be nearly identical. As it is clearly seen from Fig.4, this is not the case for the V-Bz wire. The structure of the LDOS changes for the AFM phase. The AFM phase is not any more the half-metal and is characterized by the reduced magnetic moment at the V atom ($0.62\mu_B$). The direct exchange interaction between V moments favors the FM phase to be energet-

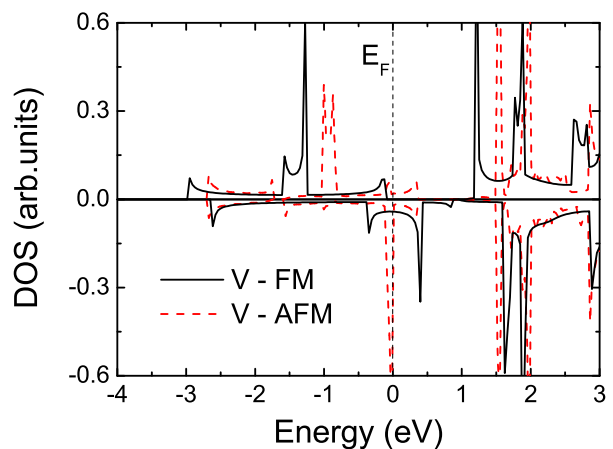


FIG. 4: (Color online) Local density of states at the V atom for FM and AFM configurations of the wire (in the AFM state the second V atom has inverted LDOS concerning spin direction compared to the first one).

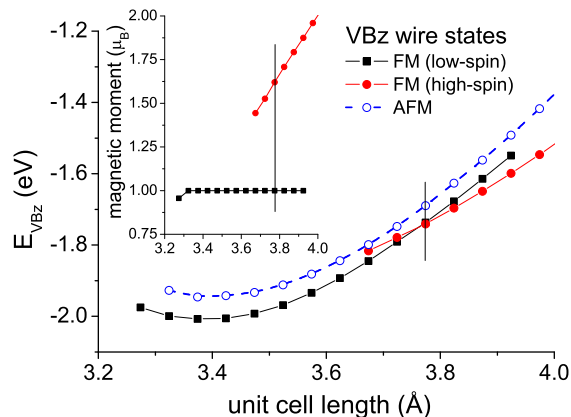


FIG. 5: (Color online) Outer plot: Binding energy E_{VBz} between V and Bz as a function of the unit cell length. Black and red lines correspond to the low- and high-spin FM states, respectively. Blue line with open circles refers to the AFM state which for any lattice constants is less preferable as compared with FM state. Inner plot: Behavior of the magnetic moment per unit cell under elongation of the wire.

ically preferable. However, we can not exclude another, indirect type of spin coupling, which is governed by the Kramers-Anderson mechanism [27, 28] of the superexchange interaction. For the considered system, because of the overlap of the HOMO (HOMO-1) π -type orbital of benzene with the d_{xz} , d_{yz} orbitals of vanadium, one of the p electrons from benzene can hop to one of the V atoms and the remaining unpaired p electron on Bz can enter into a direct exchange with the other V atom. Applying the semi-empirical Goodenough-Kanamori rules [28] regarding to the sign of the effective exchange integral, we can assume that the indirect exchange interaction tends to align vanadium moments antiparallel and thus it competes with the direct coupling.

We have also studied the effect of the longitudinal stretching on the properties of the VBz wire. Our results are summarized in Fig.5 where we show binding energy between V and Bz as a function of the unit cell length (outer plot) together with the behavior of magnetic moment (inner plot). We have found that a half-metallic state characterized by the integer magnetic moment is conserved up to $\sim 12\%$ elongation of the wire. At the critical unit cell length of about 3.75 Å, the system exhibits transition to the high-spin state. Just before the critical point the partially occupied minority spin A_1 band (b) nearby E_F is transformed to the very narrow peak pinned at the Fermi level. Under further stretching this band is pushed above E_F and a fractional charge of about $0.3e$ per unit cell from the minority spin band flows to the upper lying majority spin band of E_1 symmetry (f) which now intersects the Fermi level close to the A point of the Brillouin zone. Thus, the transition is accompanied by an abrupt jump in the magnetic moment (inserted in Fig.5), from $1\mu_B$ up to $\sim 1.6\mu_B$ per unit cell, and high spin state becomes energetically favorable

because of the gain in the exchange energy.

To conclude, using the *ab initio* density functional theory based calculations we predict, at least theoretically, a new class of half-metal ferromagnets: infinite one-dimensional organometallic vanadium-benzene $[V_n(C_6H_6)_{n+1} (n \rightarrow \infty)]$ wires. We mention, that according to our calculations, the half-metallic properties have been also found for similar systems, where V was substituted by Mn or Co as well as for hybrid systems $(M_1\text{-Bz-M}_2\text{-Bz})_n (n \rightarrow \infty)$, where M_1 and M_2 stand for different (V, Mn or Co) atoms.

We would like to thank B. Yavorsky, V. Stepanyuk and F. Evers for fruitful discussions. This work was supported by DFG, SPP 1165 "Nanodrahte und Nanorohren".

* Electronic address: volodymyr@physik.uni-halle.de

- [1] K. Miyajima *et al.*, J. Am. Chem. Soc. **126**, 13202 (2004).
- [2] K. Miyajima *et al.*, Eur. Phys. J. D **34**, 177 (2005).
- [3] K. Judai *et al.*, Chem. Phys. Lett. **270** 23 (1997).
- [4] K. Hoshino *et al.*, J. Phys. Chem. **99**, 3053 (1995).
- [5] P. Weis *et al.*, J. Phys. Chem. A **101**, 8207 (1997).
- [6] J. Wang *et al.*, J. Am. Chem. Soc. **127**, 2812 (2005).
- [7] D. Rayane, *et al.*, Chem. Phys. Lett. **375**, 506 (2003).
- [8] R.A. de Groot *et al.*, Phys. Rev. Lett. **50**, 2024 (1983)
- [9] J. Wiebe *et al.*, Rev. Sci. Instrum. **75**, 4871 (2004)
- [10] V. R. Saunders, R. Dovesi, C. Roetti, R. Orlando, C.M. Zicovich-Wilson, N. M. Harrison, K. Doll, B. Civalleri, I. Bush, Ph. D'Arco, M. Llunell *CRYSTAL2003 User's Manual*, (University of Turin, Turin, 2003).
- [11] J. P. Perdew and Y. Wang, Phys. Rev. B **45**, 13244 (1992).
- [12] R. Krishnan *et al.*, J. Chem. Phys. **72**, 650 (1980).
- [13] W. J. Stevens *et al.*, Can. J. Chem. **70**, 612 (1992).
- [14] T. Yasuike and S. Yabushita, J. Phys. Chem. A **103**, 4533 (1999).
- [15] R. Pandey *et al.*, Chem. Phys. Lett. **321**, 142 (2000).
- [16] V. Heine, *Group theory in quantum mechanics*, Pergamon Press, London, 1960.
- [17] S. H. Vosko, L. Wilk, and M. Nusair, Can. J. Phys. **58**, 1200 (1980).
- [18] A. D. Becke, J. Chem. Phys. **98**, 5648 (1993).
- [19] E. Ruiz *et al.*, J. Solid State Chem. **176**, 400 (2003).
- [20] P. J. Hay and W. R. Wadt, J. Chem. Phys. **82**, 284 (1985).
- [21] R. F. W. Bader, *Atoms in molecules: a quantum theory*. Oxford University Press, New York, 1990
- [22] C. W. Bauschlicher, Jr. *et al.*, J. Phys. Chem. **96** 3213 (1992).
- [23] F. Geoffrey *et al.*, Organometallics **2** 1150 (1983).
- [24] M. P. Andrews *et al.*, J. Phys. Chem. **90** 744 (1986).
- [25] S. M. Mattara and R. Sammynaiken, J. Chem. Phys. **106** 1080 (1997).
- [26] R. Muhida, *et al.*, J. Phys. Soc. Jpn. **73** 2292 (2004).
- [27] P. W. Anderson, Phys. Rev. **79** 350 (1950)
- [28] J. B. Goodenough, *Magnetism and the Chemical Bond*, Interscience Publishes, Inc., New York, 1963; J. Kanamori, Phys. Chem. Solids, **10**, 87 (1959)