

# Descriptive Thermodynamics

David Ford and Steven Huntsman\*  
*Physics Department, Naval Postgraduate School*  
*833 Dyer Road, Monterey, California*  
 (Dated: May 24, 2019)

Thermodynamics (in concert with its sister discipline, statistical physics) can be regarded as a data reduction scheme based on partitioning a total system into a subsystem and a bath that weakly interact with each other. The ubiquity and applicability of the scheme chiefly derives from that of partitioning protocols in experiments and observations. Whereas conventionally, the systems investigated require this form of data reduction in order to facilitate prediction, a different problem also occurs, in the context of communication networks, markets, etc. Such “empirically accessible” systems typically overwhelm observers with the sort of information that in the case of (say) a gas is effectively unobtainable. What is required for such complex interacting systems is not prediction (this may be impossible when humans besides the observer are responsible for the interactions) but rather, *description* as a route to understanding. Still, the need for a thermodynamical data reduction scheme remains. In this paper, we show how an empirical temperature can be computed for finite, empirically accessible systems, and further outline how this construction allows the age-old science of thermodynamics to be fruitfully applied to them. The particular example of TCP/IP networks will be briefly discussed.

PACS numbers: 65.40.Gr, 05.70.-a, 07.05.Kf

Keywords: empirically accessible system, thermodynamical data reduction, Terminator

## MOTIVATION: THE PASSIVE DEMON

In the following we outline a program for an alternative approach to thermodynamics and statistical physics for empirically accessible systems. Here, “empirically accessible” is taken to indicate that the microscopic details of the system-bath interaction are available not merely in principle but in actual fact. (We might properly speak of an empirically accessible membrane, but this distinction also will not bother us here.) The motivating (but by no means only) example is that of digital communication networks (see, e.g., [1], [2]), where a particular network interacting with a larger network (e.g., the Internet), constitutes the system-bath pair, and the data-exchange interactions are mediated by routers, switches, etc. that collectively act as the membrane between the system and bath. In such a case a system administrator or researcher has access to everything that is happening at the membrane on a microscopic level: i.e., the individual packets being routed through the membrane are available for inspection by a passive demon.

Before going further let us consider a more traditional example, that of a thermally conducting container filled with gaseous helium (say) and immersed in a bath of gaseous argon. Here the membrane is the container itself, and a passive demon monitors it, keeping track of all the impacts of the atoms on the two surfaces of the container, and performing the relevant averages. It can be taken for granted that, when the substances are in thermal equilibrium, this demon is able to compute the temperature [3]. Somewhat more subtly, the demon should be able to compute the temperature of the container itself (at least approximately, as a function of position, if it varies spa-

tially) at any time. The question therefore arises as to what makes the latter case any different in principle than the former, or some other one like a granular medium [4].

We claim that there is no essential difference. If, like our notional passive demon, we can obtain mesoscopic temporal and “spatial” averages as an observer at the membrane, and also keep records pointing to any information discarded in the averaging process, then we ought to be able to do thermodynamics from the bottom up, rather than from the top down. That is, an empirically accessible system affords us the opportunity to do thermodynamics in order to *describe* the system. This is a stark departure from the usual cases, in which systems are empirically inaccessible and thermodynamics is used as a way of predicting the behavior of a system whose microdynamical equations are known, but whose microstate is effectively unknowable.

In the course of this paper we will demonstrate how empirical temperatures can be calculated for any finite system whose trajectory through state space is available. As a corollary, we will obtain severe algebraic and topological restrictions for any empirical temperature defined as a function of occupation times. We will also describe an essentially universal mesoscopic data format for empirically accessible systems, enabling the explicit computation of temperatures. This in turn enables the entire thermodynamical/statistical-physical apparatus to be brought to bear on real-world problems. With that in mind, we will finally mention some of the overall directions suggested and taken by our approach.

## ISOTHERMS

Most of this section derives from [5]. We begin with some preliminaries. For the purposes of clarity and concreteness, we will be fairly specific in some of the details, but much (if not most) of the discussion to follow admits generalization/variation on the minor points. We restrict the discussion to systems with a fixed, finite state space, where the states are labeled  $\{1, 2, \dots, n\}$  for convenience and have variable (but as yet undetermined) energies  $\{E_1, E_2, \dots, E_n\}$ . The trajectory of the system through the state space evolves in continuous time starting at  $t = 0$ , and (again, for clarity and concreteness) the trajectory can be separated into disjoint epochs according to (for example) the following protocol.

The first epoch starts at

$$t = s_0 = 0$$

and ends as soon as every state has been visited at least once: the duration of this epoch is denoted  $t_\infty(s_0)$ .

The second epoch starts at  $t = t_\infty(s_0)$  and ends as soon as every state has been visited at least once during the epoch: its duration is denoted  $t_\infty(s_1)$ .

The third epoch starts at  $t = t_\infty(s_0) + t_\infty(s_1)$  and ends as soon as every state has been visited at least once during the epoch: its duration is denoted  $t_\infty(s_2)$ . Etc.

This protocol decomposes the trajectory into cycles. In this way we will effect a mesoscopic moving time average over a fixed “length” scale (reflected in the cardinality of the state space). The timescale  $t_\infty(s_i)$  is called the *Carlson depth of the  $i$ th epoch*. During the  $i$ th epoch, the state occupation times are taken to be  $\{t_1(s_i), \dots, t_n(s_i)\}$ , so that

$$\sum_{k=1}^n t_k(s_i) = t_\infty(s_i). \quad (1)$$

That is, the Carlson depth is the  $l^1$  norm on  $\mathbf{t}$ -space. (Since inner products and their resultant norms on finite-dimensional vector spaces are equivalent [6], the Carlson depth will also allow us to address topological issues in a streamlined way.)

A second preliminary point concerns the dynamical evolution of state energies in canonically distributed systems. One interpretation of thermodynamics is as a data reduction scheme based on the partitioning of the total system into a subsystem and a bath. In the setting of a canonical ensemble, the energy fluctuations between subsystem and bath must be small compared to the bath energy. This is not so much a restriction as a guide. Although the arithmetical structure of statistical physics allows the arbitrary numerical evolution of state energies, in a canonically distributed system we are constrained by the physics to interpret the underlying dynamics as simultaneous changes to the energy levels and to the bath

TABLE I: Notations employed for the  $n$ -dimensional spaces used in this work. Both the vector notations and their coordinates are shown.

Experimentalist	Theorist
$\mathbf{t}(s_i)$	$\mathbf{H}(s_i)$
$\{t_1(s_i), \dots, t_n(s_i)\}$	$\{E_1(s_i), \dots, E_n(s_i), \Theta(s_i)\}$

temperature. Another way of saying this is that temperature parametrizes the total bath energy. As a result, we are free to stipulate that the state energies always satisfy

$$\sum_{k=1}^n E_k = 0. \quad (2)$$

This is just re-attributing homogeneous fluctuations in the state energies to temperature fluctuations. With this stipulation in mind, we introduce an empirical temperature parameter  $\Theta$ , and two sets of coordinate systems. See table I.

It is natural to ask how to transform from one set of coordinates to the other. The transformation in one direction, from  $\mathbf{H}$ - to  $\mathbf{t}$ -space, is the conventional aim of statistical physics. The only sticking points in this direction are the identification of a total time (this is trivial) and the computation of the partition function (this is usually rather involved for infinite systems, but also trivial for finite ones in the sense that the computation takes place in time  $O(n)$ ).

The other direction is far less explored, and negotiating it will allow us to bring the tools of thermodynamics and statistical physics to bear on a host of real-world problems. Without any constraints (e.g., the internal energy of the system is not fixed), a Boltzmann-Gibbs *Ansatz* for the state occupation probabilities is underdetermined, i.e., the assignment

$$\frac{t_k(s_i)}{t_\infty(s_i)} = p_k^{(t)} \equiv p_k^H(s_i) = \frac{e^{-\frac{E_k(s_i)}{\Theta(s_i)}}}{Z(s_i)} \quad (3)$$

still does not uniquely specify a point in  $\mathbf{H}$ -space but only a ray.

Suppose that the state probabilities change slightly, say from one epoch to the next:

$$\begin{aligned} \Delta p_k^{(t)}(s_i) &:= p_k^{(t)}(s_{i+1}) - p_k^{(t)}(s_i) \\ \Delta p_k^{(H)}(s_i) &:= p_k^{(H)}(s_{i+1}) - p_k^{(H)}(s_i). \end{aligned} \quad (4)$$

The innocuous equation

$$\Delta p_k^{(H)}(s_i) \equiv \Delta p_k^{(t)}(s_i) \quad (5)$$

is the essence of the Matched Invariants Principle (MIP): probability shifts agree in both coordinate systems.

In what follows, we can dispense with the specification of particular epochs. The MIP implies that the total differential of each of the state probabilities can be written in two ways:

$$\begin{aligned}\langle \nabla^t p_k^{(t)} | d\mathbf{t} \rangle &= dp_k^t \\ \langle \nabla^H p_k^{(H)} | d\mathbf{H} \rangle &= dp_k^H\end{aligned}\quad (6)$$

Now for each set of gradients, only  $n-1$  are linearly independent. In particular, the sets of gradients each span tangent spaces to spheres, because probabilities are constant on rays in both  $\mathbf{H}$ - and  $\mathbf{t}$ -space. Consequently, we can expand the differentials in terms of (say) the first  $n-1$  gradients:

$$\begin{aligned}d\mathbf{H} &= \sum_{k=1}^{n-1} \frac{\nabla^H p_k^{(H)}}{\|\nabla^H p_k^{(H)}\|} dr_k^H \\ d\mathbf{t} &= \sum_{k=1}^{n-1} \frac{\nabla^t p_k^{(t)}}{\|\nabla^t p_k^{(t)}\|} dr_k^t\end{aligned}\quad (7)$$

Here we have introduced the differentials of new affine parameters in the  $dr$  quantities. They are defined so that (7) holds. Because the first  $n-1$  gradients are linearly independent and span tangent spaces to spheres, these affine differentials are well-defined quantities.

Combining (6) and (7) immediately yields the thermodynamic evolution equation (TEE)

$$\begin{aligned}\langle \nabla^t p_k^{(t)} | \sum_{j=1}^{n-1} \frac{\nabla^t p_j^{(t)}}{\|\nabla^t p_j^{(t)}\|} dr_j^t \rangle &= \\ \langle \nabla^H p_k^{(H)} | \sum_{j=1}^{n-1} \frac{\nabla^H p_j^{(H)}}{\|\nabla^H p_j^{(H)}\|} dr_j^H \rangle\end{aligned}\quad (8)$$

It is a system of first-order ordinary differential equations, and the standard existence and uniqueness results apply. The TEE can be recast more compactly. Introduce the matrices

$$\begin{aligned}M_{jk}^{(t)} &:= \frac{\langle \nabla^t p_k^{(t)} | \nabla^t p_j^{(t)} \rangle}{\|\nabla^t p_j^{(t)}\|} \\ M_{jk}^{(H)} &:= \frac{\langle \nabla^H p_k^{(H)} | \nabla^H p_j^{(H)} \rangle}{\|\nabla^H p_j^{(H)}\|}\end{aligned}\quad (9)$$

—then the TEE becomes the matrix equation

$$\begin{aligned}d\mathbf{r}^H &= J^{(t,H)} d\mathbf{r}^t \\ J^{(t,H)} &= (\hat{M}^{(H)})^{-1} \hat{M}^{(t)}\end{aligned}\quad (10)$$

In this guise it is clear that the TEE is simply a change-of-variables formula: a Jacobian relates two sets of affine parameters. The integral curves of the TEE in either

space are circular arcs transverse to the foliation induced by the isotherms (i.e., the set of level hypersurfaces of constant temperature). This generic transversality condition implies, among other things, that the isotherms are pinched at the origin in  $\mathbf{t}$ -space. The Jacobian  $J$  simply relates the length parametrizations of these arcs, and we can use this fact to obtain isotherms numerically.

### EXAMPLE: A TWO-STATE SYSTEM

In the case of a two-state system, the preceding considerations suggest working in terms of a single probability and a single energy, i.e., we have that

$$\begin{aligned}p_1 &= p \\ p_2 &= 1-p \\ E_1 &= E \\ E_2 &= -E\end{aligned}\quad (11)$$

and some routine algebra leads from here to

$$\begin{aligned}p &= \frac{1}{1 + e^{2\frac{E}{\Theta}}} \\ \frac{E}{\Theta} &= \frac{1}{2} \log \frac{1-p}{p} = \tan \phi\end{aligned}\quad (12)$$

The probability gradients are a bit more involved to compute:

$$\begin{aligned}\nabla^t p &= -\frac{1}{t_\infty} \begin{pmatrix} p \\ 1-p \end{pmatrix} \\ \nabla^H p &= -\frac{p}{\Theta} \begin{pmatrix} 2(1-p) \\ \frac{U-E}{\Theta} \end{pmatrix}\end{aligned}\quad (13)$$

The somewhat complicated appearance of the  $\mathbf{H}$ -gradient is due to the constraint implied by the two probabilities summing to unity. In this example, the TEE is a scalar ODE, and we find that

$$\begin{aligned}\frac{dr^{(t)}}{dr^{(H)}} &= \frac{\|\nabla^H p^{(H)}\|}{\|\nabla^t p^{(t)}\|} \\ &= \frac{\Theta}{t_\infty} \sqrt{f_{F,2}}\end{aligned}\quad (14)$$

where

$$f_{F,2} := \frac{p^{-2} + (1-p)^{-2}}{4 + \log^2(p^{-1} - 1)}.\quad (15)$$

A geometrical argument (figures 1 and 2) allows for a semi-analytical determination of the isotherms in terms of a bijective *uniform temperature map* (UT map), abusively denoted

$$\Theta : \{\mathbf{t} : \mathbf{t} = \frac{t_\infty}{\sqrt{n}} \hat{\mathbf{u}}^t\} \rightarrow \{\mathbf{H} : \mathbf{H} = \Theta \hat{\mathbf{u}}^H\} \quad (16)$$

where we introduce the unit uniform vectors

$$\hat{\mathbf{u}}^t = \frac{1}{\sqrt{n}} \mathbf{1}$$

$$\hat{\mathbf{u}}^H = \hat{\mathbf{e}}_\Theta = \{0, 0, \dots, 1\}. \quad (17)$$

The requirement for bijectivity of the UT map is just a codification of the zeroth law of thermodynamics.

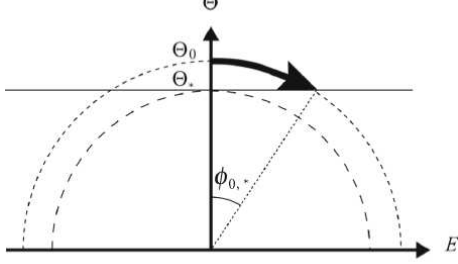


FIG. 1: Schematic geometry of the transformation for a two-state system (higher dimensions are not qualitatively any different).

The semi-circles in  $\mathbf{H}$ -space (see figure 1) map to the corresponding quarter-circles in  $\mathbf{t}$ -space (figure 2). Given a uniform temperature map, the concomitant isotherms in  $\mathbf{t}$ -space can be identified numerically by integrating the TEE.

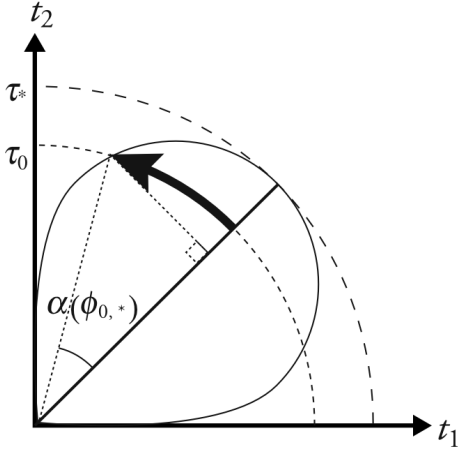


FIG. 2: Schematic of an isotherm in  $\mathbf{t}$ -space.

Briefly, suppose that we begin with the corresponding uniform points

$$\mathbf{t}_0 = \frac{t_\infty}{\sqrt{n}} \hat{\mathbf{u}}^t \equiv \tau_0 \hat{\mathbf{u}}^t$$

$$\mathbf{H}_0 = \Theta(\tau_0) \hat{\mathbf{u}}^H \equiv \Theta_0 \hat{\mathbf{u}}^H. \quad (18)$$

and jointly follow the corresponding integral curves according to

$$\int dr^t = \tau_0 \alpha(\phi_{0,*}) \quad (19)$$

and

$$\int dr^H = \Theta_0 \phi_{0,*}. \quad (20)$$

The angle in (18) is defined in accordance with the figures, which are also important aids to the following arguments. We have that

$$\Theta_* = \Theta_0 \cos(\phi_{0,*}) \quad (21)$$

Combining the last few equations, we find that

$$\alpha(\phi_{0,*}) = \frac{1}{\tau_0} \int_0^{\phi_{0,*}} \frac{dr^t}{dr^H} dr^H$$

$$= \frac{\Theta_0}{\tau_0} \int_0^{\phi_{0,*}} \frac{dr^t}{dr^H} d\phi \quad (22)$$

Recalling (14) and (21) gives the more explicit version

$$\alpha(\phi_{0,*}) = \frac{\Theta_0^2}{\tau_0^2} \int_0^{\phi_{0,*}} \frac{\cos \phi}{t_{\infty}(\phi)} \sqrt{f_{F,2}(\phi)} d\phi \quad (23)$$

Referring to the geometry of the  $\mathbf{H} \leftrightarrow \mathbf{t}$  transformation, we see that by integrating along circular arcs this could be solved numerically. However there is not much point in bothering: the differential equation will do just as well for numerical purposes. The point in this exercise is twofold. First, it highlights the geometry governing the limits of integration for the TEE for an arbitrary number of states. Second, it details the need for, and the use of, a UT map in closing the transformation equations.

## PARAMETERIZATION OF THE THE ISOTHERMS

From the preceding considerations it is clear that once a UT map is selected, the isotherms are obtained. Although the detailed geometry of the isotherms depends on the choice of UT map, some physical considerations allow us to immediately single out a particular class of candidate UT maps that all exhibit the same qualitative features.

Let us return momentarily to the specific example of the container of helium immersed in argon. To a first approximation, we can consider the atoms classically with conservative hard-body interactions. Imagine that in this idealization an active demon, through a homogeneous dilatation of the velocities, doubles the kinetic energies of all the argon atoms. The temperature (as the volume averaged kinetic energy of the atoms) that our passive demon computes is also doubled.

Now let us assume that the passive demon has a very poor sense of inertia, and that our active demon does something else in addition to the foregoing: he replaces

the passive demon's argon atoms with neon atoms of half the mass. The result of this trickery is, of course, that when the passive demon computes kinetic energies and temperature the original values are maintained. This suggests that if the same events happen more quickly, the temperature ought to be higher [7].

We can see as a result that the temperature ought to approach zero (by bijectivity, monotonically) as the Carlson depth (or any equivalent vector space norm) approaches infinity. Conversely, the temperature ought to approach infinity as the Carlson depth approaches zero. A UT map satisfying these requirements will be called topologically admissible (TA), as will the concomitant temperature function on  $\mathbf{t}$ -space. Now we have a quite detailed characterization of any topologically admissible temperature function. A caricature is provided by two examples below (Figures 3 and 4).

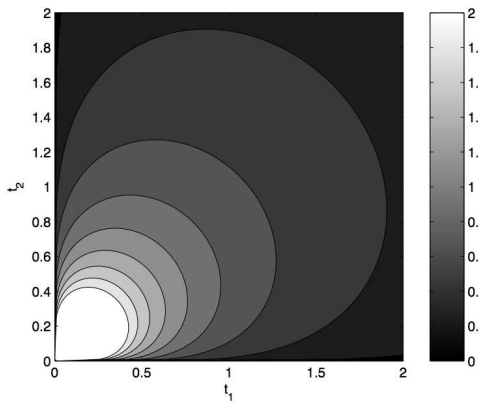


FIG. 3: Temperature function for a two-state system with the uniform temperature map  $(\frac{\sqrt{n}}{t_\infty})^\gamma$  with  $\gamma = 1$ . Both this figure and the next one were generated by an analytic formalism due to one of the authors [7] that agrees with the numerical approach discussed here.

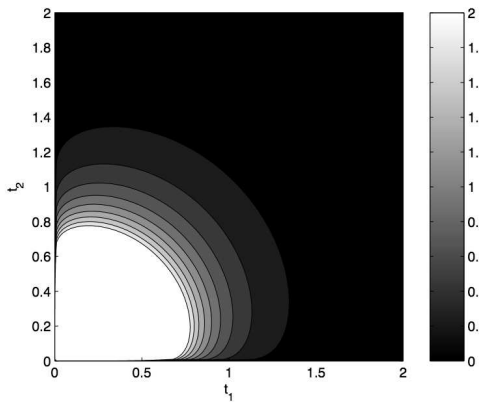


FIG. 4: Temperature function for a two-state system with the uniform temperature map  $(\frac{\sqrt{n}}{t_\infty})^\gamma$  with  $\gamma = 4$ .

It is perhaps natural to wonder if a particular TA UT map (or subclass of TA UT maps) might apply to every system. Although an answer might appear intractable, field-theoretical considerations (e.g., examination of the KMS condition [8]) appear to suggest a UT map of the form  $\Theta = \frac{k}{t_\infty}$ , where  $k$  is some constant. Publication of work in this direction is in progress by one of the authors [7] and will be reported elsewhere, together with a straightforward algebraic derivation of the isotherms in terms of a UT map.

## THE CLOSED QUEUE FORMAT

Now that we have an empirical temperature, the issue arises of how to apply it to an empirically accessible system. Towards that end we return once more to the metaphor of the passive demon monitoring abstract transactions across the membrane. In the case of our idealized gases, these transactions fall into several species according to some discretization of the phase space. For instance, consider an argon atom with momentum  $\mathbf{p}$  impinging upon the outside of the container at position  $\mathbf{x}$ , where it donates some energy to the container and scatters.

As a simplified energy transfer mechanism we might assume that the donated energy remains relatively localized as a phonon (it does not have time to diffuse much) before being absorbed by an impinging helium atom on the inside. The passive demon, having access to all this information, can say that a transition of the form

$$(\mathbf{p}, \mathbf{x}; Ar) \xrightarrow{\text{phonon}} (\dot{\mathbf{p}}, \dot{\mathbf{x}}; He) \quad (24)$$

occurred. We might generalize this example somewhat so that both system and bath contain a mixture of all the noble gases.

Having discretized phase space near the membrane, the passive demon can associate triplets as above to discrete indices. The demon might choose to consider other observables too: e.g., a binary variable indicating whether or not an atom carrying a triplet in the same phase space cell and chemical species has collided with the container in some time interval.

Then a transition of the form above is recast as

$$j \xrightarrow{\text{phonon}} \dot{j} \quad (25)$$

In general, we require that all indices for the system and bath are common: say that there are  $B$  of them. The map from the tuples in (24) to the indices in (25) defines the mesoscopic observables or *bucket labels*. The reason for such a name will be clear shortly.

Our mesoscopic data format is described by fixing some positive integer  $b$  and considering the *bucketspace* or set

of configurations of  $b$  indistinguishable balls in  $B$  buckets:

$$X_{B,b} := \{\alpha \in \mathbf{N}^B : \alpha_1 + \dots + \alpha_B = b\} \quad (26)$$

At the start of each epoch, the passive demon initializes a new mini-trajectory through bucketspace as follows: the trajectory begins at a fixed point in bucketspace, say near  $\frac{b}{B} \mathbf{1}$  (which is not itself in bucketspace unless  $B$  divides  $b$ ). Every time a transition of the form (25) occurs, the passive demon moves a ball from bucket  $j$  to bucket  $\dot{j}$  (if such a move is possible: otherwise, he takes a ball from bucket  $j$  and replaces it). This sort of construction can trace its lineage back to the Ehrenfests [9] and Siegert [10].

At the end of each epoch, the passive demon reports data like the transition rates and transition probabilities between buckets, the average state, etc. as well as the occupation probabilities  $p_\alpha$ . Using these occupation probabilities, the temperature (and from it, other quantities of interest) can be computed according to the scheme outlined above.

More can be done: characterizing equilibria, fluctuations, and symmetries are all the subjects of ongoing work by the authors [11]. We will sketch some investigations in broad strokes. For instance, it can be shown that the relevant timescales all scale essentially linearly with  $b$  for slowly varying dynamics, and this fact can be used to help select a particular bucketspace to effect such behavior in applications. Increasing the number of balls is akin to box-convolving the bucketspace trajectory, trading time (among other things, the probability distribution will evolve more slowly) for space (the number of states will increase). In a real-time observational setup the tradeoff is between preserving as many of the mesoscopic fluctuations as possible while still maintaining a tractable picture of the mesoscopic dynamics. In short, the human observer will generally have to take a macroscopic point of view.

In a somewhat less applied vein, typically the mesoscopic dynamics can be approximated in terms of transition probabilities

$$\lim_{\Delta t \downarrow 0} \frac{Pr(\alpha \rightarrow \alpha - \delta_j + \delta_{\dot{j}})}{\Delta t} = q_j(\alpha; t) R_{j,\dot{j}}(\alpha, t) \quad (27)$$

In the event that the expression on the RHS is constant, the dynamics take the form of the Gordon-Newell [12] or closed Jackson [13] queue: physically this corresponds to a Bose gas with  $b$  particles possessing  $B$  internal states. In this case one finds among other things the constant-mean fluctuating part of the energy takes a particularly symmetric form, and is in fact invariant under a Lie group of transformations. This fact, together with hints of a homological correspondence, suggest that it may be possible to construct a useful gauge theory to deal with the nonconstant case.

## APPLICATIONS

This sort of scheme can be and, to a limited degree, has been implemented in the case of a computer network [14]. We refer to the incarnations (several exist) of our passive demon strategy collectively as *Therminator*. Although there are many other potential applications, we will restrict ourselves to a brief discussion of the computer network application with a view towards defending against computer network attacks [15], especially a priori unknown or “day zero” attacks. A system administrator, in contrast to a passive demon, is easily overwhelmed by information, and although she may have a suite of very nice automated pattern-matching and anomaly-detection appliances (the passive demon might even integrate their alerts into his reports) to tell her when something is obviously amiss with her local network, she would probably like to be able to intuitively take in the massive amounts of data that traverse the network.

Now, having dealt with her system for a long time, the system administrator has a decent intuitive grasp of what the relevant observables are: she is probably not exactly right, but she has a pretty good idea. As a generic example for a TCP/IP network [16], she might use a “Northcutt” bucketspace, with labels corresponding to the eight possible answers to the questions regarding the source or destination metadata of a given data packet: Is the address among a specified/trusted set of addresses or not? Is the port number among a specified set of services or not? Has this packet been matched or not? (That is, is it a response to a stimulus, or a spontaneous occurrence?)

The selection of observables is, in this context, an art that depends upon (or at least benefits from) a good starting knowledge of network behavior. The system administrator will use her passive demon to enable her to do thermodynamics, using her educated choice of thermodynamic potential. She will learn some things about her system from this: not least, what the relevant observables really are. She will refine her choices of observables, possibly dynamically. And she will gain some physical intuition about her system, describing its dynamics rather than (perhaps quixotically) attempting to predict them.

## CONCLUSIONS

Raw data is abundant and cheap, while theories allowing us to gain insight are rare and precious. Too much information actually results in ignorance. There are innumerable problems with obtaining good information from a sea of available information. This is true in particular of communication networks: effectively defending such a network from sophisticated “day zero” attacks requires a degree of situational awareness (SA) that at present is generally lacking. Signature-based or

statistical anomaly-detecting network intrusion detection systems do not and cannot provide this SA. The SA problem for computer networks is the subject of a specific implementation of a general principle embodied by Terminator.

Although our applied work has always been in the context of communication networks (such systems represent an important case where the engineering problems are also comparatively tractable), the SA problem is omnipresent. With that in mind, we focus in this conclusion on the spirit of Terminator, with the understanding that computer network defense is the first among many potential applications, and also the specific one which we have sought to undertake first.

The strategy for a general solution is to construct *metatheories*: protocols for directly obtaining the sort of knowledge usually obtained by theory built on brute force analyses. If the language of theory is mathematics, then we might expect the language of a metatheory divining meaning from a sea of data to be statistics. But it is our experience that sophisticated statistical analyses usually obscure more than they illuminate. We seek understanding, not an *ad hoc* network of statistical correlations backed up by their own mountains of meaningless theory. So dry statistics will not help. But there must be something to ground the mathematics, something sufficiently abstract and universal yet simple enough to give us a foundation on which to place the first turtle. Believing that all science — biology, chemistry, and so on — is in principle physics, and *à la* the Wheeler school that all physics is in principle (or at least deeply related to) information theory, [17] we ought to abstract the problem of constructing these metatheories accordingly.

The single most outstanding example of universal applicability of a physical theory, as well as the basic link between information theory and physics (hence science), is thermodynamics. The ubiquity and fundamental nature of thermodynamics and its correspondences with information theory reinforce our belief that they can be used in concert as a good foundation for building metatheories. Indeed, an information-theoretical approach forces us to understand data, which is really the whole point.

In the past, thermodynamics and statistical physics have been used to average over irrelevant degrees of freedom. From the point of view of descriptive thermodynamics, the converse is true: averaging over irrelevant degrees of freedom (typically determined iteratively through experience) allows us to build up a physical framework. The intuition this confers for the behavior of an otherwise intractable system is the payoff. The bridge between the science and the art; between the theory and the practice, is in the choice of macrovariables (i.e., over what degrees of freedom to average over).

The choice of appropriate macrovariables is codified in the semantic element of bucketspace construction, or

what Lawrence Sklar [18] calls the “liberal” view of statistical physics. That such macrovariables should exist for any system we should ever wish to describe or understand can be taken as a primitive fact. For, in order to understand the dynamics of a system, it is necessary that the system be understandable. This tautology is actually so vital that we will belabor the point: for the dynamics of a system to be understandable, it is necessary that it admit a sufficiently compact description: i.e., a few macrovariables can parametrize its behavior.

Regularities of baseline phenomena are necessary preconditions for understanding: moreover, regularities of phenomena are all that is necessary to justify the statistical-physical approach to their description. To view a phenomenon as regular means that we have already some means at hand for its description, and if we observe the phenomenon enough, we can make that description quantitative. In fact more is true: reproducibility — though desirable — is not an essential requirement for the statistical-physical approach. Only regularity in the means of *description* of phenomena is required. When it comes to fundamentally irregular phenomena, such as the first instance of a particular network attack, this point is especially crucial.

Most things we observe are extremely regular, and the presumption of regularity is a basic though often implicit part of science. But in the tradition of empiricism we might accept that the reproducible experiment is different than the reproduced experiment, and that scientific prediction is an intrinsically tricky business. Our approach is based on a deeply conservative view of phenomena, rooted in a *de facto* mathematical-physical epistemology. It attempts to provide a marriage of theory and experiment; of observation and induction. It attempts to give every occurrence of a phenomenon its own explanation. If the phenomena are reproduced, then the explanations should be also. But for the SA problem, the singular phenomenon is far more important than regular phenomena: it is prohibitively difficult to devise theories of card tricks.

Instead, perhaps, it is worth characterizing phenomena based on observation and beginning with the (possibly false) assumption that what we observe is usually normal (though not necessarily desirable — network attacks might be underway when we begin observations, for example): i.e., for our first-order theory to be the generic one that what we see is not only reproducible, but will be reproduced. This is not only a theory, but also a prediction. (This “method of analogs” is an idea whose lineage as a practical consideration explicitly traces back to Edward Lorenz; it is literally called a first-order approximation. [19]) Although it is not intrinsically quantitative, it can be tested very simply by continuing observation. It can be updated and refined whenever the observations indicate some regularity; or we can start observing afresh, with a new set of macrovariables. This is a basis for

taking a somewhat radical train of thought to arrive at a conservative approach to experimental science. It is a basis of a protocol by which (among other things) we can take notice whenever nature, man, or machine might cheat and do something irregular. It is the basis for using descriptive thermodynamics.

The authors thank Debbie Huntsman for help in generating figures, and James Luscombe for helpful conversations.

---

\* Electronic address: schuntsm@nps.edu

- [1] M. Burgess, Phys. Rev. E. **62**, 1738 (2000).
- [2] M. Takayasu, H. Takayasu, and T. Sato, Physica A **233**, 824 (1996).
- [3] A. Carati, these proceedings (2005).
- [4] V. Colizza, A. Barrat, and V. Loreto, Phys. Rev. E. **65**, 050301R (2002).
- [5] D. Ford, cond-mat/0402325.
- [6] J. B. Conway, *A Course in Functional Analysis*. 2nd ed. (Springer, 1990).
- [7] D. Ford, *Surfaces of Constant Temperature in Time* (to appear [www.arxiv.org](http://www.arxiv.org), 2005).
- [8] G. Parisi, *Statistical Field Theory* (Addison-Wesley, 1988).
- [9] P. Ehrenfest and T. Ehrenfest, Phys. Zeit. **8**, 311 (1907).
- [10] A. J. F. Siegert, Phys. Rev. **76**, 1708 (1949).
- [11] S. Huntsman, in progress.
- [12] W. J. Gordon and G. F. Newell, Operations Res. **15**, 252 (1967).
- [13] J. R. Jackson, Management Sci. **10**, 131 (1963).
- [14] D. Ford, [www.nsa.gov/techtrans/techt00029.cfm](http://www.nsa.gov/techtrans/techt00029.cfm).
- [15] S. Northcutt and J. Novak, *Network Intrusion Detection: An Analyst's Handbook*. 2nd ed. (New Riders, 2001).
- [16] W. R. Stevens, *TCP/IP Illustrated, Volume 1: The Protocols* (Addison-Wesley, 1994).
- [17] W. H. Zurek, ed., *Complexity, Entropy, and the Physics of Information* (Addison-Wesley, 1990).
- [18] L. Sklar, *Physics and Chance: Philosophical Issues in the Foundations of Statistical Mechanics* (Cambridge, 1993).
- [19] H. D. I. Abarbanel et al., Rev. Mod. Phys. **65**, 1331 (1993).