

Tunable Kondo screening in a quantum dot device

Hiroyuki Tamura,^{1,2} and Leonid I. Glazman³

¹*NTT Basic Research Laboratories, NTT Corporation, Atsugi, Kanagawa, 243-0198 Japan*

²*CREST-JST, 4-1-8 Honmachi, Kawaguchi, 331-0012, Japan.*

³*Theoretical Physics Institute, University of Minnesota, Minneapolis, Minnesota 55455*

(Dated: July 6, 2018)

We consider electron transport along a single-mode channel which is in contact, via tunnel junctions in its walls, with two quantum dots. Electron tunneling to and from the dots contributes to the electron backscattering, and thus modifies the channel conductance. If the dots carry spin, the channel conductance becomes temperature dependent due to the Kondo effect. The two-dot device geometry allows for a formation of $S = 1$ localized spin due to the indirect exchange interaction, called Ruderman-Kittel-Kasuya-Yosida interaction. This device offers a possibility to study the crossover between fully screened and under-screened Kondo impurity. We investigate the manifestation of such crossover in the channel conductance.

Exchange interaction of the localized spins with the conduction electrons affects the electron transport. At low temperatures, the localized magnetic moment tends to be screened by the spins of the itinerant electrons. The screening manifests itself in thermodynamic characteristics and, more importantly, in conduction of a metal with magnetic impurities, giving rise to the Kondo effect [1]. Depending on the value of impurity spin and on the hybridization of the localized and extended electron states, the localized spin may be screened partially or completely, or even over-screened by itinerant electrons. It is hardly possible to control the spin screening for an impurity in a metallic host matrix. However, quantum dot (QD) devices have allowed for a progress in this direction.

The high-spin or multi-channel Kondo effect in quantum dots has been studied both theoretically and experimentally [2, 3, 4, 5, 6, 7, 8, 9, 10, 11, 12, 13, 14]. It has been shown that the high spin induced by the intra-dot exchange interaction plays an important role in the Kondo physics. Recent idea [15] of a very asymmetric double-dot device proposes to study the Kondo effect around the quantum critical point corresponding to an over-screened localized spin. In this paper, we consider a double-dot device suitable for the investigation of an under-screened $S = 1$ state.

The double-dot system is especially interesting because it allows for a formation of $S = 1$ localized spin due to the Ruderman-Kittel-Kasuya-Yosida (RKKY) indirect exchange interaction [16, 17, 18]. The RKKY interaction between spins in QDs has been discussed [19, 20, 21]. Recently, an experimental evidence of the RKKY interaction in coupled dot system has been reported [22]. In that experiment, two local spins in small peripheral dots were interacting with each other by the RKKY interaction mediated by conduction electrons in the large central dot. The sign of the RKKY interaction depends on the specific structure of the electron wave functions in the central dot [23, 24, 25], and is hard to predict in advance.

Here we consider a two-dot device geometry where two QDs are connected to different sides of a single-channel quantum wire. In this device, the exchange couplings can be continuously modulated by applying magnetic fields. We consider the evolution of the localized spin system

between two different screened states. In the course of the evolution, the system passes through a special point where the local spin is under-screened. The advantage of the suggested geometry is a more robust under-screened state than in the previously considered single-dot devices [5, 6, 7, 8, 12, 26] and an easier control over the crossover to a fully screened state. Unlike the conventional quantum dot configuration, for the side-coupling channel geometry the Kondo effect appears as an anomalously strong backscattering (rather than transmission) [27, 28].

The Kondo interaction between a single-mode quantum wire and two QDs ($n = 1, 2$) each having spin $1/2$, schematically shown in Fig. 1, is described by Hamiltonian

$$H_{\text{ex}} = \sum_{nkk'\sigma\sigma'} J_n(k, k') c_{k'\sigma'}^\dagger \sigma_{\sigma'\sigma} c_{k\sigma} \cdot \mathbf{S}_n, \quad (1)$$

where $J_n(k, k') = -V_{nk'}^* V_{nk} U_n / \{(U_n + \epsilon_n) \epsilon_n\}$ and \mathbf{S}_n is the local spin at dot n which has charging energy U_n and single-particle energy ϵ_n . The coupling strength is given by $V_{nk} = v_{nk} \exp(ikx_n)$ where the lateral coupling v_{nk} depends on the overlap of wavefunctions between the

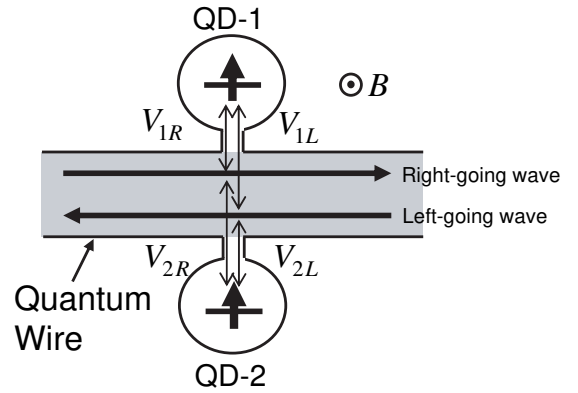


FIG. 1: Quantum wire coupled with two quantum dots. Two quantum dots (QD-1 and -2) coupled to a quantum wire. V_{nk} is the coupling constants between dot $n=1, 2$ and the left- or right-moving waves $k = L, R$.

QD and the wire in the lateral direction. Two local spins in two dots interact with each other by the RKKY interaction, $H_{\text{RKKY}} = -J_{\text{RKKY}}(\mathbf{S}_1 \cdot \mathbf{S}_2)$, where $J_{\text{RKKY}}(R) = -\pi E_F |\rho J_1 \rho J_2| \text{si}(2k_F R)$ and $J_n = |J_n(k_F, -k_F)|$; function $\text{si}(x) = -\int_x^\infty d\tau (\sin \tau / \tau)$ is the sine integral function [21].

When two dots are on the opposite sides with zero longitudinal distance $R = x_1 - x_2 = 0$ between them, the RKKY interaction is ferromagnetic and the exchange coupling constant is maximal, $J_{\text{RKKY}} \sim E_F(\rho J)^2$. In the case of ferromagnetic interaction, the total spin $\mathbf{S} = \mathbf{S}_1 + \mathbf{S}_2$ of the two dots is $S = 1$, and within the triplet subspace of states $|t\rangle$ the spin difference $\langle t_1 | (\mathbf{S}_1 - \mathbf{S}_2) | t_2 \rangle = 0$. The effective Hamiltonian within that subspace is

$$H_{\text{ex}} = \mathbf{S} \cdot \frac{1}{L} \sum_{kk'\sigma\sigma'} \left(I_{Rk'\sigma'}^{RR} c_{Rk'\sigma'}^\dagger \sigma_{\sigma'\sigma} c_{Rk\sigma} + I_{Rk'\sigma'}^{RL} c_{Rk'\sigma'}^\dagger \sigma_{\sigma'\sigma} c_{Lk\sigma} + I_{Lk'\sigma'}^{LR} c_{Lk'\sigma'}^\dagger \sigma_{\sigma'\sigma} c_{Rk\sigma} + I_{Lk'\sigma'}^{LL} c_{Lk'\sigma'}^\dagger \sigma_{\sigma'\sigma} c_{Lk\sigma} \right), \quad (2)$$

with the exchange constants

$$I_{RR} = I(k_F, k_F), \quad I_{LL} = I(-k_F, -k_F), \quad (3)$$

$$I_{RL} = I(-k_F, k_F) = (I_{LR})^*, \quad (4)$$

where

$$2I(k, k') = J_1(k, k') e^{i(k' - k)R/2} + iJ_2(k, k') e^{i(k - k')R/2}. \quad (5)$$

The 2×2 exchange term in Eq. (2) can be easily diagonalized by the unitary transformation of the basis $(c_{Rk\sigma}, c_{Lk\sigma})$; the result is

$$H_{\text{ex}} = \mathbf{S} \cdot \frac{1}{L} \sum_{kk'\sigma\sigma'} \left(J_a a_{k'\sigma'}^\dagger \sigma_{\sigma'\sigma} a_{k\sigma} + J_b b_{k'\sigma'}^\dagger \sigma_{\sigma'\sigma} b_{k\sigma} \right),$$

$$J_{a(b)} = \frac{1}{2} \{ I_+^{RR} + I_+^{LL} \pm [(I_+^{RR} - I_+^{LL})^2 + 4(I_+^{RL})^2 \cos^2 k_F R + 4(I_-^{RL})^2 \sin^2 k_F R]^{1/2} \}, \quad (6)$$

where $2I_\pm^{RR} = J_1(k_F, k_F) \pm J_2(k_F, k_F)$, $2I_\pm^{RL} = J_1(k_F, -k_F) \pm J_2(k_F, -k_F)$, $2I_\pm^{LR} = J_1(-k_F, k_F) \pm J_2(-k_F, k_F)$, and $2I_\pm^{LL} = J_1(-k_F, -k_F) \pm J_2(-k_F, -k_F)$. For symmetrically positioned dots ($R = 0$) and at $B = 0$, the exchange constants are $J_a = J_1 + J_2$ and $J_b = 0$. It means that one of the channels is decoupled from the spin and becomes free propagating. Note that the decoupling for the symmetric case at $B = 0$ always occurs, *i.e.*, regardless of dot parameters (U_n , ϵ_n , V_n , etc.).

The basis $(a_{k\sigma}, b_{k\sigma})$ is related to the original one, $(c_{Rk\sigma}, c_{Lk\sigma})$, by the unitary transformation:

$$\begin{pmatrix} c_{Rk\sigma} \\ c_{Lk\sigma} \end{pmatrix} = \begin{pmatrix} \cos \frac{\theta}{2} e^{-i\gamma/2} & -\sin \frac{\theta}{2} e^{-i\gamma/2} \\ \sin \frac{\theta}{2} e^{i\gamma/2} & \cos \frac{\theta}{2} e^{i\gamma/2} \end{pmatrix} \begin{pmatrix} a_{k\sigma} \\ b_{k\sigma} \end{pmatrix} \quad (7)$$

$$\cot \theta = \frac{I_+^{RR} - I_+^{LL}}{2\sqrt{(I_+^{RL} \cos k_F R)^2 + (I_-^{RL} \sin k_F R)^2}}, \quad (8)$$

$$e^{i\gamma} = \frac{I_+^{RL} \cos k_F R + iI_-^{RL} \sin k_F R}{\sqrt{(I_+^{RL} \cos k_F R)^2 + (I_-^{RL} \sin k_F R)^2}}. \quad (9)$$

In order to evaluate conductance of the device, we start with the definition of the operator of “backward current” [29]. The presence of backward current reduces the conductance from its maximal value (achieved for the free-propagating modes),

$$I_{\text{back}} = \frac{e}{2} \frac{d}{dt} \sum_{k\sigma} (c_{Rk\sigma}^\dagger c_{Rk\sigma} - c_{Lk\sigma}^\dagger c_{Lk\sigma}) = -\frac{e}{2} \sin \theta \frac{d}{dt} \sum_{k\sigma} (a_{k\sigma}^\dagger b_{k\sigma} + b_{k\sigma}^\dagger a_{k\sigma}), \quad (10)$$

where we have used a relation $d\{a(t)^\dagger a(t)\}/dt = d\{b(t)^\dagger b(t)\}/dt = 0$ for the decoupled Hamiltonian $H = H_a + H_b$. Having the definition of I_{back} , we may proceed with the evaluation of the corresponding “backward conductance” G_{back} in known ways [6, 30]. The conductance of the device is then calculated as

$$G = \frac{2e^2}{h} - G_{\text{back}}. \quad (11)$$

Note that in the derivation we assumed that the tunnel coupling of the dots to the channel is weak; the device conductance may be cast in the form of Eq. (11) only under that condition.

In the symmetric case ($J_b = 0$), Kondo correlations develop only in the channel a of the Hamiltonian Eq. (6). This point in the parameter space corresponds to the under-screened $S = 1$ Kondo spin. We define the corresponding Kondo temperature as

$$T_a = D \exp(-1/\rho J_a), \quad (12)$$

where ρ is the density of states of the itinerant fermions at the Fermi level. In the perturbative regime, $T \gg T_a$, the conductance evaluated in the leading-logarithmic approximation is

$$G = \frac{2e^2}{h} - G_0 \frac{\pi^2}{2} \frac{1}{\{\ln(T/T_a)\}^2}, \quad (13)$$

where the conductance factor $G_0 = (2e^2/h) \sin^2 \theta$ depends on the specific values of the exchange constants, see Eq. (8).

At low temperature $T \ll T_a$, electrons in the channel a screen the local spin $S = 1$ thus reducing it to $S = 1/2$. The existence of the residual interaction with the partially screened localized spin leads to the logarithmic corrections in the conductance at low temperatures too [6, 31]. Here we adapt the ideas developed in Ref. [32] for the description of under-screened magnetic impurity in order to derive the effective low-energy Hamiltonian of a channel with two attached dots forming a localized spin $S = 1$. To derive the effective Hamiltonian, we consider Kondo problem with $S = 1$ on a one-dimensional lattice, $\mathcal{H} = -\sum_n t_0 (a_{n+1}^\dagger a_n + \text{c.c.}) + 2J \mathbf{s}_{a0} \cdot \mathbf{S}$, where $a_n (a_n^\dagger)$ is the annihilation (creation) operator for the channel

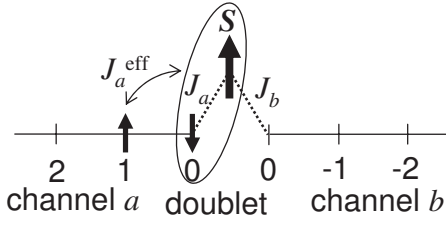


FIG. 2: Kondo model on lattice. Below the Kondo temperature T_a , a conduction electron s_{a0} at $n = 0$ and a local spin \mathbf{S} form a doublet state \mathbf{S}' . Then, the effective coupling between an electron spin s_{a1} on site $n = 1$ and the doublet spin \mathbf{S}' is ferromagnetic $J_a^{\text{eff}} < 0$.

a on the site n and $t_0 > 0$ is the transfer integral between neighboring sites. When $J > 0$ two spins s_{a0} and \mathbf{S} tend to form a doublet. To describe the low-temperature limit behavior of the system, the parameters of the effective Hamiltonian must be tuned to satisfy the condition $|J| \gg t_0$, see Ref. [33]. In this case the doublet states are $|\psi_{\frac{1}{2}}\rangle = \sqrt{2/3}|\frac{1}{2}, 1\rangle - \sqrt{1/3}|\frac{1}{2}, 0\rangle$, and $|\psi_{-\frac{1}{2}}\rangle = -\sqrt{2/3}|\frac{1}{2}, -1\rangle + \sqrt{1/3}|\frac{1}{2}, 0\rangle$, where we have denoted the spin state as $|s_z S_z\rangle$ with $s_z = \pm 1/2$ and $S_z = 1, 0, -1$ (see Fig. 2). This doublet is the effective spin $1/2$ formed as the result of screening at $T \lesssim T_a$. By doing the second-order perturbation theory in the transfer amplitude $t_0 (\ll J)$ between the sites $n = 0$ and 1 , we obtain Kondo Hamiltonian for the effective spin [32, 34] coupled ferromagnetically to the rest of the system, $\mathcal{H}_a^{\text{eff}} = -\sum_n t_0 (a_{n+1}^\dagger a_n + \text{c.c.}) + 2J_a^{\text{eff}} \mathbf{s}_{a1} \cdot \mathbf{S}'$, where $J_a^{\text{eff}} \propto -t_0^2/J S < 0$ and $\mathbf{S}' = \mathbf{S} - 1/2$.

We may perform the poor man's scaling procedure then, to obtain the effective scale-dependent interaction constant $\rho J = 1/\ln(D_0/T)$. Taking into account that the initial stage of screening occurred at $T \sim T_a$, we have to set $D_0 \simeq T_a$. In order to evaluate conductance in the low-temperature limit, first we consider the effect of the doublet formation on scattering. Let us start with S matrix for half-wire $n \geq 0$. The scattering state is expressed by $\psi_{n \geq 0} = e^{-i\frac{\pi}{2}n} + e^{2i\delta} e^{i\frac{\pi}{2}n}$. At $T = 0$, the scattering phase shift is $\delta = \pi/2$, so $\psi \propto \sin(\pi n/2)$. If we define now the scattering matrix for the half-chain $n \geq 1$, thus excluding the site involved in the singlet formation, the corresponding phase shift (at the Fermi level) would be $\tilde{\delta} = \delta + \pi/2$. This rule for the phase shifts tells us that small deviations from the unitary limit for the backward conductance lead to its reduction,

$$G_{\text{back}} = G_0 \left[1 - \frac{3\pi^2}{16} \frac{1}{\ln^2(T_a/T)} \right]. \quad (14)$$

One finds the full form of the low-temperature limit for conductance by substituting Eq. (14) in Eq. (11).

Tuning of J_b through the $J_b = 0$ state may be achieved by applying magnetic field to the device, which would cause the variation of the orbital parts of electron wave functions. Now we turn to the case of non-symmetric device, in which case $J_b \neq 0$. There are two characteris-

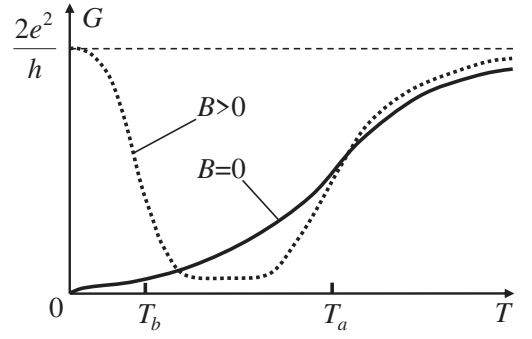


FIG. 3: Schematic dependence of the conductance as a function of temperatures T and magnetic fields B .

tic temperatures now, $k_B T_\gamma = D \exp(-1/2\rho|J_\gamma|)$, where $\gamma = a, b$. The perturbative calculation in the leading-logarithmic approximation yields at $T \gg T_a, T_b$,

$$G = \frac{2e^2}{h} - G_0 \frac{\pi^2}{2} \left[\frac{1}{\ln(T/T_a)} - \frac{1}{\ln(T/T_b)} \right]^2. \quad (15)$$

For definiteness, in the following we assume $T_a \gg T_b$. In the intermediate interval of temperatures, $T_b \ll T \ll T_a$, we again may use an effective Kondo Hamiltonian with the residual local spin $S = 1/2$. Derivation similar to the sketched above for the case of $T_b = 0$, now yields

$$G_{\text{back}} = G_0 \left\{ 1 - \frac{3\pi^2}{16} \left[\frac{1}{\ln(T/T_a)} - \frac{1}{\ln(T/T_b)} \right]^2 \right\}. \quad (16)$$

For $T \ll T_b \ll T_a$, the remaining spin $1/2$ is also screened by channel b , and the Nozieres Fermi liquid theory can be applied [34]. By employing the calculational method given in Ref. [5], we find

$$G = \frac{2e^2}{h} - G_0 \left(\frac{\pi T}{T_a} - \frac{\pi T}{T_b} \right)^2. \quad (17)$$

Figure 3 schematically summarizes the temperature dependence of the conductance.

We estimate the Kondo temperatures in a GaAs quantum wire coupled with two identical QDs at zero longitudinal distance. For simplicity, we assume the dot-wire coupling strength is written as $v_{nk} = V\phi_{k_F}(y_0)$ where the coupling is determined by the amplitude of the lateral wavefunction $\phi_k(y)$ at $y = y_0$. Then, we obtain $J_{RKKY} = (\pi^2/2)E_F(\rho J)^2(\phi_L\phi_R)^2$ and $\rho J_{a(b)} = \rho J(\phi_L \pm \phi_R)^2/2$ where $\rho J = 2\rho U|V|^2/\{\epsilon(\epsilon+U)W\}$, W is the wire width and $\phi_{L(R)} \equiv \sqrt{W/2}\phi_{k_F}(\pm y_0)$. At $B = 0$, $\phi_L = \phi_R$, and then, $J_a \simeq J$ and $J_b = 0$. As increasing magnetic fields, ϕ_L rapidly decreases to zero since it is pushed towards to the other side of wall, whereas ϕ_R has only weak magnetic field dependence. In the high magnetic field limit, $\phi_L \rightarrow 0$ and $T_b \rightarrow T_a$. Although this qualitative behavior is not changed by a detail of the type of the dot-wire coupling or the confinement potential, to estimate a quantitative ratio of the Kondo temperatures

$T_a/T_b = \exp(1/2\rho J_a - 1/2\rho J_b)$, we assume the lateral confinement of the wire at $x = 0$ is a square-well potential with width of $W = 50$ nm, and $y_0 = \pm 0.3W$. The Fermi energy is 10 meV corresponding to the Fermi wave length of 54 nm so that the wire has only one conducting channel. We choose $\rho J = 0.2$, which is deduced in the typical measurement of the Kondo effect [35] giving the upper Kondo temperature $T_a \sim 1$ K. A numerical calculation of the single-particle wavefunction for the square-well confinement gives $T_b \simeq 0.25T_a$ and $J_{\text{RKKY}} \simeq 0.2$ meV at $B = 2.5$ T. This evaluation confirms that the two Kondo temperatures are in an accessible range in experiment while the RKKY interaction is still large enough to maintain the spin triplet.

So far, we have assumed the wire has only one conducting channel where the under-screened Kondo effect can be experimentally realized without employing a complicated gate tuning [36]. It is interesting to discuss how the Kondo screening changes when the channel number exceeds $2S = 1$. In the case of perfect alignment of the dots and at $B = 0$, it is still possible to single out one propagating mode interacting with the local spin, so the problem still maps on a single-channel Kondo problem ($T_a \neq 0$, $T_b = 0$). At $B \neq 0$, however, a number of modes couple to the local spin, so the intermediate-temperature behavior of the conductance is more complicated than the one given by Eqs. (15) and (16). However, at the lowest temperatures two channels coupled to the spin strongest still will lead to a full screening, see Eq. (17).

In summary, we discussed electron transport along a single-mode channel which is in contact with two side-coupled quantum dots. If each dot has a spin 1/2, the two-dot device geometry allows for a formation of $S = 1$ localized spin due to the indirect RKKY exchange interaction. We investigate the temperature and magnetic-field dependence of the conductance for such a device which shows the crossover between fully screened and under-screened Kondo impurity.

We are grateful to M. Pustilnik and H. Takayanagi for valuable discussions. This work was supported by the CREST Project of the Japan Science and Technology Corporation (JST), and the NAREGI Nanoscience Project, Ministry of Education, Culture, Sports, Science and Technology, and by NSF Grants DMR02-37296 and EIA02-10736.

[1] J. Kondo, Prog. Theor. Phys. **32**, 37 (1964).
[2] T. Inoshita, A. Shimizu, Y. Kuramoto, and H. Sasaki, Phys. Rev. B **48**, 14725 (1993).
[3] M. Eto and Y. V. Nazarov, Phys. Rev. Lett. **85**, 1306 (2000).
[4] K. Kikoin and Y. Avishai, Phys. Rev. Lett. **86**, 2090 (2001).
[5] M. Pustilnik and L.I. Glazman, Phys. Rev. Lett. **85**, 2993 (2000).

[6] M. Pustilnik and L. I. Glazman, Phys. Rev. Lett. **87**, 216601 (2001).
[7] M. Pustilnik and L.I. Glazman, Phys. Rev. B **64**, 045328 (2001).
[8] W. Hofstetter and H. Schoeller, Phys. Rev. Lett. **88**, 016803 (2002).
[9] S. Sasaki, S. Amaha, N. Asakawa, M. Eto, and S. Tarucha, Nature **405**, 764 (2000).
[10] J. Nygard, H.H. Cobden, and P.E. Lindelof, Nature **408**, 342 (2000).
[11] J. Schmid, J. Weis, K. Eberl, and K. v. Klitzing, Phys. Rev. Lett. **84**, 5824 (2000).
[12] W. G. van der Wiel, S. De Franceschi, J. M. Elzerman, S. Tarucha, L. P. Kouwenhoven, J. Motohisa, F. Nakajima, and T. Fukui, Phys. Rev. Lett. **88**, 126803 (2002).
[13] M. Vojta, R. Bulla, and W. Hofstetter, Phys. Rev. B **65**, 140405(R) (2002).
[14] P. Stefaniski, Acta Physica Polonica B **34**, 629 (2003).
[15] Y. Oreg and D. Goldhaber-Gordon, Phys. Rev. Lett. **90**, 136602 (2003).
[16] M. A. Ruderman and C. Kittel, Phys. Rev. **96**, 99 (1954).
[17] T. Kasuya, Prog. Theor. Phys. **16**, 45 (1956).
[18] K. Yosida, Phys. Rev. **106**, 893 (1957).
[19] C. Piermarocchi, P. Chen, L. J. Sham, and D. G. Steel, Phys. Rev. Lett. **89**, 167402 (2002).
[20] Y. Utsumi, J. Martinek, P. Bruno, and H. Imamura, Phys. Rev. B **69**, 155320 (2004).
[21] H. Tamura, K. Shiraishi, and H. Takayanagi, Jpn. J. Appl. Phys. **43**, L691 (2004).
[22] N.J. Craig, J.M. Taylor, E.A. Lester, C.M. Marcus, M.P. Hanson, and A.C. Gossard, Science **304**, 565 (2004).
[23] M. G. Vavilov and L. I. Glazman, Phys. Rev. Lett. **94**, 086805 (2005).
[24] P. Simon, R. Lopez, and Y. Oreg, Phys. Rev. Lett. **94**, 086602 (2005).
[25] G. Usaj, P. Lustemberg, and C. A. Balseiro, Phys. Rev. Lett. **94**, 036803 (2005).
[26] A. Kogan, G. Granger, M. A. Kastner, D. Goldhaber-Gordon, and H. Shtrikman, Phys. Rev. B **67**, 113309 (2003).
[27] K. Kang, S. Y. Cho, J. J. Kim, and S. C. Shin, Phys. Rev. B **63**, 113304 (2001).
[28] K. Kobayashi, H. Aikawa, A. Sano, S. Katsumoto, and Y. Iye, Phys. Rev. B **70**, 035319 (2004).
[29] C. L. Kane and M. P. A. Fisher, Phys. Rev. B **46**, 15233 (1992).
[30] L. I. Glazman and M. Pustilnik, e-print cond-mat/0501007 (Lectures notes for 2004 Les Houches Summer School on "Nanoscale Quantum Transport").
[31] A. Posazhennikova and P. Coleman, Phys. Rev. Lett. **94**, 036802 (2005).
[32] P. Nozieres and A. Blandin, J. Phys. (Paris) **41**, 193 (1980).
[33] K.G. Wilson, Rev. Mod. Phys. **47**, 773 (1975).
[34] P. Nozieres, J. Phys. (Paris) **39**, 1117 (1978); J. Low Temp. Phys. **17**, 31 (1974).
[35] W.G. van der Wiel, S. D. Franceschi, T. Fujisawa, J. M. Elzerman, S. Tarucha, and L. P. Kouwenhoven, Science **289**, 2105 (2000).
[36] S. Sasaki *et. al.*, unpublished.