

Electronic Structure and Exchange Interactions of $\text{Na}_2\text{V}_3\text{O}_7$

V.V. Mazurenko^{1,2,3}, F. Mila² and V.I. Anisimov^{1,3}

¹*Theoretical Physics and Applied Mathematics Department,*

Urals State Technical University, Mira Street 19, 620002 Ekaterinburg, Russia

²*Institute of Theoretical Physics, Ecole Polytechnique Fédérale de Lausanne, CH-1015 Lausanne, Switzerland*

³*Institute of Metal Physics, Russian Academy of Sciences, 620219 Ekaterinburg GSP-170, Russia*

(Dated: September 10, 2018)

We have performed first-principle calculations of the electronic structure and exchange couplings for the nanotube compound $\text{Na}_2\text{V}_3\text{O}_7$ using the LDA+U approach. Our results show that while the intra-ring exchange interactions are mainly antiferromagnetic, the inter-ring couplings are *ferromagnetic*. We argue that this is a consequence of the strong hybridization between filled and vacant 3d vanadium orbitals due to the low symmetry of $\text{Na}_2\text{V}_3\text{O}_7$, which results into strong - and often dominant - ferromagnetic contributions to the total exchange interaction between vanadium atoms. A comparison with results of previous works is included.

PACS numbers: 73.22.-f, 75.10.Hk

I. INTRODUCTION

The values of the exchange interactions between the magnetic moments carried by metallic atoms constitute a crucial piece of information for the theoretical investigation of the magnetic properties (magnetization, susceptibility, specific heat, etc.) of low-dimensional quantum $S=\frac{1}{2}$ systems, for instance vanadates.^{1,2,3} There are several ways to obtain this information. One of them is based on the estimation of the exchange integrals from the hopping parameters obtained by fitting the band-structure with an extended tight-binding model⁴ or through a downfolding⁵ and projection⁶ procedure. The first-principle method for the calculation of the exchange interaction parameters was proposed by Lichtenstein *et al.*⁷ Within this scheme the exchange interaction parameters are determined by calculating the second variation of the total energy $\delta^2 E$ with respect to small deviations of the magnetic moments from the collinear magnetic configuration.

The first theoretical investigations^{8,9} of the magnetic couplings of $\text{Na}_2\text{V}_3\text{O}_7$, a Mott insulator with the rather exotic topology of a nanotube, were based on the former method. They relied on different estimates of the hopping integrals and lead to conflicting results. Whangbo and Koo⁸ have employed a spin dimer analysis in order to estimate the relative magnitudes of the spin exchange interaction parameters expected for $\text{Na}_2\text{V}_3\text{O}_7$. They have concluded that $\text{Na}_2\text{V}_3\text{O}_7$ could be described by six helical spin chains and should show a gap in the spin excitations.

Dasgupta *et al.*⁹ have performed the first *ab-initio* microscopic analysis of the electronic and magnetic properties of $\text{Na}_2\text{V}_3\text{O}_7$ using linear augmented plane wave (LAPW) method.¹⁰ Since, due to the geometry, the 3d xy bands of the vanadium atoms are well separated from other states, these authors have derived a V 3d xy orbital model Hamiltonian using the downfolding procedure within the framework of the N-th order muffin-tin orbital method.¹¹ Based on the calculated hopping parameters between xy orbitals, they have estimated

the exchange interactions between vanadium atoms in $\text{Na}_2\text{V}_3\text{O}_7$ using standard superexchange theory and proposed an effective Heisenberg model. The calculated magnetic susceptibility as a function of temperature determined by exact diagonalization of finite clusters is in good agreement with experimental data.

In this paper we report a detailed investigation of the isotropic exchange interactions in $\text{Na}_2\text{V}_3\text{O}_7$ based on a first-principle LDA+U calculation of its electronic and magnetic structure. The exchange interactions between vanadium atoms were calculated using the Green-function method developed by Lichtenstein *et al.*¹² In order to provide a microscopic explanation of the resulting exchange interactions, which are *qualitatively* different from previous estimates, we have used an extended Kugel-Khomskii model that includes the hybridization between filled and vacant orbitals using the hopping parameters calculated by the projection procedure. We conclude that estimating the exchange interactions of a system with a very exotic geometry such as $\text{Na}_2\text{V}_3\text{O}_7$ within simple superexchange between xy orbitals with on-site Coulomb interaction is not possible.

The paper is organized as follows. In Section II we shortly describe the crystal structure of $\text{Na}_2\text{V}_3\text{O}_7$ and present the results of the LDA calculation. In section III, we present the results of the LDA+U calculation, and we discuss the origin of the exchange interaction parameters. In Section IV, we briefly summarize our results.

II. LDA CALCULATION

A simplified view of the crystal structure of $\text{Na}_2\text{V}_3\text{O}_7$ is presented in Fig.1. The main building blocks of the crystal structure are distorted vanadium-oxygen pyramids. Vanadium atoms are roughly in the center of a pyramid which is built by five oxygen atoms. There are three types of vanadium atoms V1-V2-V3 which form a basic structure unit. Three of these units connected by edges are needed to form a ring of the tube. The lowest

energy orbital is the V 3d orbital of xy symmetry³ (using a convention where the axes of the coordinate system are directed towards the oxygen ions in the plane), which is the orbital whose lobes point away from the oxygen. More detailed information about the crystal structure of $\text{Na}_2\text{V}_3\text{O}_7$ can be found in Ref.13.

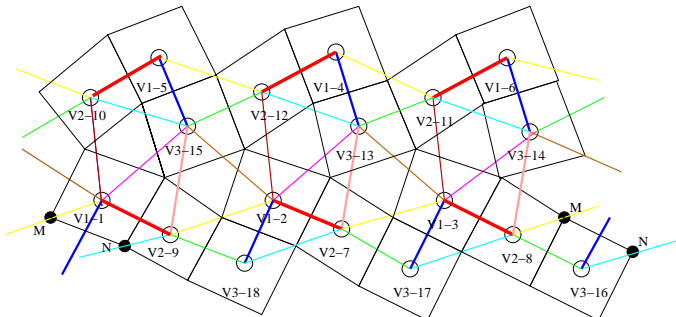


FIG. 1: (Color online) Simplified crystal structure and interaction paths between vanadium atoms in $\text{Na}_2\text{V}_3\text{O}_7$. Equivalent interaction paths have the same color. The tube structure is made by putting M and N into contact.

The electronic structure calculation of $\text{Na}_2\text{V}_3\text{O}_7$ was performed using the Tight Binding Linear-Muffin-Tin-Orbital Atomic Sphere Approximation (TB-LMTO-ASA) method in terms of the conventional local-density approximation.¹⁴ The band structure of $\text{Na}_2\text{V}_3\text{O}_7$ obtained from LDA calculations is presented in Fig.2. There are 18 bands near the Fermi level which have xy symmetry (since there are 18 vanadium atoms in the unit cell) and are separated from the other V 3d bands as well as from the 2p oxygen bands. The corresponding partial densities of states are shown in Fig.3. Six bands have an energy significantly lower than the others, which are located near the Fermi level. Two of them have an energy near -0.7 eV, while the other four are located between -0.3 and -0.4 eV. Such a band location of active orbitals (occupied by electrons) is unusual in comparison

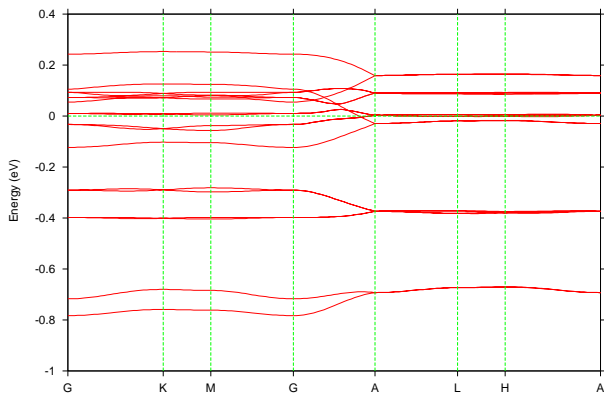


FIG. 2: Band structure of $\text{Na}_2\text{V}_3\text{O}_7$ near the Fermi level (0 eV).

with the band structure of other $S=\frac{1}{2}$ transition metal compounds.¹⁵ These bands are in good agreement with those presented in Ref. 9.

With one subset of energy bands well separated from the rest, one can expect that a tight-binding model with a single xy -orbital per V site (i.e. a 18-band model) will provide a good approximation to the full band structure close to the Fermi level. For this we express the LDA

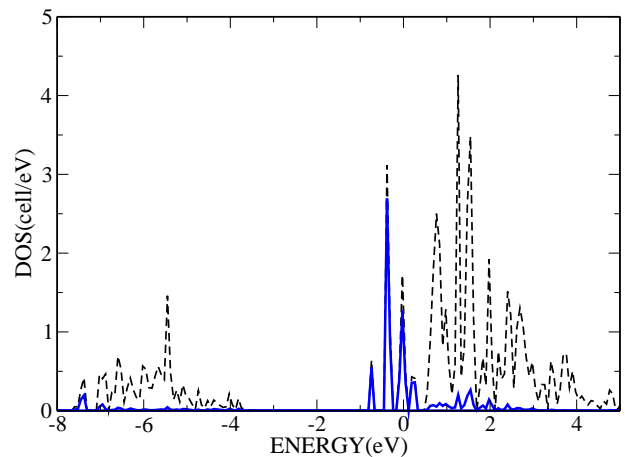


FIG. 3: (Color online) Partial density of 3d vanadium states obtained from LDA calculations. The solid blue and the dashed black lines are the density of states of $3d_{xy}$ and the total density of 3d states, respectively.

band structure results in terms of the low-energy model Hamiltonian

$$H_{TB} = \sum_{i,j,\sigma} t_{ij} a_{i\sigma}^+ a_{j\sigma}, \quad (1)$$

where i and j are site indexes, t_{ij} is the effective hopping integral between sites i and j , and $a_{i\sigma}^+$ is the operator which creates an electron with a spin σ in a state with a Wannier function centered at the i th atom. In order to obtain the hopping parameters t_{ij} , we have employed the projection procedure.⁶ According to this procedure, the hopping integrals in the Wannier function basis $|W_i^m\rangle$ (m is orbital index, i is site index), which is defined as the Fourier transform of a certain linear combination of Bloch functions $|\psi_{nk}\rangle$ (n is the band index and k is the wave-vector in reciprocal space) can be written in the general form:

$$t_{ij}^{mm'} = \langle W_i^m | \left(\sum_{n,k} |\psi_{nk}\rangle \epsilon_n(k) \langle \psi_{nk} | \right) | W_j^{m'} \rangle \quad (2)$$

where $\epsilon_n(k)$ is the eigenvalue in the basis of linearized muffin-tin orbitals. The calculated inter-ring and intra-ring hopping parameters between 3d xy orbitals of vanadium atoms are presented in Table I. These values are in

TABLE I: Calculated hopping integrals between xy orbitals of vanadium atoms for the one-orbital model and estimated exchange interaction parameters J_{ij}^{xy} ($J_{ij}^{xy} = \frac{4(t_{ij}^{xy})^2}{U}$, $U = 2.3$ eV) of $\text{Na}_2\text{V}_3\text{O}_7$ (in meV).

i-j	t_{ij}^{xy}	J_{ij}^{xy}
(V1-1)-(V2-9)	-169	49.67
(V1-1)-(V3-16)	-145	36.56
(V1-1)-(V2-8)	-135	31.70
(V2-7)-(V3-18)	-138	33.12
(V2-9)-(V3-18)	-118	24.22
(V2-9)-(V3-15)	-36	2.25
(V1-1)-(V2-10)	-32	1.78
(V1-1)-(V3-15)	-6	0.06
(V1-2)-(V3-15)	-15	0.39

excellent agreement with the results of the downfolding procedure.⁹ One can see that intra-ring hopping integrals are in the range -120 meV to -170 meV. The inter-ring hopping integrals between occupied xy orbitals of vanadium atoms are smaller than the intra-ring ones.

Having set up the picture of the dynamics of individual electrons we shall now introduce their on-site Coulomb interaction U to obtain the one-band Hubbard model

$$H_{Hub} = \sum_{i,j,\sigma} t_{ij} a_{i\sigma}^+ a_{j\sigma} + \frac{U}{2} \sum_{i,\sigma} n_{i\sigma} n_{i-\sigma}, \quad (3)$$

where $n_{i\sigma} = a_{i\sigma}^+ a_{i\sigma}$ is the particle-number operator. Based on the obtained hopping integrals, we have estimated the exchange interaction parameters using the expression $J_{ij}^{xy} = \frac{4(t_{ij}^{xy})^2}{U}$ (see Table I), which appears upon mapping the one-band Hubbard model onto the Heisenberg model in the limit $U \gg t$, and which only describes the antiferromagnetic superexchange process due to the hybridization between non-degenerate orbitals. The sum in Eq.(2) runs over all bands. Therefore in the xy -orbital model we take into account all interaction paths between xy orbitals on different vanadium atoms.

In order to check the reliability of the mapping of the band structure onto the one orbital tight-binding model (Eq.1), we have also derived a five-orbital model described by a tight-binding Hamiltonian that includes five orbitals per V site:

$$H_{TB}^{full} = \sum_{\substack{i,j,\sigma \\ m,m'}} t_{ij}^{mm'} a_{im\sigma}^+ a_{jm'\sigma} \quad (4)$$

using the projection procedure to calculate the hopping integrals. The results of this calculation are presented in Table II. One can see that the hopping parameters between the occupied xy orbitals in the five-orbital model are not exactly the same as in the one-orbital model. This is due to the fact that the hybridization between filled and vacant orbitals is explicitly taken into account in the five-orbital model. It is also found that the sums of the squares of the hopping parameters between occupied and vacant orbitals I_{ij}^f are larger than those between filled

TABLE II: Calculated hopping integrals between the $3d$ orbitals of vanadium atoms including five orbitals per V site model (in eV). t_{ij}^{mm} corresponds to the hopping process between the filled xy orbitals of i th and j th vanadium atoms, while $t_{ij}^{mm'}$ corresponds to the hopping parameters between filled (m) and vacant (m') orbitals.

i-j	t_{ij}^{mm}	$I_{ij}^a = (t_{ij}^{mm})^2$	$I_{ij}^f = \sum_{(m \neq m')} (t_{ij}^{mm'})^2$
(V1-1)-(V2-9)	-0.166	0.028	0.055
(V1-1)-(V3-16)	-0.153	0.023	0.043
(V1-1)-(V2-8)	-0.148	0.022	0.024
(V2-7)-(V3-18)	-0.155	0.024	0.043
(V2-9)-(V3-18)	-0.109	0.012	0.038
(V2-9)-(V3-15)	-0.042	0.002	0.036
(V1-1)-(V2-10)	-0.041	0.002	0.031
(V1-1)-(V3-15)	-0.001	0	0.069
(V1-2)-(V3-15)	-0.028	0.001	0.046

orbitals, I_{ij}^a . Therefore one can expect that the Heisenberg model obtained from the one-band Hubbard model of Eq.(3) through perturbation theory is not sufficient in order to describe the magnetic couplings between vanadium atoms in $\text{Na}_2\text{V}_3\text{O}_7$.

III. LDA+U CALCULATION

The main goal of the LDA+U¹⁶ method is to take into account the Coulomb correlations of localized states, which are disregarded in LDA. The former method provides reasonable results for strongly correlated systems.^{16,17} The effective Coulomb interaction U and the effective intraatomic exchange J_H , which represent external parameters in a self-consistent cycle of the LDA+U scheme, are determined from the first-principle calculation by the constrained LDA method. This calculation scheme was described elsewhere.¹⁸ The Coulomb interaction parameter U and intraatomic exchange J_H have been estimated as $U=2.3$ eV and $J_H=0.98$ eV. The Brillouin zone integration in our calculation has been performed in the grid generated by using (4,4,4) divisions.

TABLE III: Results of LDA+U calculations for different types of magnetic configurations (see Fig.4).

	conf. 1	conf. 2
Energy Gap (eV)	1.14	1.18
Magnetic moment (μ_B)	0.87	0.89

Our LDA+U calculations show that the magnetic structure of $\text{Na}_2\text{V}_3\text{O}_7$ is frustrated with respect to magnetic couplings, i.e. we cannot find a collinear spin configuration which corresponds to the minimum of the total energy of the system. We have performed the LDA+U calculations for two magnetic configurations (Fig.4). The results of these calculations are presented in Table III. One can see that in both magnetic configurations $\text{Na}_2\text{V}_3\text{O}_7$ is an insulator with an energy gap

of 1 eV. The calculated average value of the magnetic moment of vanadium atoms is about $0.88 \mu_B$, which is in good agreement with experimentally observed spin- $\frac{1}{2}$ moment.¹⁹

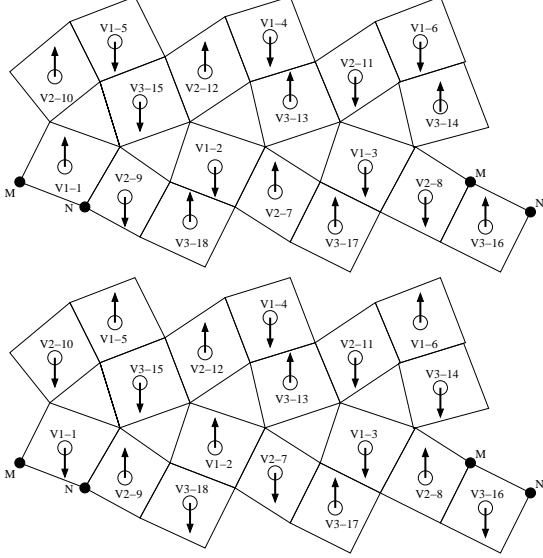


FIG. 4: The different magnetic configurations for $\text{Na}_2\text{V}_3\text{O}_7$ used in the LDA+U calculation. The arrows denote the directions of the magnetic moments, which lie along the z axis.

Following Lichtenstein *et al.*⁷, we determine the exchange interaction parameter between vanadium atoms via the second variation of the total energy with respect to small deviations of the magnetic moments from the collinear magnetic configuration. The exchange interaction parameters J_{ij} of the spin Hamiltonian $H = \sum_{i>j} J_{ij} \vec{S}_i \vec{S}_j$, where $S = \frac{1}{2}$, can be written in the following form^{7,20}:

$$J_{ij} = \frac{2}{\pi} \int_{-\infty}^{E_F} d\epsilon \text{Im} \sum_{\substack{m, m' \\ m'', m'''}} (\Delta_i^{mm'} G_{ij\downarrow}^{m'm''} \Delta_j^{m''m'''} G_{ji\uparrow}^{m'''m})$$

where the on-site potential $\Delta_i^{mm'} = H_{ii\uparrow}^{mm'} - H_{ii\downarrow}^{mm'}$ and the Green function is calculated in the following way

$$G_{ij\sigma}^{mm'}(\epsilon) = \sum_{k, n} \frac{c_{i\sigma}^{mn*}(k) c_{j\sigma}^{m'n}(k)}{\epsilon - E_{\sigma}^n} \quad (5)$$

Here $c_{i\sigma}^{mn}$ is a component of the n th eigenstate, and E_{σ}^n is the corresponding eigenvalue. In order to define the contributions to the total exchange interactions between vanadium atoms from different pairs of 3d orbitals, we diagonalize the on-site potential in the following way: $\Delta_i^{mm'} = A_i^{mk} \tilde{\Delta}_i^{kk} (A_i^{k m'})^*$, where $\tilde{\Delta}_i^{kk}$ is the on-site potential which is diagonal in orbital space and the matrix A defines the basis where Δ is diagonal. The exchange interaction between the k th orbital of site i and the k' th

orbital of site j is given by

$$J_{ij}^{kk'} = \frac{2}{\pi} \int_{-\infty}^{E_F} d\epsilon \text{Im} (\tilde{\Delta}_i^{kk} \tilde{G}_{ij\downarrow}^{kk'} \tilde{\Delta}_j^{k'k'} \tilde{G}_{ji\uparrow}^{k'k}),$$

where $\tilde{G}_{ij\sigma}^{kk'} = \sum_{mm'} A_i^{km} G_{ij\sigma}^{mm'} (A_j^{m'k'})^*$. In Eq.(5), the index n runs over all states. Therefore we take into account all interaction paths between the i th and j th atoms.

Our calculated values of the total exchange couplings are presented in Table IV. One can see that there is a

TABLE IV: Calculated exchange interaction parameters of $\text{Na}_2\text{V}_3\text{O}_7$ (in meV). Negative couplings denote ferromagnetic exchange interactions. J_{ij}^{AF} is the contribution to the total exchange interaction coming from the coupling between filled orbitals of the i th and j th atoms, while J_{ij}^{FM} is the sum of the exchange interactions between filled and vacant orbitals of the i th and j th sites.

i-j	J_{ij}	J_{ij}^{AF}	J_{ij}^{FM}
(V1-1)-(V2-9)	31.8	54.2	-22.4
(V1-1)-(V3-16)	13.4	35.4	-22.0
(V1-1)-(V2-8)	22.3	34.5	-12.2
(V2-7)-(V3-18)	15.5	35.6	-20.1
(V2-9)-(V3-18)	-5.8	16.3	-22.1
(V2-9)-(V3-15)	-12.2	~ 0	-12.2
(V1-1)-(V2-10)	-14.0	~ 0	-14.0
(V1-1)-(V3-15)	-36.9	0.4	-37.3
(V1-2)-(V3-15)	-27.7	0.6	-28.3

qualitative *and* quantitative disagreement between the exchange interactions J_{ij}^{xy} deduced from the hopping parameters (Table I) and the total exchange interaction integrals J_{ij} obtained by the Green function method (Table IV). Therefore the simple model estimation $J_{ij} = \frac{4(t_{ij}^{xy})^2}{U}$, which was used in Ref.9, does not work in the case of $\text{Na}_2\text{V}_3\text{O}_7$. One has to take into account the low symmetry of this compound. We have calculated the different contributions to the intra-ring and inter-ring exchange couplings. It was found that the antiferromagnetic exchange interaction between occupied orbitals J_{ij}^{AF} (Table IV) is in good agreement with J_{ij}^{xy} deduced from the hopping integrals (Table I). But there are also strong ferromagnetic contributions which are due to the hybridization between occupied (by electrons) and empty 3d orbitals of the vanadium atoms. For vanadium atoms which belong to different rings, one can see that the antiferromagnetic contribution due to the hybridization between occupied xy orbitals is approximately zero (Table IV). Thus, the main contribution to the total exchange interaction is given by hybridization between occupied and empty orbitals. A similar situation where the hybridization between filled and empty orbitals plays an important role was encountered for the layered vanadates CaV_2O_5 , MgV_2O_5 , CaV_3O_7 , and CaV_4O_9 ³.

Let us first give an illustrative geometrical explanation of the obtained exchange interaction picture. In order to do so one can consider the simple two pyramid $S = \frac{1}{2}$ model presented in Fig.5 with the assumption that the

xy orbital of vanadium atom is occupied by one electron. The pyramid axes are collinear in the case of a perfect

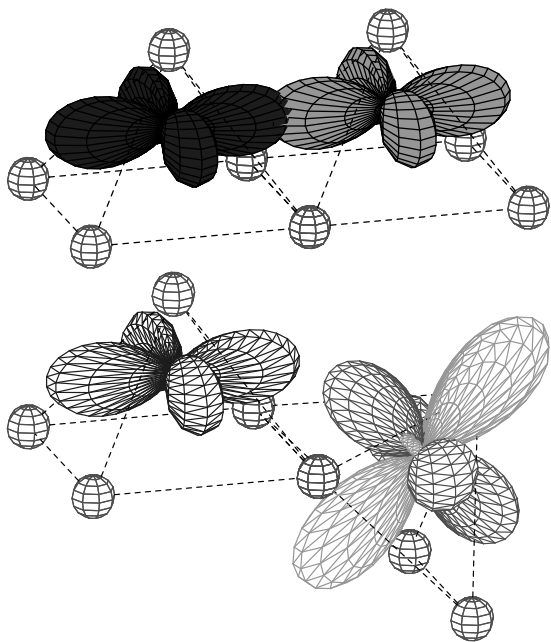


FIG. 5: Two pyramid xy model. The top and bottom figures correspond to perfect and distorted structures, respectively. The oxygen atoms are located at the edges of pyramid.

structure, therefore only the σ -overlap between the V xy -orbitals is non-zero. Thus the total exchange interaction is purely antiferromagnetic. The deviation from perfect geometry resulting from the rotation of a pyramid results in a decrease of σ -overlap between active orbitals and an increase of those between occupied and vacant orbitals. For instance, the overlap between the vacant $3z^2 - r^2$ (right pyramid) and the filled xy orbital (left pyramid) results in an exchange interaction of ferromagnetic nature.

The resulting picture of magnetic interactions (Table IV) can be explained numerically within the Kugel-Khomskii model.²¹ According to their investigation, for real materials it is necessary to consider all the 3d levels and the intra-atomic exchange interaction J_H which leads to Hund's rule. We modify the Kugel-Khomskii model by introducing the splitting between the occupied

TABLE V: Calculated crystal-field splittings between the occupied (xy) and the vacant orbitals (yz , xz , $3z^2 - r^2$, $x^2 - y^2$) of vanadium atoms obtained by using the projection procedure (in eV).

	Δ_{yz}	Δ_{xz}	$\Delta_{3z^2-r^2}$	$\Delta_{x^2-y^2}$
V1	1.10	1.71	3.05	2.55
V2	1.39	1.08	2.96	2.41
V3	1.18	1.60	2.95	2.27

orbital (denoted as 1) and other vacant orbitals

$$\begin{aligned}
 H = & \sum_{\substack{ij\sigma \\ mm' \\ (m \neq m')}} t_{ij}^{mm'} a_{im\sigma}^+ a_{jm'\sigma} + \sum_{\substack{i\sigma\sigma' \\ mm'}} \frac{U_{mm'}}{2} n_{im\sigma} n_{im'\sigma'} \\
 & \times (1 - \delta_{mm'} \delta_{\sigma\sigma'}) + \sum_{i m' \sigma} (1 - \delta_{1 m'}) (\varepsilon_0 + \Delta_{m'}) n_{im'\sigma} \\
 & - \sum_{\substack{i\sigma\sigma' \\ mm'}} \frac{J_H^{mm'}}{2} (1 - \delta_{mm'}) \\
 & \times (a_{im\sigma}^+ a_{im\sigma'} a_{im'\sigma'}^+ a_{im'\sigma} + a_{im\sigma}^+ a_{im'\sigma} a_{im\sigma'}^+ a_{im'\sigma'}), \quad (6)
 \end{aligned}$$

where ε_0 is the energy of the filled orbital and $(\varepsilon_0 + \Delta_{m'})$ is the energy of the m' th vacant orbital. For simplicity we assume that $\varepsilon_0 = 0$ and we neglect the fact that different empty orbitals have different splittings, i.e. we assume that $\Delta_{m'} = \Delta$ (for vacant orbitals). It is also assumed that the Coulomb repulsion and the intraatomic exchange interaction do not depend on the particular orbital, i.e. $U_{mm} = U_{mm'} = U$ and $J_H^{mm'} = J_H$. The total exchange interaction can be expressed in terms of the sum of squares of the hopping integrals I_{ij}^a and I_{ij}^f presented in Table II, the splittings between filled and empty orbitals of vanadium atoms Δ , the on-site Coulomb U , and the intraatomic exchange interactions J_H in the following form:

$$\begin{aligned}
 J_{ij} = & J_{ij}^{AF} + J_{ij}^{FM} \\
 = & \frac{4I_{ij}^a}{U} - \frac{4I_{ij}^f J_H}{(U + \Delta)(U + \Delta - J_H)}. \quad (7)
 \end{aligned}$$

The first term describes the antiferromagnetic coupling due to hybridization between active orbitals (occupied by electrons) at the i th and j th sites. The second term is the sum of the exchange interactions between vacant and filled orbitals. It is of ferromagnetic nature.

The values of the crystal-field splittings of different types of vanadium atoms obtained by using the projection procedure are presented in Table V. If we take for the the splitting Δ the average value of the crystal field splittings, namely 2 eV, the ferromagnetic contributions to

TABLE VI: Calculated contributions to the total exchange interactions between vanadium atoms obtained by using extended Kugel-Khomskii model (in meV).

i-j	J_{ij}^{AF}	J_{ij}^{FM}
(V1-1)-(V2-9)	48.7	-26.2
(V1-1)-(V3-16)	40	-20.5
(V1-1)-(V2-8)	38.2	-11.4
(V2-7)-(V3-18)	41.7	-20.5
(V2-9)-(V3-18)	20.8	-18.1
(V2-9)-(V3-15)	3.4	-17.2
(V1-1)-(V2-10)	3.4	-14.7
(V1-1)-(V3-15)	0	-32.8
(V1-2)-(V3-15)	1.7	-21.9

the total exchange interactions estimated within the extended Kugel-Khomskii model are about 2 times smaller than those obtained using the Green function method (presented in Table IV). A physically more appealing approximation is to use in the model calculation the smallest value of the crystal field splitting, which corresponds to the first excitation energy for an electron between occupied and vacant orbitals. In our case this splitting is about 1.1 eV. The calculated contributions to the total exchange interactions between vanadium atoms for $\Delta = 1.1$ eV are presented in Table VI. One can see that we can qualitatively reproduce the anti- and ferromagnetic contributions to the total exchange interactions between vanadium atoms using this simple model except for bond (V2-9)-(V3-18). In order to obtain full qualitative agreement with the Green function method results one should use $\Delta = 0.8$ eV, which is slightly less than the crystal-field splitting calculated by the projection procedure.

IV. CONCLUSION

We have investigated the electronic structure and the microscopic origin of the exchange interactions of $\text{Na}_2\text{V}_3\text{O}_7$. Based on our LDA+U results we predict that the value of the energy gap in electronic excitation spectra in this system is about 1 eV. The different contributions to the exchange interaction parameters have been calculated using the first-principle Green-function method proposed by A.I. Lichtenstein. On the basis of

the obtained results we argue that it is *not* correct to assume that the exchange interaction which is due to hybridization between active orbitals is a good approximation to the total exchange interaction between vanadium atoms for $\text{Na}_2\text{V}_3\text{O}_7$.

According to the present results, the main interactions are antiferromagnetic along the ring, ferromagnetic between the rings, and of the same order of magnitude. The resulting Heisenberg model is strongly frustrated, with no obvious starting point for perturbation theory, hence no simple way to predict its properties. Such an analysis is left for future investigation.

V. ACKNOWLEDGMENTS

We would like to thank A.I. Lichtenstein, I.V. Solovyev, and M.A. Korotin for helpful discussions. The hospitality of the Institute of Theoretical Physics of EPFL is gratefully acknowledged. This work is supported by INTAS Young Scientist Fellowship Program Ref. Nr 04-83-3230, Netherlands Organization for Scientific Research through NWO 047.016.005, the scientific program “Development of scientific potential of universities” section 3.3 project code 315, Russian Foundation for Basic Research grant RFFI 04-02-16096 and RFFI 03-02-39024. The calculations were performed on the computer cluster of “University Center of Parallel Computing” of USTU-UPI. We also acknowledge the financial support of the Swiss National Fund and of MaNEP.

-
- ¹ F. Mila, P. Millet and J. Bonvoisin, Phys. Rev. B **54**, 11925 (1996).
- ² P. Millet *et al.*, Phys. Rev. B **57**, 5005 (1998).
- ³ M.A. Korotin, I.S. Elfimov, V.I. Anisimov, M. Troyer, and D.I. Khomskii, Phys. Rev. Lett. **83**, 1387 (1999); M.A. Korotin, V.I. Anisimov, T. Saha-Dasgupta and I. Dasgupta, J. Phys.: Condens. Matter. **12**, 113 (2000).
- ⁴ A.A. Gippius *et al.*, Phys. Rev. B **70**, 020406(R) (2004).
- ⁵ R. Valenti, T. Saha-Dasgupta, and F. Mila, Phys. Rev. B **68**, 024411 (2003).
- ⁶ V.I. Anisimov *et al.*, Phys. Rev. B **71**, 125119 (2005).
- ⁷ A.I. Lichtenstein, M.I. Katsnelson, V.P. Antropov, and V.A. Gubanov, J. Magn. Magn. Mater. **67**, 65 (1987).
- ⁸ M.-H. Whangbo and H.-J. Koo, Solid State Commun. **115**, 675 (2000).
- ⁹ T. Saha-Dasgupta, R. Valenti, F. Capraro, and C. Gros, cond-mat/0410066.
- ¹⁰ P. Blaha, K. Schwarz, G.K.M. Madsen, D. Kvasnicka and J. Luitz, WIEN2k, 2001, ISBN 3-9501031-1-2.
- ¹¹ O.K. Andersen and T. Saha-Dasgupta, Phys. Rev. B **62**, 16219(R) (2000).
- ¹² A.I. Lichtenstein, V.I. Anisimov and J. Zaanen, Phys. Rev. B **52**, 5467(R) (1995).
- ¹³ P. Millet, J.Y. Henry, F. Mila, and J. Galy, J. Solid State Chem. **147**, 676 (1999).
- ¹⁴ O.K. Andersen, Z. Pawlowska and O. Jepsen, Phys. Rev. B **34**, 5253 (1986).
- ¹⁵ R. Valenti, T. Saha-Dasgupta, C. Gros and H. Rosner, Phys. Rev. B **67**, 245110 (2003).
- ¹⁶ V.I. Anisimov, J. Zaanen and O.K. Andersen, Phys. Rev. B **44**, 943 (1991).
- ¹⁷ M.A. Korotin *et al.*, Phys. Rev. B **49**, 6548 (1994).
- ¹⁸ O. Gunnarsson, O.K. Andersen, O. Jepsen, and J. Zaanen, Phys. Rev. B **39**, 1708 (1989).
- ¹⁹ J.L. Gavilano, D. Rau, S. Mushkolaj, H.R. Ott, P. Millet, and F. Mila, Phys. Rev. Lett. **90**, 167202 (2003).
- ²⁰ V.V. Mazurenko and V.I. Anisimov, Phys. Rev. B **71**, 184434 (2005).
- ²¹ K.I. Kugel and D.I. Khomskii, Sov. Phys. Usp. **25**, 231 (1982).