

# Tricritical behavior in MnSi at nearly hydrostatic pressure

Alla E. Petrova,<sup>1</sup> Vladimir Krasnorussky,<sup>1</sup> John Sarrao,<sup>2</sup> and Sergei M. Stishov<sup>1,2,\*</sup>

<sup>1</sup>*Institute for High Pressure Physics of Russian*

*Academy of Sciences, Troitsk, Moscow Region, Russia*

<sup>2</sup>*Los Alamos National Laboratory, Los Alamos, NM, 87545*

(Dated: November 17, 2018)

## Abstract

AC magnetic susceptibility of a single crystal of MnSi was measured along the ferromagnetic phase-transition line up to a pressure of 0.8 GPa created by compressed helium. The results show that the tricritical point is situated at much lower pressure and at significantly higher temperature ( $P_{tr} \cong 0.355$  GPa,  $T_{tr} \cong 25.2$  K) than was reported previously ( $\sim 1.2$  GPa,  $\sim 12$  K). These new observations put certain constraints on the origin of the tricritical point in MnSi.

PACS numbers: 62.50.+p, 64.60.Kw, 75.30.Kz

Recently, there has been a considerable interest in studying the magnetic phase transition in the intermetallic compound MnSi [1, 2, 3, 4, 5, 6, 7, 8, 9, 10, 11], which reveals weak ferromagnetic properties slightly below 30 K with spins having been ordered into a long wavelength helical structure [12, 13]. As shown for the first time in [1], the Curie temperature  $T_c$  in MnSi decreases on compression and is completely suppressed at pressure more than 1.5 GPa. One of the important findings of earlier studies was the discovery that the magnetic transition in MnSi becomes first order at pressures greater than 1.2 GPa, with a tricritical point at  $\sim 1.2$  GPa,  $\sim 12$  K [2, 4, 7]. A number of ideas were suggested to explain this feature of the

transition line in MnSi [14], including the existence of a deep minimum in the density of state at the Fermi level [4], coupling of the order parameter and soft particle-hole excitations [16], magnetic rotons [17], etc. On the other hand, nonhydrostatic components of pressure also could change or influence the nature of the phase transition. In all previous experimental studies, various kinds of liquids, which freeze to strong solids on cooling, were used as pressure media. Consequently, it is appropriate to carry out a study of the magnetic phase transition in MnSi at high pressures making use of a hydrostatic pressure-transmitting medium.

In the present communication, we report results of our studies of the AC magnetic

susceptibility of a single crystal of MnSi at high pressure using fluid and solid helium as a pressure medium. Solid helium, being a quantum crystal, exhibits the highest plastic properties and is the best medium to transmit pressure at low temperatures. Single crystals of MnSi were grown from a tin flux by dissolving pre-alloyed Mn and Si in excess Sn. The resulting crystals were characterized by powder x-ray diffraction, electrical resistivity, and magnetic susceptibility. The temperature of the magnetic phase transition was  $29.1 \pm 0.02$  K. The resistivity ratio  $R_{300}/R_{(T=4.2)}$  varied in the range 80 -100 for different crystals. Descriptions of the high pressure gas installation and the cryostat are given in [18]. Briefly, the experimental cell Fig.1 is connected to the high pressure generator by means of a stainless steel high pressure tubing of 1.6 mm in outer diameter. Details of the experimental cell, made of beryllium copper, are seen in the Fig.1. Fifteen copper wires were planted inside the cell using 2850FT Stycast epoxy as a seal and an insulator. Special measures were taken to make this seal gas tight at high pressure and low temperature [19].

To measure AC susceptibility a three-coil set up (drive coil and a balanced pair of pick up coils) was mounted inside the high pressure cell. The measurements were carried out with a standard modulation technique at a

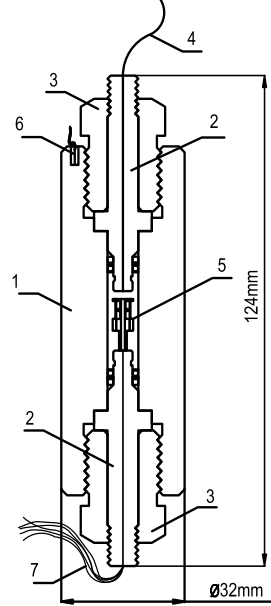


FIG. 1: Schematic drawing of high pressure cell: 1) cell body, 2) plugs, 3) holding nuts, 4) high-pressure tubing, 5) coil setup, 6) temperature sensor, 7) electrical leads.

modulation frequency 19 Hz.

Temperature was measured by a calibrated Cernox sensor imbedded in the cell body as shown in the Fig.1 (typical accuracy of the Cernox sensor in the temperature range under study is about 0.02 K). A calibrated manganin gauge, situated in a separate temperature stabilized cell, was used to measure pressure with accuracy about 0.001 GPa while helium was still in the fluid phase. Upon crystallization of helium, pressure was calculated on the basis of the measured helium-crystallization temperatures and extensive data on EOS of helium [20]. Normally the measurements were taken in the regime of

slow cooling of about  $-0.2$  K/min. On cooling a slight drop of pressure signaled helium crystallization. A comparison of the measured melting temperatures of helium with data taken from literature shows that our data do not deviate much from the precise data obtained in different laboratories Fig.2. This confirms that there was no significant temperature gradient in our pressure cell. Note that the deviations, being random at low pressures, acquire a more systematic character when pressure increased, which probably indicates pressure calibration problems. As a whole, overall accuracy of the melting temperature of helium, determined in our experiments, can be estimated as  $0.2$  K, which puts a lower limit of about  $0.005$  GPa for the error in pressure estimations in solid helium.

Behavior of the AC magnetic susceptibility ( $\chi_{AC}$ ) of MnSi in a wide temperature range and at ambient pressure is shown in Fig.3. Selected curves in Fig.4 demonstrate the influence of pressure on the position and form of the  $\chi_{AC}$  singularity at the magnetic transition in MnSi.

Temperatures corresponding to the maximum of  $\chi_{AC}$  were taken as the phase-transition temperatures. Consequently, accuracy of this procedure depended on sharpness of the corresponding maxima, the experimental resolution and the noise, and varied from  $0.02$  K to  $0.5$  K with the average ac-

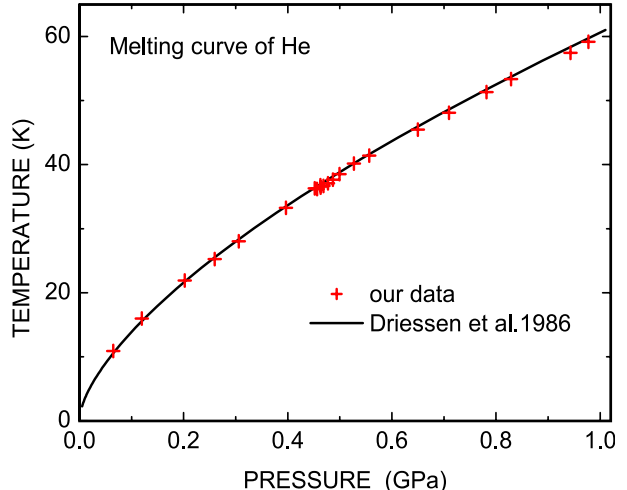


FIG. 2: Experimentally determined melting curve of helium. Solid line - generalized melting curves of helium, taking into account many fine measurements (exhausting references see in [20]).

curacy of about  $0.1$  K. This number leads to an average pressure uncertainty of the phase-transition line of  $\sim 0.009$  GPa, which probably absorbs the errors connected with the pressure estimations in solid helium. The phase-transition line of MnSi in the  $P - T$  plane is depicted in the Fig.5. As seen from Fig.5, our results agree well with the data obtained previously [2, 3]. This comparison shows that effects of nonhydrostatic environments do not influence much the position of the phase-transition line, at least in the pressure range probed in the current research, but as we will see next, nonhydrostaticity does influence the form of the  $\chi_{AC}$  curve near the phase transition and, conse-

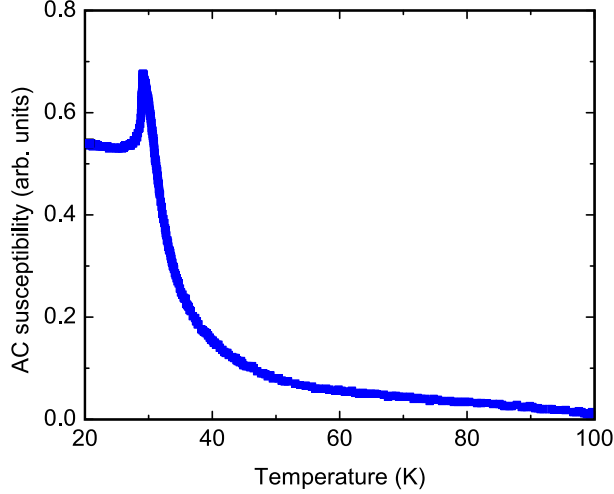


FIG. 3: Temperature dependence of AC magnetic susceptibility ( $\chi_{AC}$ ) of MnSi at ambient pressure.

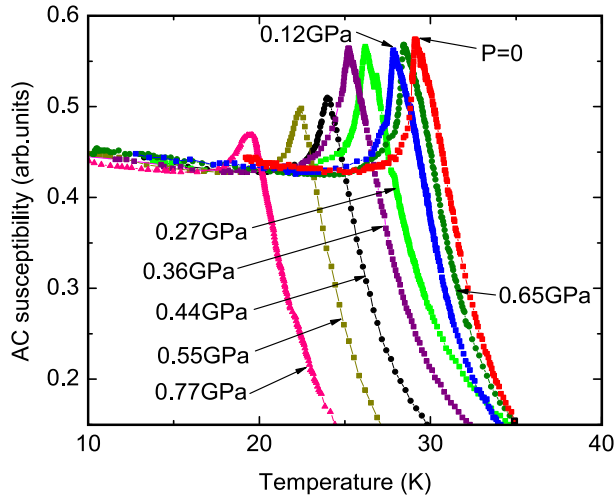


FIG. 4: Influence of pressure on the  $\chi_{AC}$  singularity at the phase transition in MnSi.

quently, influences the conclusions that were made thereafter. As argued earlier [2, 3], the temperature dependence of  $\chi_{AC}$  near the phase-transition boundary reflects the order of the transition. According to [2, 3] a  $\lambda$ -type singularity of  $\chi_{AC}$ , typical of the sec-

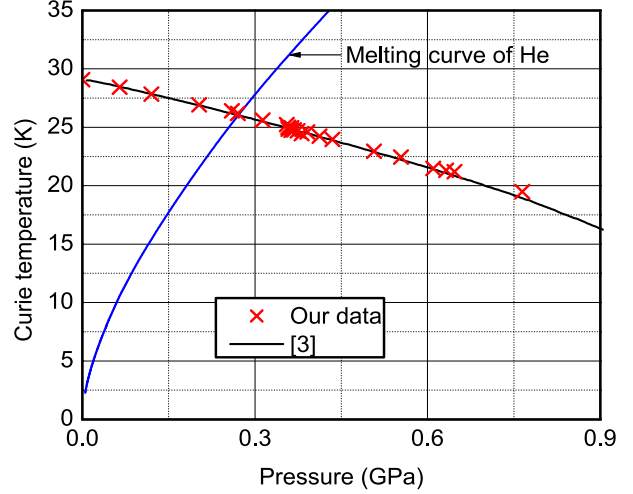


FIG. 5: Pressure dependence of the Curie temperature in MnSi determined in the current experiment.

ond order phase transitions, continuously deforms on increasing pressure to become finally (at  $P \cong 1.2$  GPa) a simple step expected for first order transitions. Under the hydrostatic conditions used in the present experiments, a  $\lambda$ -type singularity of  $\chi_{AC}$  at the phase transition in MnSi remains essentially independent on pressure to 0.355 GPa, even though some of the data points are well inside the solid helium field Fig.6. Just beyond 0.355 GPa, however, the peak in  $\chi_{AC}$  starts to decrease drastically. This evolution in the pressure-dependent shape  $\chi_{AC}(T)$  is just what one would anticipate from the physics of tricritical phenomena. Our current conclusion, then, is that the tricritical point on the phase-transition line is situated at much lower pressure and significantly higher tem-

perature ( $P_{tr} \cong 0.355$  GPa,  $T_{tr} \cong 25.2$  K) than was reported in previous work [2, 3] ( $\sim 1.2$  GPa,  $\sim 12$  K). The reason for the observed difference is most probably connected with random strains caused by nonhydrostatic compression. In that case, the random strains would play the role of impurities, smearing out singularities in physical quantities at the second order phase transition. Finally, the current observation probably does not support theories of the tricritical phenomena in MnSi that exploit the specifics of electron spectra of MnSi or metals in general if that theory is relevant just at zero temperature. The volume change associated with a first order phase transition clearly implicates lattice involvement in the mechanism of the tricritical behavior in MnSi, and the spin-lattice interaction should be taken into consideration in future theories. Studies of phonon spectra, thermal expansion and the compressibility of MnSi at high pressure, created by compressed helium, seem to be indispensable for a complete explanation of the  $P - T$  phase diagram of MnSi.

In conclusion, the authors express their gratitude to Dr. Joe Thompson for reading the manuscript and valuable suggestions.

A.E. Petrova, V. Krasnorussky and S.M. Stishov appreciate support of the Russian fund for Basic Research (grant N03-02-17119), Program of the Physics Department

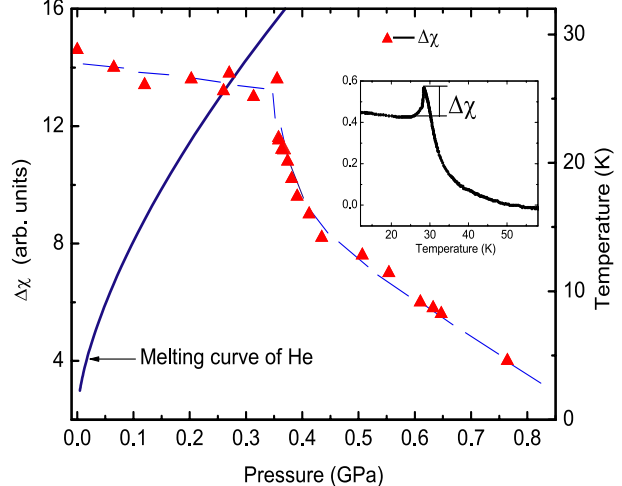


FIG. 6: Evolution of the form of the singularity of  $\chi_{AC}$  at the phase transition in MnSi. (Temperature scale on the right ordinate is related to the melting curve of He.) The form of the singularity is characterized by the quantity  $\Delta\chi$ , illustrated in the insert.

of Russian Academy of Science on Strongly Correlated Systems and Program of the Presidium of Russian Academy of Science on Physics of Strongly Compressed Matter.

---

\* Electronic address: sergei@hppi.troitsk.ru

- [1] J.D. Thompson, Z. Fisk, and G.G. Lonzarich, *Physica B* **161**, 317 (1989)
- [2] C. Pfleiderer, G.J. McMullan, G.G. Lonzarich, *Physica B* **206-207**, 847 (1995)
- [3] C. Thessieu, J. Flouquet, G. Lapertot, A.N. Stepanov, D.Jaccard, *Solid State Commun.* **95**, 707 (1995)
- [4] C. Pfleiderer, G.J. McMullan, S.R. Ju-

- lian, G.G. Lonzarich, Phys.Rev.B **55**, 8330 (1997)
- [5] C. Pfleiderer, C. Thessieu, A.N. Stepanov, G. Lapertot, M. Couach, J. Flouquet, Physica B **230-232**, 576 (1997)
- [6] C. Thessieu, C. Pfleiderer, J. Flouquet, Physica B **239**, 67 (1997)
- [7] C. Thessieu, Y. Kitaoka, K. Asayama, Physica B **259-261**, 847 (1999)
- [8] A.S. Panfilov, Low Temperature Physics **25**, 432 (1999)
- [9] K. Koyama, T. Goto, T. Kanomata, R. Note, Phys. Rev. B **62**, 986 (2000)
- [10] C. Pfleiderer, S.R. Julian, and G.G. Lonzarich, Nature **414**, 427 (2001)
- [11] W. Yu, F. Zamborszky, J.D. Thompson, J.L. Sarrao, M.E. Torelli, Z. Fisk, Brown, Phys.Rev.Lett. **92**, 086403 (2004)
- [12] Y. Ishikawa, K. Tajima, D. Bloch, Solid State Commun. **19**, 525 (1976)
- [13] Y. Ishikawa, Y. Noda, Y. Uemura, C.F. Majkrzak, G. Shirane, Phys. Rev. B **31**, 5884 (1985)
- [14] Normally magnetic ordering in the itinerant systems occurs as a second order phase transitions that can be well described in the framework of a mean-field theory. Emerging of a tricritical point then means that the forth order term of the Landau expansion change the sign [15]. The latter takes place in result of coupling of an order parameter with others not critical degree of freedom.
- [15] L.D. Landau and E.M. Lifshitz, *Statistical Physics*, Part 1, 3rd Edition, Pergamon
- [16] D. Belitz, T.R. Kirkpatrick, Thomas Vojta, Phys.Rev.Lett. **82**, 4707 (1999)
- [17] J. Schmalian and M. Turlakov, Phys.Rev.Lett. **93**, 036405 (2004)
- [18] A.E. Petrova, V.A. Sidorov, S.M. Stishov, Physica B **359-361**, 1463 (2005)
- [19] A.E. Petrova, S.M. Stishov, to be published
- [20] A. Driessen, E. van der Poll, I.F. Silvera, Phys.Rev. B **33**, 3269 (1986)