

Electronic reconstruction in correlated electron heterostructures

Satoshi Okamoto and Andrew J. Millis

Department of Physics, Columbia University, 538 West 120th Street, New York, NY 10027

ABSTRACT

Electronic phase behavior in correlated-electron systems is a fundamental problem of condensed matter physics. We argue here that the change in the phase behavior near the surface and interface, i.e., *electronic reconstruction*, is the fundamental issue of the correlated-electron surface or interface science. Beyond its importance to basic science, understanding of this behavior is crucial for potential devices exploiting the novel properties of the correlated systems. We present a general overview of the field, and then illustrate the general concepts by theoretical studies of the model heterostructures comprised of a Mott-insulator and a band-insulator, which show that spin (and orbital) orderings in thin heterostructures are generically different from the bulk and that the interface region, about three-unit-cell wide, is always metallic, demonstrating that *electronic reconstruction* generally occurs. Predictions for photoemission experiments are made to show how the electronic properties change as a function of position, and the magnetic phase diagram is determined as a function of temperature, number of layers, and interaction strength. Future directions for research are also discussed.

Keywords: Correlated-electron systems, Mott insulator, band insulator, heterostructure, interface, magnetism

1. INTRODUCTION

Correlated electron systems such as transition metal oxides are materials in which strong electron-electron or electron-lattice interactions produces behavior incompatible with the standard *density functional plus Migdal-Eliashberg theory* which describes most compounds. The past decade has seen tremendous progress in the physics and materials science of correlated-electron systems. Significant improvements in crystal and film growth, in measurement techniques and in theory have led to a much improved understanding of the bulk properties of these materials. An important finding is that correlated electron systems exhibit a multiplicity of interesting phases (superconducting, magnetic, charge, and orbitally ordered) along with associated excitations. For recent reviews, see Ref. 1, or the articles in Ref. 2.

The recent success in treating bulk properties suggests that the time is ripe for a systematic study of the surface and interface properties of correlated electron systems. In addition to its basic importance as a fundamental question in materials science, correlated electron surface/interface science should provide the necessary scientific background for study of potential devices exploiting correlated electron properties, because essentially any device must be coupled to the rest of the world via motion of electrons through an interface. The fundamental interest of bulk correlated electron materials lies in novel phases they exhibit, and we therefore suggest that the fundamental issue for the nascent field of *correlated electron surface science* is *how does the electronic phase at the surface or interface differ from that in the bulk*; in other words, *what is the electronic surface reconstruction*.

As in the ordinary surface or interface science, many physics and material science issues arise in considering the behavior of correlated electrons near surfaces and interfaces. *Atomic reconstruction* may occur, and may change the underlying electronic structure. For example, the authors of Ref. 3 argue that, in two-dimensional ruthenates, a change in tilt angle of the surface RuO_6 octahedra increases the electronic hopping, thereby allowing the metallic phase to persist to lower T than in the bulk. *Reduced coordination number* at surfaces is supposed to enhance correlation effects as discussed by Potthoff and Nolting,^{4,5} Schwieger *et al.*,⁶ and Liebsch.⁷ Also, Hesper and co-workers have shown that the [111] surface of K_3C_{60} differs from the bulk. They noted that a change in structure will lead to *changes in Madelung potentials*, and to the screening which helps define the

Further author information: (Send correspondence to S.O.) E-mail: okapon@phys.columbia.edu, Telephone: +1-212-854-6712

values of many-body interaction parameters.⁸ *Leakage of charge* across an interface may change densities away from the commensurate values required for insulating behavior.

On the experimental side, a variety of heterostructures have been fabricated and studied. For the surface, i.e., interface between a material and a vacuum, Maiti and collaborators have shown that the surface and bulk electronic phases of $\text{Ca}_{1-x}\text{Sr}_x\text{VO}_3$ are significantly different.⁹ They argued that the enhanced incoherent part of the photoemission spectra may be due to the reduced coordination number at the surface and/or surface reconstruction. Moore and collaborators have demonstrated that in the correlated electron system $\text{Ca}_{1.9}\text{Sr}_{0.1}\text{RuO}_4$ (which exhibits a Mott metal-insulator transition), the surface layers remain metallic down to a lower temperature than does the bulk system.³ We have proposed that in this system electron-lattice coupling is crucial for the Mott metal-insulator transition.¹⁰ Therefore, the surface Mott transition in these materials may be different from that in the bulk; at the surface, due to the larger spring constant (estimated from the higher phonon frequency), electron-lattice coupling is reduced, and surface metal transition is suppressed.

A variety of interfaces between different materials includes high- T_c cuprates,¹¹⁻¹³ Mott-insulator and band-insulator heterostructure,¹⁴ and superlattices of transition-metal oxides.¹⁵⁻²¹ Izumi and co-workers have fabricated *digital heterostructures* composed of different transition metal oxides and have demonstrated changes in electronic phase and other properties depending on the thicknesses of different layers.¹⁵ Warusawithana and collaborators fabricated and measured a variety of superlattices of dielectric materials with broken inversion symmetry.¹⁹ In an experimental tour-de-force, Ohtomo and co-workers have demonstrated the fabrication of atomically precise digital heterostructures involving a controllable number n of planes of LaTiO_3 (a correlated-electron Mott-insulating material) separated by a controllable number m of planes of SrTiO_3 (a more conventional band-insulating material) and have measured both the variation of electron density transverse to the planes and the dc transport properties of the heterostructure.¹⁴ Their work opens the door to controlled studies both of correlated electron physics in confined dimensions and of the behavior of the interface between a correlated system and an uncorrelated one. Bowen and collaborators fabricated manganites based tunneling magnetoresistance (TMR) junctions, and succeeded in obtaining the high spin polarization as in the bulk materials at the lowest temperature.²⁰ However, magnetoresistance is lost well below the bulk Curie temperature. Similarly, Nakagawa and collaborators fabricated manganite-titanate heterojunctions and measured their current-bias voltage characteristics and junction capacitance with and without the applied magnetic field.²¹ They observed a significant magnetic-field dependence of the junction capacitance at low temperature indicating the change in the electronic state (possibly spin and orbital states) of manganites region near the interface under the magnetic field. Finally, with an elaborate sample preparation, Schneider *et al.* were successful in extrapolating the resistance of single grain boundary of $\text{YBa}_2\text{Cu}_3\text{O}_{7-\delta}$.¹³ This is clearly supported by the fact that the resistance is not affected by the onset of the superconducting transition. The resistance is found to decrease linearly with the increase of temperature, and it has been suggested that randomly distributed magnetic impurities are responsible for the scattering mechanism.²²

On the theoretical side, there have been several developments. The enhanced correlations near the surface due to the reduced coordination number⁴⁻⁷ could presumably induce surface magnetic ordering, this had been discussed in a mean field treatment of the Hubbard model by Potthoff and Nolting.²³ Matzdorf *et al.* proposed that ferromagnetic ordering is stabilized at the surface of two-dimensional ruthenates by a lattice distortion,²⁴ but this has not yet been observed. Calderon *et al.* discussed possible surface antiferromagnetism in manganites arising from a competition between reduced kinetic energy and antiferromagnetic superexchange interaction between the nearest-neighboring local spins.²⁵ The effect of bulk strain on the magnetic ordering in perovskite manganites was discussed by Fang *et al.*²⁶ Effect of strain had been intensively studied on the ferroelectric materials by using the first-principle calculation. (For example, see Refs. 27 and 28.) Further, Ederer and Spaldin studied the effects of strain and oxygen vacancy on *multiferroicity* in bismuth ferrite.²⁹ Popovic and Satpathy applied LSDA and LSDA+ U methods to compute the magnetic properties of $\text{LaTiO}_3/\text{SrTiO}_3$ heterostructures fabricated by Ohtomo *et al.*³⁰ Going beyond the study of static properties, Freericks applied the dynamical-mean-field method to the correlated [001] heterostructures comprised of non-correlated and strongly-correlated regions, and computed the conductance perpendicular to the plane.³¹ In his model, the correlated region is described by the Falicov-Kimball model, which is a simplified version of the Hubbard model neglecting the electron hopping integral of one of two spin components, and the computations are limited to the particle-hole symmetric case

(uniform charge density) for simplicity. Extension to the general model, and in particular, to the situation where the charge density is spatially modulated are important future directions.

Sorting out the different contributions and assessing their effect on the many-body physics is a formidable task, which will require a sustained experimental and theoretical effort. The experiment of Ohtomo *et al.* offers an attractive starting point. In this system, the near lattice match (1.5 % difference in lattice parameter) and chemical similarity of the two components (LaTiO₃ and SrTiO₃) suggests that atomic reconstructions, strain, and renormalizations of many-body parameters are of lesser importance, so the physical effects of electronic reconstruction can be isolated and studied. Furthermore, the near Fermi surface states are derived mainly from the Ti *d* orbitals,³² and correspond to narrow bands well described by tight-binding theory. Therefore, the model calculation of heterostructures of the type created by Ohtomo *et al.* is expected to be a good starting point toward a general understanding of the correlated electron surface and interface problem.

In the rest of this paper we review our work on theoretical analysis of the correlated electron behavior to be expected in lattice-matched digital heterostructures of the type created by Ohtomo *et al.*¹⁴ We focus on electrons in the Ti-derived *d*-bands and include the effects of the long-ranged electric fields arising both from the La atoms and the electronic charge distribution. Ti *d*-bands are represented by either a realistic t_{2g} three-band Hubbard model or a simplified single-band Hubbard model. The Hartree-Fock (HF) approximation is applied to treat the on-site interactions of the three-band model. We calculate the electronic phase diagram as a function of on-site interaction parameter and number of La layers and for the relevant phases determine the spatial variation of charge, spin and orbital densities.^{33,34} We obtain a complex set of behaviors depending on interaction strength and number of La layers. Generally, we find a crossover length of approximately three unit cells, so that units of six or more LaTiO₃ layers have a central region which exhibits bulk-like behavior. The outermost ~ 3 layers on each side are however metallic (in contrast to the insulating behavior of bulk LaTiO₃ and SrTiO₃). For very thin superlattices the ordering patterns differ from that in bulk. While the HF approximation provides the correct tendency towards magnetically and orbitally ordered states, this method is known to be an inadequate representation of strongly correlated materials, and in particular, does not include the physics associated with proximity to the Mott insulating state. Therefore, as a step to go beyond HF approximation, we apply the dynamical-mean-field method,³⁵ which provides a much better representation of the electronic dynamics associated with strong correlations, to a simplified single-band model, and investigate the dynamical properties of correlated-electrons.^{36,37} The dynamical-mean-field analysis confirms the important results obtained by the HF analysis, i.e., different phases in thin heterostructures than in the bulk and metallic edge, but provides significant improvement over the HF results for the emergence of the metallic behavior, the magnetic transition temperatures and order parameter distributions.

The rest of this paper is organized as follows: In Sec. 2, we present our theoretical models and methods applied, Sec. 3 presents results of the HF analysis of the realistic three-band model, and Sec. 4 presents results of the dynamical-mean-field analysis of the single-band model. Section 5 is devoted to conclusion and discussion. Part of the results presented in this paper has already been published in Refs. 33, 34, and 36, and can be seen in Ref. 37.

2. MODEL AND METHOD

In this study, we consider an infinite crystal of SrTiO₃, into which n adjacent [001] planes of LaTiO₃ have been inserted perpendicular to one of the Ti-Ti bond directions, as shown in Fig. 1 ([001] heterostructure). We choose the z direction to be perpendicular to the LaTiO₃ planes, so the system has (discrete) translation symmetry in the xy direction. Both LaTiO₃ and SrTiO₃ crystallize in the simple ABO_3 perovskite structure^{38,39} (more precisely, very small distortions occur) and as noted by Ref. 14 the lattice constants of the two materials are almost identical; $a_{LaTiO_3} \simeq a_{SrTiO_3} = 3.9 \text{ \AA}$, minimizing structural discontinuities at the interface and presumably aiding in the growth of high quality digital heterostructures. Therefore, in this study, we neglect lattice distortions and focus on the purely electronic model. Possible effects of lattice distortions will be briefly discussed below.

We consider the following two model heterostructures: (1) realistic three-band model and (2) single-band model. We apply the HF approximation to the three-band model and discuss static properties such as spin and

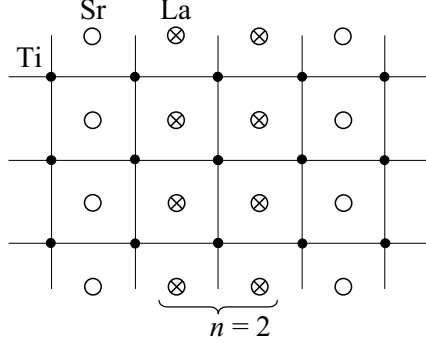


Figure 1. Schematic figure of the model used in the present study. Open and crossed circles show the positions of Sr and La ions. (La layer number $n = 2$) The dots show the positions of Ti ions. x, y axes are chosen to be parallel to the La plane, and z axis is perpendicular to the plane.

orbital orderings of the heterostructures. The single-band heterostructure is not a fully realistic representation of the systems studied Ref. 14, but the essential physics associated with *charge leakage* and *strong correlation* is included. The single-band model is analyzed using the dynamical-mean-field theory (DMFT).

Applying beyond-HF methods including the DMFT to the multi-band model is highly desirable, but this is beyond the current computational ability. In order to apply the DMFT to the heterostructure problem, it is required to solve many quantum impurity models coupled with each other self-consistently. Further, numerically expensive method is usually applied to solve the impurity model such as the quantum Monte-Carlo (QMC) method or the exact-diagonalization (ED) method. However, as will be discussed later, interesting physics appears at strong coupling regime, the interaction strength is larger than the band width, and at low-but-non-zero temperature, lower than the magnetic ordering temperature of the bulk material. This regime is not easily accessible either by QMC and by ED. In order to apply the DMFT method to realistic multi-band models, numerically inexpensive but reliable impurity solvers are required. Work in this direction is still in progress.

In both the models, the hamiltonian H_{tot} is comprised of three terms: $H_{tot} = H_{hop} + H_{on-site} + H_{Coul}$ with electron hopping term H_{hop} , on-site interaction term $H_{on-site}$, and long-ranged Coulomb interaction term H_{Coul} . The hopping term H_{hop} and the on-site interaction term $H_{on-site}$ vary depending on the model one considers as presented in the following subsections, while the long-ranged Coulomb interaction term H_{Coul} has the same form and consists of two terms: (i) the Coulomb force arising from the extra charge on the La relative to Sr defining the heterostructure, and (ii) the Coulomb force arising from the electrons on other Ti sites. Thus,

$$H_{Coul} = \sum_i V(\vec{r}_i) n_{tot}(\vec{r}_i) \quad (1)$$

with

$$V(\vec{r}_i) = - \sum_{\text{La-sites } j} \frac{e^2}{\varepsilon |\vec{r}_j^{La} - \vec{r}_i|} + \frac{1}{2} \sum_{\text{Ti-sites } j \neq i} \frac{e^2 n_{tot}(\vec{r}_j)}{\varepsilon |\vec{r}_j - \vec{r}_i|} \quad (2)$$

and $n_{tot}(\vec{r}_i) = \sum_{\sigma(\alpha)} d_{i(\alpha)\sigma}^\dagger d_{i(\alpha)\sigma}$ (sum over the orbital index α is necessary for the three-band model). Here the \vec{r}_i are the positions of the $\text{Ti}^{(B)}$ sites in the ABO_3 lattice and \vec{r}_j^{La} label the actual positions of the La ions, which reside on the A sites.

We denote the dielectric function of the host lattice by ε . An interesting issue arises here: SrTiO_3 is a nearly ferroelectric material.⁴⁰ The static dielectric constant becomes very large at long wavelength and low temperatures, but ε is much smaller at high frequencies, room temperature, or short length scales. Also the polarization P will increase more slowly at higher fields, and relevant quantity is P/E . In our work, we have chosen $\varepsilon \sim 15$ as a compromise between these effects, and have chosen a dimensionless parameter for the long-ranged Coulomb interaction $E_c = e^2/(\varepsilon at) = 0.8$ corresponding to a lattice constant $a = 3.9 \text{ \AA}$ transfer intensity $t = 0.3 \text{ eV}$. The effect of different choices of ε will be discussed later.

In addition to the strong ferroelectric tendency, other issues have been neglected in theoretical work so far. We emphasize that incorporating these effects in a more realistic manner is a important question for future research.

Important effects include (I) Change in the electron transfer intensity: As can be seen in the TEM image of Fig. 1 in Ref. 14, Ti sites do not show significant displacement throughout the heterostructure. Thus, change in the transfer intensity between neighboring Ti d -orbitals δt is given by $\delta t \propto \delta^2$ with δ the oxygen displacement. Therefore, it is expected to be small. However, when a more realistic model including O p -orbitals is considered, this effect can not be neglected because the Ti–O transfer is changed linearly in δ . Further, (II) Change in the on-site interaction parameters: Due to the lattice distortion, screening effect might be different, thus, changing the interaction parameters. (III) Degeneracy lifting in the Ti d -level: Due to the small but non-zero mismatch in the lattice constants, $a = 3.91 \text{ \AA}$ for SrTiO₃ substrate, and $a = 3.97 \text{ \AA}$ for LaTiO₃,³⁹ The Ti d -orbitals in LaTiO₃ region would suffer from an in-plane compressive strain, and the energy levels of the orbitals elongated in the plane would be raised. (IV) Absence of inversion symmetry: This would admix the Ti $3d t_{2g}$ -orbital with the orbitals with the different symmetry including the Ti $3d e_g$ - and $4p$ -orbitals via Ti–O hybridization. (V) Chemical effect: Because of the chemical difference between the two compounds, there may be additional level difference in conduction band on top of the one from the charge difference between La and Sr ions, which is considered here.

Before presenting the explicit form of H_{hop} and $H_{on-site}$, let us discuss a difficulty one encounters when analyzing the hamiltonian H_{tot} , in which the detail of H_{hop} and $H_{on-site}$ does not matter. As can be seen from the geometry of the heterostructures we concern, our theoretical model is essentially equivalent to a two-dimensional quantum well. Therefore, there are two types of solutions to the one-electron equations: bound states, which decay as $|z| \rightarrow \infty$, and continuum states, which do not. The bound states give rise to sub-bands, some of which are partially occupied. The ground state is obtained by filling the lowest sub-bands up to the appropriate chemical potential (determined by charge neutrality); the interaction-related terms such as the electron self-energy are then recomputed and the procedure is repeated until self-consistency is obtained. Charge neutrality requires that the total density of electrons in the bound-state sub-bands equals the total density of La ions. However, the interplay between electron-La attraction and electron-electron repulsion leads (in almost all of the cases we have studied) to a very weak binding of the highest-lying electron states; indeed for large U the Fermi level of the partially filled sub-bands is only infinitesimally below the bottom of the continuum bands. Therefore, a large number of iterations is required to obtain accurate self consistency. In the HF analysis for the three-band model (basically $T = 0$), it is required to iterate 100–1000 times (the largest number of iterations is necessary for the phases with complicated spin and orbital orderings). In the DMFT analysis for the single-band model, 50–500 iterations are required. Again, the largest number of iterations is required for the magnetic phase at low temperature; fewer (20–50) are needed for the non-magnetic one at high temperature. Supercell techniques may alleviate this problem, at the cost a less precise treatment of the charge tails.

In the following subsections, we present H_{hop} and $H_{on-site}$ for the three-band and the single-band models. We also present the numerical methods employed to analyze these models.

2.1. Three-band model

The relevant electronic orbitals are derived from the Ti t_{2g} -symmetry d -states, and may be labeled as d_{xy}, d_{xz}, d_{yz} . The derived bands⁴¹ for bulk materials are to a good approximation given by a nearest-neighbor tight binding model with hopping parameter of magnitude $t \simeq 0.3 \text{ eV}$ and spatial structure given by the Slater-Koster formula,⁴² so the d_{xy} states disperse only in the xy plane *etc.* We take the form of the on-site interactions determined by Mizokawa *et al.*⁴³ and adopt values as discussed below. Thus, $H_{hop} = \sum_{\alpha} H_{hop}^{(\alpha)}$ with

$$H_{hop}^{(xy)} = -2t \sum_{\vec{k}\sigma} (\cos k_x + \cos k_y) d_{xy\sigma\vec{k}}^{\dagger} d_{xy\sigma\vec{k}} \quad (3)$$

and similarly for xz, yz . The onsite $H_{on-site}$ is

$$H_{on-site} = \sum_i \left\{ U \sum_{\alpha} n_{i\alpha\uparrow} n_{i\alpha\downarrow} + (U' - J) \sum_{\alpha > \beta, \sigma} n_{i\alpha\sigma} n_{i\beta\sigma} + U' \sum_{\alpha \neq \beta} n_{i\alpha\uparrow} n_{i\beta\downarrow} + J \sum_{\alpha \neq \beta} d_{i\alpha\uparrow}^{\dagger} d_{i\beta\uparrow} d_{i\beta\downarrow}^{\dagger} d_{i\alpha\downarrow} \right\}. \quad (4)$$

We have omitted a pair-transfer (J') interaction which does not affect our results. For definiteness we follow other studies which employ the ratios $U' = 7U/9$ and $J = U/9$ which are very close to those determined by Mizokawa.⁴³

Many workers have used the value $U \sim 5\text{--}6 \text{ eV} \sim 18t\text{--}20t$ estimated from high energy spectroscopies.³² However, optical conductivity studies of LaTiO_3 and related compounds such as YTiO_3 find rather small gaps, in the range $0.2\text{--}1 \text{ eV}$,⁴⁴ suggesting $U \sim 2.5 \text{ eV} \sim 8t$. In view of this uncertainty we investigate a range U from $\sim 6t\text{--}20t$.

One crucial aspect of the parameters chosen in Eq. (4) requires discussion: we recently found that, although in the isolated atom interactions always lead to orbital disproportionation (Hund's second rule), in the solid environment this may or may not be the case according to the value of J/U .¹⁰ Let us consider minimizing the interaction energy, Eq. (4), with respect to a density matrix corresponding to a mean charge density per orbital n_α and spin density per orbital m_α . We find $[n(m)]_{tot} = \sum_\alpha n(m)_\alpha$

$$\langle H_{on-site} \rangle [n_\alpha, m_\alpha] = \frac{U (n_{tot}^2 - m_{tot}^2)}{4} + \frac{U - 5J}{2} \sum_{\alpha > \beta} n_\alpha n_\beta + \frac{U - J}{2} \sum_{\alpha > \beta} m_\alpha m_\beta. \quad (5)$$

At fixed total density n_{tot} and for a given number of orbitals n_{orb} , the term $\sum_{\alpha > \beta} n_\alpha n_\beta$ is maximized by the uniform density $n_\alpha = n_{tot}/n_{orb}$. Thus in a paramagnetic state ($m_\alpha = 0$ for all α) for $J < U/5$ an orbitally disproportionated state minimizes the interaction energy, whereas for $J > U/5$ a state of uniformly occupied orbitals minimizes the interaction energy. For spin polarized states the situation becomes more complicated, because the m_α and n_α are not independent ($m_\alpha \leq n_\alpha$). For fully spin polarized states ($m_\alpha = n_\alpha$), the condition for disproportionation becomes $J < U/3$. Therefore, our choice of parameter $J = U/9$ indicates that the orbitally disproportionated state becomes stable at large U , but a larger J would lead to a state with equal orbital occupancy.

To study the properties of H_{tot} for the three-band model, we employ the HF approximation replacing terms such as $n_{i\alpha\sigma} n_{i\beta\sigma}$ by $n_{i\alpha\sigma} \langle n_{i\beta\sigma} \rangle + \langle n_{i\alpha\sigma} \rangle n_{i\beta\sigma}$; orbitally off-diagonal expectation values $\langle d_{i\alpha\sigma}^\dagger d_{i\beta\sigma} \rangle$ of the type considered by Mizokawa⁴³ and Mochizuki⁴⁵ are stable only in the presence of a GdFeO_3 type distortion which we do not consider.

2.2. Single-band model

In some of our calculations, we consider a simpler model, which is the single-band model. The hamiltonian is a simplified representation of the systems studied in Ref. 14 with the orbital degeneracy neglected. We consider nearest-neighbor hopping as in the three-band model. Thus, H_{hop} and $H_{on-site}$ are

$$H_{hop} = -t \sum_{\langle i,j \rangle \sigma} (d_{i\sigma}^\dagger d_{j\sigma} + H.c.) \quad (6)$$

and

$$H_{on-site} = U \sum_i n_{i\uparrow} n_{i\downarrow}. \quad (7)$$

The single-band model can be studied by beyond-HF techniques. Here we use the dynamical-mean-field method in which the basic object of study is the electron Green's function. In general, this is given by

$$G_\sigma(\vec{r}, \vec{r}'; \omega) = [\omega + \mu - H_{hop} - H_{pot} - \Sigma_\sigma(\vec{r}, \vec{r}'; \omega)]^{-1}, \quad (8)$$

with the chemical potential μ and the electron self-energy Σ_σ . H_{pot} represents the electrostatic potential from charge +1 counterions placed at La sites. In [001] heterostructures with either in-plane translational invariance or N_s -sublattice antiferromagnetism, the Green's function and the self-energy are functions of the variables $(z, \eta, z', \eta', \vec{k}_\parallel)$ where η and $\eta' (= 1, \dots, N_s)$ label the sublattice in layers z and z' , respectively, and \vec{k}_\parallel is a momentum in the (reduced) Brillouin zone. We approximate the self-energy as the sum of a static Hartree term $\Sigma_\sigma^H(\vec{r}, \vec{r}')$ arising from the long-ranged part of the Coulomb interaction and a dynamical part $\Sigma_\sigma^D(\vec{r}, \vec{r}'; \omega)$ arising from local fluctuations and which we assume that the self-energy is only dependent on layer z and sublattice η .^{6, 46, 47} Thus, the dynamical part of the self-energy is written as

$$\Sigma_\sigma^D \Rightarrow \Sigma_\sigma^D(z, \eta; \omega). \quad (9)$$

The $z\eta$ -dependent self-energy is determined from the solution of a quantum impurity model³⁵ with the mean-field function fixed by the self-consistency condition

$$G_{\sigma}^{imp}(z, \eta; \omega) = N_s \int \frac{d^2 k_{\parallel}}{(2\pi)^2} G_{\sigma}(z, \eta, z, \eta, \vec{k}_{\parallel}; \omega). \quad (10)$$

2.3. Computational Complexity and Impurity Solvers for DMFT

In general for the heterostructure with L layers with N_s sublattices, one must solve $L \times N_s$ independent impurity models. Due to the self-consistency condition [cf. Eq. (10)] and to compute the charge density $n_{\sigma}(z, \eta) = -\int \frac{d\omega}{\pi} f(\omega) \text{Im} G_{\sigma}^{imp}(z, \eta; \omega)$ with f the Fermi distribution function, it is required to invert the $(L \times N_s)^2$ Green's function matrix at each momenta and frequency. This time consuming numerics restricts the size of the unit cell. In our work so far we have considered the commensurate magnetic states with up to two sublattices, $N_s = 1$ and 2, on each layer and with the charge density independent of the sublattices, i.e., paramagnetic (PM), ferromagnetic (FM) states, antiferromagnetic (AF) state where antiferromagnetic planes with moment alternating from plane to plane, and layer-AF state where FM planes with moment alternating from plane to plane. Note that the AF state extrapolates to the bulk AF state with magnetic vector $\vec{q} = (\pi, \pi, \pi)$ at $n \rightarrow \infty$. By symmetry, the number of quantum impurity models one must solve is reduced to L . However, solution of the impurity models is a time consuming task, and an inexpensive solver is required.

In this study, we have employed two impurity solvers: (i) two-site DMFT⁴⁸ and (ii) semiclassical approximation (SCA).⁴⁹ The two-site method is a simplified version of the exact-diagonalization method approximating a quantum impurity model as a cluster comprised of two orbitals. One orbital represents the impurity site which has the same interaction as in the lattice model and the other non-correlated (bath) site represents the temporal charge fluctuation.⁴⁸ This method reproduces remarkably accurately the scaling of the quasiparticle weight and lower Hubbard band near the Mott transition. We have used the two-site method to investigate the dynamical properties of heterostructures in the paramagnetic state at $T = 0$. On the other hand, a small number of bath orbitals, here two, is known to be insufficient to describe the thermodynamics correctly.⁴⁹ To investigate the magnetic behavior at non-zero temperature, we apply semiclassical approximation which we have recently developed.⁴⁹ In this approximation, two continuous Hubbard-Stratonovich transformations are introduced, coupling to spin- and charge-fields. When evaluating the partition function, only spin-fields at zero-Matsubara frequency are kept and saddle-point approximation is applied for charge-fields at given values of spin-fields. This method is found to be reasonably accurate to compute magnetic transition temperature because, in most of the correlated electron systems, very slow spin-fluctuation becomes dominant near the magnetic transition. In contrast to the two-site DMFT, the SCA can not reproduce quasiparticle peak at $\omega = 0$. This is due to the neglect of quantum fluctuation of Hubbard-Stratonovich fields in the SCA. However, the SCA reproduces the spectral function in paramagnetic phase at not-too-low temperature and in the strong coupling regime, and in the magnetically ordered phase.

3. HARTREE-FOCK STUDY OF THREE-BAND MODEL

In this section, we present the theoretical results of the realistic three-band-model based on the HF approximation. Our main focus is on the appearance of various spin and orbital orderings different from the bulk ordering.

3.1. Phase Diagram

Figure 2 shows the calculated spin and orbital phase diagram as a function of interaction strength and layer number. For reasons of computational convenience in scanning a wide range of parameters, we considered mainly phases with translation invariance in the xy plane, however for $n = \infty$ and $n = 1$ we also considered an xy -plane two-sublattice symmetry breaking. We found, in agreement with previous calculations,^{43, 45, 50, 51} that the fully staggered phase is favored at $n = \infty$, but xy -plane symmetry broken states could not be stabilized in the one layer case. We have not yet studied more general symmetry breakings for intermediate layer numbers, but the physical arguments presented below strongly suggests that these phases only occur for larger numbers of layers ($n \gtrsim 6$).

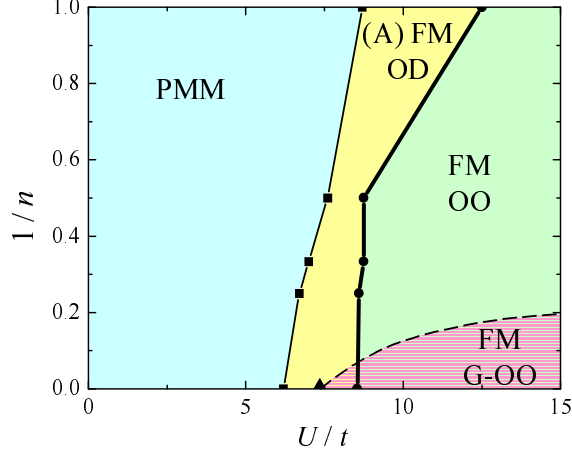


Figure 2. Ground state phase diagram as a function of the on-site Coulomb interaction U and inverse of the La layer number n computed by Hartree-Fock approximation. PMM: paramagnetic metallic state, (A)FM-OD: orbitally disordered state, ferromagnetic at $n = 1$ and layer-antiferromagnetic at $n > 1$, FM-OO: ferromagnetic state with two-dimensional orbital order, FM-G-OO: ferromagnetic state with (π, π, π) orbital order. We take $U' = 7U/9$, $J = U/9$, and $E_c = 0.8$. The triangle is the critical U above which (π, π, π) orbital ordering occurs for $n = \infty$. The broken line shows the expected phase transition to the (π, π, π) antiferromagnetic orbital ordering at finite n .

Let us start with $n = \infty$ limit corresponding to the bulk. The comparison to the bulk ordering is subtle. In bulk, LaTiO_3 exhibits a (π, π, π) type antiferromagnetic ordering. Theoretical calculations (apparently confirmed by very recent NMR experiments, and x-ray and neutron diffraction experiments)^{52, 53} suggest a four-sublattice structure which is very close to $(0, 0, \pi)$ -type orbital ordering⁵⁴ but differing slightly from the large U ground state studied here. Stabilizing the observed state apparently requires a lattice distortion not included in the model studied here. As U is increased from zero the $n \rightarrow \infty$ limit of the model considered here has a phase transition which we believe to be of second order to an incommensurate antiferromagnetic state with a wave vector which is an extremal spanning vector of the Fermi surfaces of the bands arising from two of the orbitals (say xz, yz) and which turns out to be very close to $(0, 0, \pi)$. [In fact, for reasons of numerical simplicity we studied $(0, 0, \pi)$ ordering and found a very weakly first order transition.] Within the model this transition is followed by a strongly first order transition to one of a degenerate manifold of states characterized by ferromagnetic spin order and (π, π, π) orbital order (triangle at $n = \infty$, $U/t \approx 7.5$ in Fig. 2). We believe the (π, π, π) -orbital spin-ferro state we have found is a reasonable surrogate for the actual Mochizuki-Imada state found in experiment.

Now we turn to the finite n region. We observe four phases: a small U phase with no broken symmetry [paramagnetic metallic phase (PMM)], and intermediate U phase with in-plane translation-invariance spin order, but no orbital order (OD), and a large U phase with both spin and orbital order [ferromagnetic orbitally ordered phase (FM-OO)]. The lower U transition line varies smoothly with layer number and at $n \rightarrow \infty$ limit it asymptotes to the $(0, 0, \pi)$ spin ordering in the bulk as discussed above. The $n = 1$ intermediate U phase is ferromagnetic (FM) whereas for $n > 1$ the intermediate U phase is antiferromagnetic (AFM). The essential reason for those orderings with in-plane translation-invariance is that for small n the charge density is spread in the z direction, so no layer has a density near 1. The larger U transition is essentially independent of layer number for $n > 1$. Only for sufficiently large n , is this state preempted by the bulk FM state with (π, π, π) OO found at large U . The essential point is that, for $n < 6$, the solution in the large U limit consists of several partially filled subbands, which have effectively minimized their interaction energy but which gain considerable kinetic energy from motion in the xy plane. Breaking of xy translation symmetry would reduce this kinetic energy gain without much decreasing the already saturated xy interaction energy while z -direction kinetic energy is quenched by the confining potential. Therefore, although computational difficulties have prevented us from precisely locating the FM-OO to bulk phase boundary we expect the dashed line in Fig. 2 is a reasonable estimate. For completeness, we have also shown the $n \rightarrow \infty$ limit of the FM-OD to FM-OO phase boundary, calculated by suppressing the

bulk phase.

3.2. Density Distribution and Metallic Edge

We now turn to the spatial distribution of the charge density its relation to the metallic behavior. These are less sensitive to details of the ordered pattern and to the precise values of parameters.

Typical results for density distribution are presented in Figs. 3 and 4 for the $n = 6$ heterostructure with $U/t = 10$. Charge +1 counterions are placed at $z = \pm 0.5, \pm 1.5, \pm 2.5$, thus, the regions at $|z| < (>)3$ correspond to LaTiO_3 (SrTiO_3). Figure 3 shows charge density distributions in the paramagnetic phase for different values of $E_c = e^2/(\varepsilon at)$. Parameter values $E_c = 2$ and 0.25 correspond to the dielectric constant $\varepsilon \sim 6$ and ~ 48 , respectively, with $t \sim 0.3$ eV and $a \sim 3.9$ Å. It is seen that the density distribution does not depend sensitively on E_c , thus, neither does the HF result for the phase diagram. However, it is expected that E_c affects the boundary between phases with and without in-plane symmetry because the stability of the in-plane symmetry broken phase is sensitive to how the density is close to 1 which is required for the bulk like ordering. This issue is discussed in detail for the single-band model in Ref. 37. Figure 4 presents density profile (open squares) of the orbitally ordered ferromagnetic state with $E_c = 0.8$. It is seen that difference from the paramagnetic state shown in Fig. 3 is small. At the interface between the two regions $|z| = 3$, we observe about three-unit-cell-wide crossover regime where the density drops from ~ 1 to ~ 0 . This crossover region turned out to support metallic behavior, thus we term it a *metallic edge*.

Within the HF method we use here, physics of the metallic edge is manifested as follows. There are many bound-state solutions (wave functions decaying as $|z|$ is increased away from the heterostructure), whose dispersion in the in-plane direction gives rise to subbands. For thin heterostructures, all subbands are partially filled (implying metallic behavior in the heterostructure plane) whereas for thick heterostructures (in ordered phases), some subbands are fully filled and some are partly filled. The fully filled subbands have z -direction wave functions implying charge density concentrated in the middle of the heterostructure, whereas the partially filled bands have charge concentrated near the edges. The occupancy of partially filled bands is computed and presented as open circles in Fig. 4. We observe partially filled bands corresponding to metallic behavior at the crossover regime.

Summarizing this section, we applied the HF approximation to model heterostructures comprised of three-band Hubbard model. The ground-state phase diagram shows that thin heterostructures exhibit spin and orbital

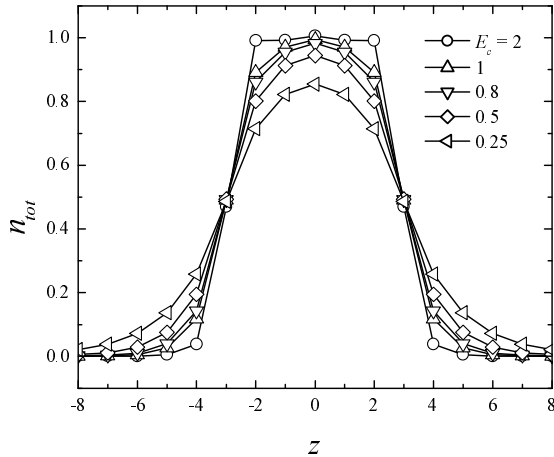


Figure 3. Total density profile of $n = 6$ heterostructure with different values of E_c indicated. $U/t = 10$, and a paramagnetic state is assumed. $E_c = 2$ and 0.25 correspond to the dielectric constant $\varepsilon \sim 6$ and ~ 48 , respectively, with $t \sim 0.3$ eV and $a \sim 3.9$ Å.

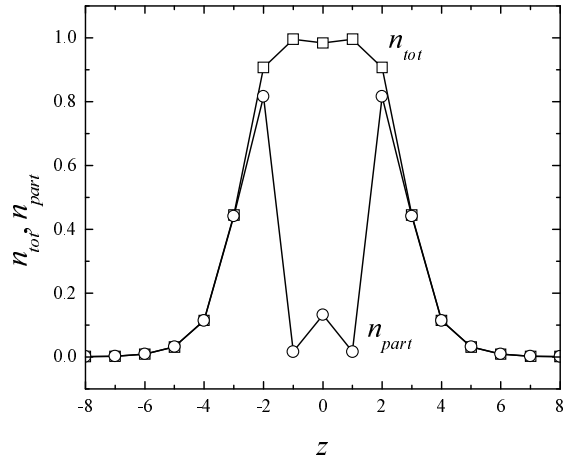


Figure 4. Total density profile (open squares) and density in partially occupied bands n_{part} (open circles) of heterostructure with $n = 6$, $U/t = 10$ and $E_c = 0.8$ calculated in orbitally ordered ferromagnetic phase. Charge +1 counterions are placed at $z = \pm 0.5, \pm 1.5, \pm 2.5$, so the electronic (B) sites are at the integer values of z .

orderings different from the bulk ordering. The charge density at the edge region where the density drops from ~ 1 to ~ 0 is dominated by the partially filled bands indicating metallic behavior in this region, although the two component compounds are insulating in bulk. These results demonstrate the concept of *electronic reconstruction* in correlated-electron heterostructures.

As will be discussed in the next section, details of phase boundaries and ordering patterns will be changed when beyond-HF methods are applied. Furthermore, values of on-site interaction in real materials may be changed by changing the thickness and changing the screening effect. However, the general conclusion that non-bulk phases occur and that an interesting series of phase transitions may take place as the layer thickness is varied are robust.

4. DYNAMICAL-MEAN-FIELD STUDY OF SINGLE-BAND MODEL

This section presents DMFT studies of single-band heterostructures. First, we present results for the spatial variation of dynamical properties of electrons such as single-particle spectral functions. It is shown that the quasiparticle appearing at interfaces between Mott-insulator region and band-insulator region is only moderately correlated and gives rise to metallic behavior. Second, we discuss magnetic orderings in the heterostructures which are different from the bulk ordering. Theoretical results confirm the important results obtained by the HF approximation shown in the previous section, i.e., different phases in thin heterostructures than in the bulk, and metallic edge, but show the significant improvement providing the reasonable estimates of the transition temperature and new insights into the spatial variation of the order parameter.

4.1. Heavy Quasiparticle and Metallic Edge

Here, we apply the two-site DMFT to the single-band heterostructures to investigate the dynamical properties of heterostructures. We consider paramagnetic states at $T = 0$. This is because we are interested in the crossover behavior between a Mott-insulating state, where the insulating behavior purely comes from the electron correlation, and the HF method can not be applied, to the others.

One of the most useful observable to see the dynamical property of the correlated electron is the single particle spectral function. The spectral functions are in principle measurable in photoemission or scanning tunneling microscopy. Numerical results for the layer-resolved spectral function $A(z; \omega) = -\frac{1}{\pi} \int \frac{d^2 k_{\parallel}}{(2\pi)^2} \text{Im}G(z, z, \vec{k}_{\parallel}; \omega + i0^+)$ for a 10-layer heterostructure with different values of U are presented in Fig. 5. The dimensionless parameter for the long-ranged Coulomb interaction is $E_c = 0.8$. The left panel shows results for the weak coupling ($U/t = 10$), and the right panel for the strong coupling ($U/t = 16$ about 10% greater than the critical value which drives the Mott transition in a bulk system described by H with $n = \infty$). The critical value for the bulk Mott transition is estimated to be $U_c/t \approx 14.7$ by the two-site DMFT. Outside the heterostructure ($|z| \gg 6$), the spectral function is essentially identical in form to that of the free tight-binding model H_{band} for both the weak coupling and strong coupling results. The electron density is negligible, as can be seen from the fact that almost all of the spectral function lies above the chemical potential. As one approaches the heterostructure ($|z| = 6$), the spectral function begins to broaden. For the weak coupling case, spectral functions at $|z| < 6$ are also quite similar to the results of the HF analysis except for tiny peaks outside of central quasiparticle band corresponding to the upper- and lower-Hubbard bands. On the other hand for the strong coupling case, spectral weight around $\omega = 0$ begins to decrease rapidly and the characteristic strong correlation structure of lower and upper Hubbard bands with a central quasiparticle peak begins to form. The sharp separation between these features is an artifact of the two-site DMFT [as is, we suspect, the shift in energy of the upper (empty state) Hubbard band for $z = 4, 5$]. Experience with bulk calculations suggests that the existence of three features and the weight in the quasiparticle region are reliable. Towards the center of the heterostructure, the weight in the quasiparticle band becomes very small, indicating nearly insulating behavior. For very thick heterostructures, we find the weight approaches 0 exponentially.

The behavior shown in Fig. 5 is driven by the variation in density caused by leakage of electrons out of the heterostructure region. Figure 6 shows as open squares the numerical results for the charge-density distribution $n_{tot}(z)$ for the heterostructure whose photoemission spectra are shown in Fig. 5. One sees that in the center of the heterostructure ($z = 0$) the charge density is approximately 1 per site, and that there exists an edge region,

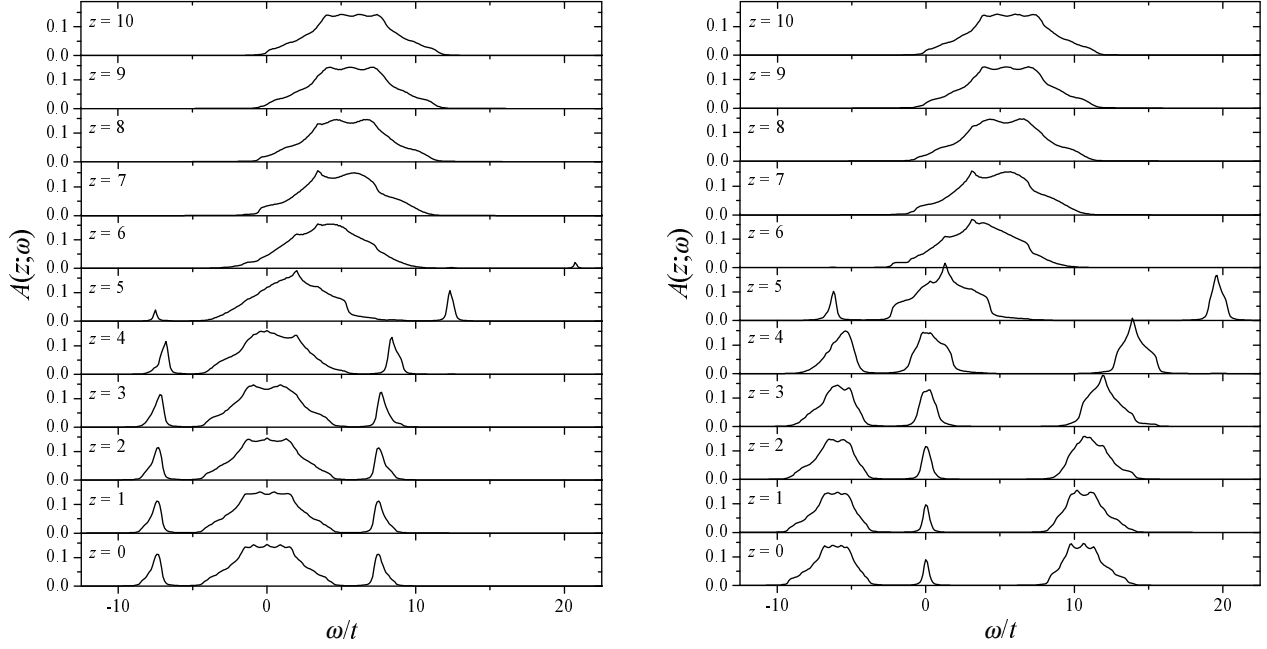


Figure 5. Layer-resolved spectral function calculated for 10-layer heterostructure with $E_c = 0.8$. Left panel: $U/t = 10$, right panel: $U/t = 16$. Charge $+1$ counterions are placed at $z = \pm 0.5, \dots, \pm 4.5$ so the electronic (B) sites are at integer values of z .

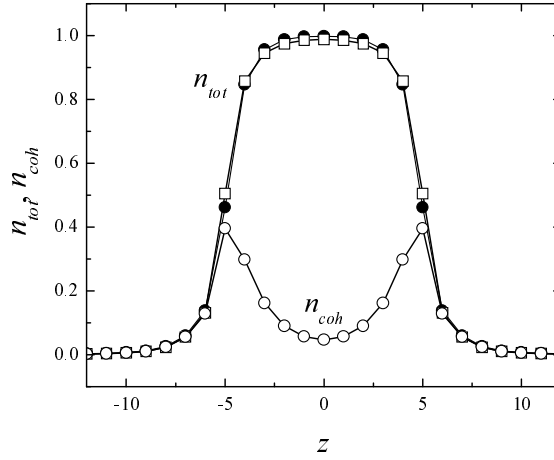


Figure 6. Total charge density (open squares) and charge density from the coherent part near the Fermi level (open circles). For comparison, the total charge density calculated by applying the HF approximation to the Hamiltonian is shown as filled symbols. The parameters are the same as in the right panel of Fig. 5.

of about three-unit-cell width, over which the density drops from ~ 1 to ~ 0 . The overall charge profile is determined mainly by the self-consistent screening of the Coulomb fields which define the heterostructure, and is only very weakly affected by the details of the strong on-site correlations (although the fact that the correlations constrain $n_{tot} < 1$ is obviously important). To show this, we have used the HF approximation to recalculate the charge profile: the results are shown as filled circles in Fig. 6 and are seen to be almost identical to the DMFT results.

In order to study the metallic behavior associated with the quasiparticle subband, we computed the charge density from the quasiparticle bands n_{coh} by integrating $A(z; \omega)$ from $\omega = 0$ down to the first point at which

$A(z; \omega) = 0$. Results are shown as open circles in Fig. 6. It is obvious that these near-Fermi-surface states contain a small but non-negligible fraction of the total density, suggesting that edges should display relatively robust metallic behavior. The results represent a significant correction to the HF calculation shown in Fig. 4, which leads, in the edge region, to a metallic quasiparticle density essentially equal to the total density. This is because the HF approximation does not give mass renormalization. Calculations, not shown here, of the dispersion of the quasiparticle subbands find that the mass renormalization is, to a good approximation, $m^*/m \sim n_{tot}/n_{coh}$.

4.2. Magnetic Ordering at Finite Temperature

Now, we turn to the magnetic ordering of the single-band heterostructures at non-zero temperature. The HF approximation provides a very poor approximation to the behavior in this region. We also discuss differences between DMFT and HF.

Figure 7 shows our calculated phase diagram in the interaction-temperature plane for heterostructures with various thicknesses. The one-layer heterostructure is PM at weak to moderate interactions, and FM at strong interactions. The two- and three-layer heterostructures are AF at weak to intermediate interaction, and become FM at stronger interactions with almost the same T_C for $n = 2$ and 3. The phase diagram displays regions where both T_C and $T_N > 0$ (FM and AF both locally stable); in these regions the phase with the higher transition temperature has the lower free energy and is the one which actually occurs. HF studies of the single-orbital model find a layer-AF phase. This phase is not found in our DMFT analysis.

Note that an antiferromagnetic ordering in a two-dimensional system occurs only at $T = 0$. The non-zero T_N is an artifact of the mean-field nature of the DMFT. In a real system, slow antiferromagnetic fluctuations are expected to develop for temperatures below the T_N determined by the DMFT. As will be shown below, the ferromagnetism is an interface effect. We expect that at large U , very thick heterostructures will be AF in the center, but with a FM surface layer. Antiferromagnetic Néel temperature T_N is found to be strongly dependent on the layer thickness; it increases with the increase of layer thickness. Note that T_N 's are substantially reduced from the bulk value, $T_N \sim 6t^2/U$ at strong-coupling regime (see a light solid line in Fig. 7), due to the smaller charge density per site. Further, the in-plane symmetry broken phase is found to become unstable by increasing the dielectric constant and broadening the charge density profile. (For details, see Ref. 37.)

We now turn to the spatial variation of the magnetization density. As examples, numerical results for a 4-layer heterostructure (counterions at $z = \pm 0.5$ and ± 1.5) with $E_c = 0.8$ are presented in Fig. 8. The upper panel of

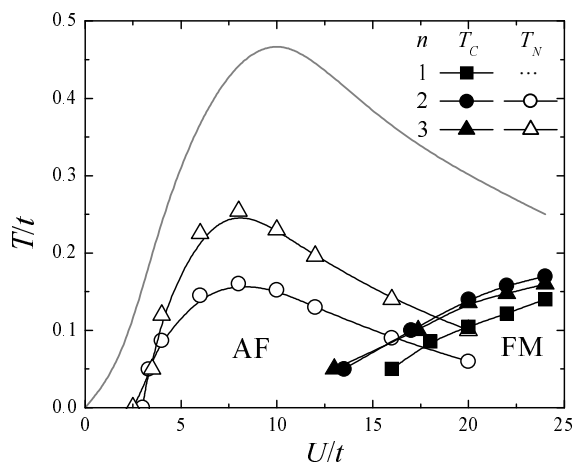


Figure 7. Magnetic transition temperatures of heterostructures with various thicknesses n as functions of interaction strength. $E_c = 0.8$. Filled symbols: Ferromagnetic Curie temperature T_C , open symbols: Antiferromagnetic Néel temperature T_N . Note that the $n = 1$ heterostructure does not exhibit a Néel phase. Note that, where both phases are locally stable, the phase with higher T_C (T_N) has the lower free energy. For comparison, T_N for bulk AF ordering computed by the same method is shown as the light solid line.

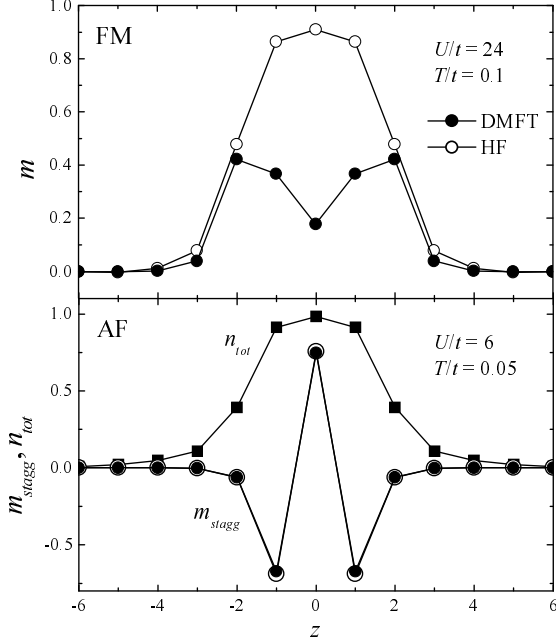


Figure 8. Magnetization density of 4-layer heterostructure. Counterions are placed at $z = \pm 0.5, \pm 1.5$. $E_c = 0.8$. Upper panel: Magnetization m in a FM state for $U/t = 24$ and $T/t = 0.1$. Lower panel: In-plane staggered magnetization m_{stagg} in an AF state for $U/t = 6$ and $T/t = 0.05$. Filled (open) circles are the results by the DMFT (HF). For comparison, charge density n_{tot} computed by the DMFT is also shown in the lower panel (filled squares). Note that the staggered magnetization in the outer layers ($|z| \geq 2$), and the outermost layers ($|z| = 1$) have the same sign.

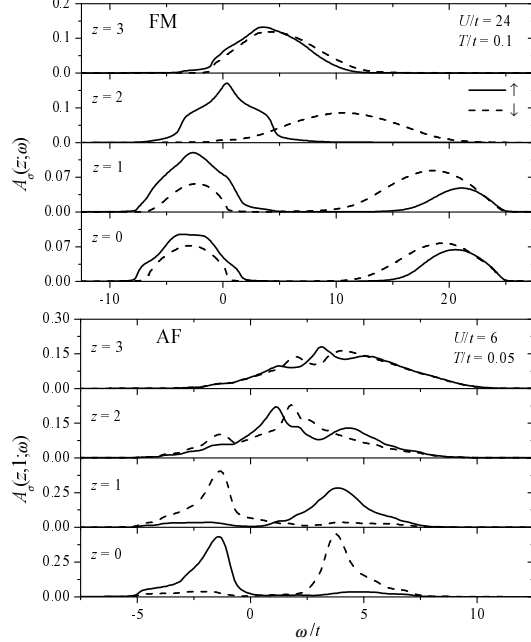


Figure 9. Layer- and sublattice-resolved spectral functions as functions of real frequency ω for 4-layer heterostructure. $E_c = 0.8$. Upper panel: Ferromagnetic state at $U/t = 24$ and $T/t = 0.1$. Lower panel: Antiferromagnetic state at $U/t = 6$ and $T/t = 0.05$. Sublattice $\eta = 1$. Solid (broken) lines are for up (down) spin electrons. For sublattice $\eta = 2$ in AF state, up and down electrons are interchanged.

Fig. 8 shows the magnetization in the FM state. In the DMFT (filled circles), only the layers near the interfaces ($|z| \sim 2$) have large polarization and inner layers in the heterostructure have small moments. This explains the weak n -dependence of T_C of thick heterostructures (see the upper panel of Fig. 7). In the HF (open circles), all layers in the heterostructure are highly polarized. In contrast, in AF states, the in-plane staggered magnetization computed by the DMFT and the HF agree well as shown in the lower panel of Fig. 8. For comparison, the total charge density is also plotted (filled squares). The in-plane staggered magnetization is large only at inner layers where the charge density is close to 1. Note that the staggered magnetization in the outer layers ($|z| \geq 2$) has the same sign as in the layers at $|z| = 1$ indicating that the outer layers are not intrinsically magnetic.

The spin distributions presented in Fig. 8 can be understood from the single-particle spectral functions. In Fig. 9 are presented the DMFT results for the layer- and sublattice-resolved spectral functions $A_\sigma(z, \eta; \omega) = -\frac{1}{\pi} \text{Im} G_\sigma^{imp}(z, \eta; \omega + i0^+)$ for the FM (upper panel) and the AF (lower panel) states of 4-layer heterostructure with the same parameters as in Fig. 8. These quantities can in principle be measured by spin-dependent photoemission or scanning tunneling microscopy. As noticed in Sec. 4.1, spectral function outside of the heterostructure ($|z| \gg 2$) is essentially identical to that of the free tight-binding model H_{band} , and electron density is negligibly small. Approaching the interfaces ($|z| = 2$), the spectral function shifts downwards and begins to broaden. In the FM case, magnetic ordering is possible only near the interface ($|z| \sim 2$) where the charge density is intermediate. Inside the heterostructure ($|z| < 2$), clear Hubbard gap exists due to the large U and uniform polarization is hard to achieve. On the contrary, high charge density is necessary to keep the staggered magnetization in the AF case as seen as a difference between up and down spectra in the lower panel of Fig. 9.

Summarizing this section, by applying the DMFT to the single-band heterostructure, we confirmed two

important results obtained in the previous section on HF analysis: thin heterostructures show different magnetic orderings and an approximately three-unit-cell-wide interface region becomes metallic. Using the DMFT, we obtained new information about correlated-heterostructure behaviors: metallic edge involves quasiparticle bands with moderate mass enhancement, ferromagnetic Curie temperature is estimated to be low compared with the bulk Néel temperature, ferromagnetic moment is concentrated in the interface region where there is intermediate charge density while antiferromagnetic staggered moment is concentrated in the region where the density is close to the one for the bulk Mott insulating compound. Thus, *electronic reconstruction* is a generic property of the correlated-electron heterostructures.

5. CONCLUSION

This paper summarizes our theoretical studies of the electronic properties of a *correlated heterostructure* model involving n layers of a material which in bulk is a Mott insulator, embedded in an infinite band insulator. The specific features of the model we study were chosen to reproduce the $\text{LaTiO}_3/\text{SrTiO}_3$ heterostructure system studied by Ohtomo *et al.*, but we hope that our results will shed light also on the more general question of the physics of interfaces between strongly correlated and weakly correlated systems.

A crucial feature of the experimental $\text{LaTiO}_3/\text{SrTiO}_3$ system studied by Ohtomo *et al.* is the almost perfect lattice match between the two systems. These authors argued that this implies that the only difference between the Mott insulating and band insulating regions arises from the different charge of the La^{3+} and Sr^{2+} ; in particular the crystal structure and atomic positions are expected to remain relatively constant throughout the heterostructure. Of course, the asymmetry present at the $\text{LaTiO}_3/\text{SrTiO}_3$ interface must induce some changes in atomic positions: a TiO_6 octahedron is negatively charged, and so if it sits between a Sr plane and a La plane it will be attracted to the latter, and also distorted, because the positively charged Ti will tend to move in the opposite direction. (When one uses $\varepsilon = 1$, the electrostatic force exerted by a LaO plane on the neighboring O^{2-} ion is estimated to be $\approx 20 \text{ eV}/\text{\AA}$!) The experimentally determined Ti-Ti distances shown in Fig. 1 of Ref. 14, along with the distortion in that paper, suggests that the changes in Ti-Ti distance are negligible. In this circumstance, changes in O position along the Ti-O-Ti bond change hoppings only in second order. We therefore neglected these effects and assumed that the electronic hoppings and interaction parameters remain invariant across the heterostructure. However, we emphasize that properly accounting for the effect of atomic rearrangements inevitably present at surface and interface is crucial. We further note that lattice distortions appear to be important in stabilizing the observed bulk state, but may be pinned in a heterostructure. Extending our results to include these effects is an important open problem.

In the calculations reported here, the heterostructure is defined only by the difference (+3 vs +2) of the La and Sr charge. The calculated electronic charge density is found to be controlled mainly by electrostatic effects (ionic potentials screened by the electronic charge distribution). Results, such as shown in Figs. 3 and 4 for the three-band model or Fig. 6 for the single-band model, are representative of results obtained for a wide range of on-site interaction U , long-ranged Coulomb interaction E_c , and different theoretical methods. We find generally that significant leakage of charge into the band insulator region occurs. The width of the transition region must depend on the relative strength of the z -direction hoppings and the confining potential. For the parameters studied here, the transition region where the charge density changes from the value for the bulk Mott-insulator ~ 1 to the one for the band-insulator ~ 0 is about three layers. The spreading of the electronic charge controls the electronic properties of the heterostructure.

Using Hartree-Fock and dynamical-mean-field approximations, we demonstrated that spin (and orbital) orderings in thin heterostructures differ from that in the bulk. This behavior originates from the lower charge density in the heterostructure due to the leakage of electrons from the Mott-insulating region to the band-insulating region. The dynamical properties of correlated-electron heterostructures were calculated using the dynamical-mean-field method. Our results show how the electronic behavior evolves from the weakly correlated to the strongly correlated regions, and in particular, confirms the existence of an approximately three-unit-cell-wide crossover region in which a system, insulating in bulk, can sustain metallic behavior. We found that even in the presence of very strong bulk correlations, the metallic edge behavior displays a moderate mass renormalization. In Ref. 36, we have also discussed how the magnitude of the renormalization is affected by the spatial structure of the quasiparticle wave function and determined how this renormalization affects physical observables such as

the optical conductivity. Further, in Ref. 37, we have investigated how changes in the charge density distribution affects the magnetic transition temperature.

Being based on the theoretical studies, we would like to propose a new and important concept in the correlated-electron interface problem: *electronic reconstruction* which means *electronic phase behavior at interfaces differs from that in the bulk*. *Electronic reconstruction* is originally proposed by Hesper *et al.* to describe the rearrangement of the electronic charge in the presence of a polar surface of C_{60} films.⁸ We suggest this phrase be applied more generally to the electronic phase behavior. This contrasts with the ordinary *lattice reconstruction* implying the appearance of the different lattice structure at the interface than in the bulk of un-correlated or weakly correlated materials.

Finally, important future directions for research include re-examination of the phase diagram of three-band model using beyond Hartree-Fock techniques, and generalization of the results presented here to more realistic cases. As a first step towards more realistic systems, we have started the analysis of a theoretical model on manganites superlattices using the DMFT method.⁵⁵ We also note that experiments measuring the single-particle excitations in titanates based superlattices by means of photoemission spectroscopy has already started.⁵⁶

ACKNOWLEDGMENTS

We acknowledge fruitful discussions with H. Hwang, A. Ohtomo, H. Monien, M. Potthoff, G. Kotliar, P. Sun, J. Chakhalian, B. Keimer, R. Ramesh, and A. Fujimori. This research was supported by JSPS (S.O.) and the DOE under Grant No. ER 46169 (A.J.M.).

REFERENCES

1. M. Imada, A. Fujimori, and Y. Tokura, "Metal-insulator transitions," *Rev. Mod. Phys.* **70**, pp. 1039-1263, 1998.
2. Y. Tokura and N. Nagaosa, "Orbital physics in transition-metal oxides," *Science* **288**, pp. 462-468, 2000.
3. R. G. Moore, J. Zhang, S. V. Kalinin, Ismail, A. P. Baddorf, R. Jin, D. G. Mandrus, and E. W. Plummer, "Surface dynamics of the layered ruthenate $Ca_{1.9}Sr_{0.1}RuO_4$," *Phys. Status Solidi (b)* **241**, pp. 2363-2366, 2004.
4. M. Potthoff and W. Nolting, "Surface metal-insulator transition in the Hubbard model," *Phys. Rev. B* **60**, pp. 2549-2555, 1999.
5. M. Potthoff and W. Nolting, "Metallic surface of a Mott insulator-Mott insulating surface of a metal," *Phys. Rev. B* **60**, pp. 7834-7849, 1999.
6. S. Schwieger, M. Potthoff, and W. Nolting, "Correlation and surface effects in vanadium oxides," *Phys. Rev. B* **67**, 165408, 2003.
7. A. Liebsch, "Surface versus bulk Coulomb correlations in photoemission spectra of $SrVO_3$ and $CaVO_3$," *Phys. Rev. Lett.* **90**, 096401, 2003.
8. R. Hesper, L. H. Tjeng, A. Heeres, and G. A. Sawatzky, "Photoemission evidence of electronic stabilization of polar surfaces in K_3C_{60} ," *Phys. Rev. B* **62**, pp. 16046-16055, 2000.
9. K. Maiti, D. D. Sarma, M. J. Rozenberg, I. H. Inoue, H. Makino, O. Goto, M. Pedio, and R. Cimino, "Electronic structure of $Ca_{1-x}Sr_xVO_3$: A tale of two energy scales," *Europhys. Lett.* **55**, pp. 246-252, 2001.
10. S. Okamoto and A. J. Millis, "Electron-lattice coupling, orbital stability, and the phase diagram of $Ca_{2-x}Sr_xRuO_4$," *Phys. Rev. B* **70**, 195120, 2004.
11. C. H. Ahn, S. Gariglio, P. Paruch, T. Tybell, L. Antognazza, and J.-M. Triscone, "Electrostatic modulation of superconductivity in ultrathin $GdBa_2Cu_3O_{7-x}$ films," *Science* **284**, pp. 1152-1155, 1999.
12. S. Gariglio, C. H. Ahn, D. Matthey, and J.-M. Triscone, "Electrostatic tuning of the hole density in $NdBa_2Cu_3O_{7-\delta}$ films and its effect on the Hall response," *Phys. Rev. Lett.* **88**, 067002, 2002.
13. C. W. Schneider, S. Hembacher, G. Hammerl, R. Held, A. Schmehl, A. Weber, T. Kopp, and J. Mannhart, "Electron Transport through $YBa_2Cu_3O_{7-\delta}$: Grain Boundary Interfaces between 4.2 and 300 K," *Phys. Rev. Lett.* **92**, 257003, 2002.
14. A. Ohtomo, D. A. Muller, J. L. Grazul, and H. Y. Hwang, "Artificial charge-modulation in atomic-scale perovskite titanate superlattices," *Nature* **419**, pp. 378-380, 2002.

15. M. Izumi, Y. Murakami, Y. Konishi, T. Manako, M. Kawasaki, and Y. Tokura, "Structure characterization and magnetic properties of oxide superlattices $\text{La}_{0.6}\text{Sr}_{0.4}\text{MnO}_3/\text{La}_{0.6}\text{Sr}_{0.4}\text{FeO}_3$," *Phys. Rev. B* **60**, pp. 1211-1215, 1999.
16. M. Izumi, Y. Ogimoto, Y. Konishi, T. Manako, M. Kawasaki, and Y. Tokura, "Perovskite superlattices as tailored materials of correlated electrons," *Mat. Sci. Eng. B* **84**, pp. 53-57, 2001.
17. A. Biswas, M. Rajeswari, R. C. Srivastava, Y. H. Li, T. Venkatesan, R. L. Greene, and A. J. Millis, "Two-phase behavior in strained thin films of hole-doped manganites," *Phys. Rev. B* **61**, pp. 9665-9668, 2000.
18. A. Biswas, M. Rajeswari, R. C. Srivastava, T. Venkatesan, R. L. Greene, Q. Lu, A. L. de Lozanne, and A. J. Millis, "Strain-driven charge-ordered state in $\text{La}_{0.67}\text{Ca}_{0.33}\text{MnO}_3$," *Phys. Rev. B* **63**, 184424, 2001.
19. M. P. Warusawithana, E. V. Colla, J. N. Eckstein, and M. B. Weissman, "Artificial dielectric superlattices with broken inversion symmetry," *Phys. Rev. Lett.* **90**, 036802, 2003.
20. M. Bowen, M. Bibes, A. Barthelemy, J. P. Contour, A. Anane, Y. Lemaitre, and A. Fert, "Nearly total spin polarization in $\text{La}_{2/3}\text{Sr}_{1/3}\text{MnO}_3$ from tunneling experiments," *Appl. Phys. Lett.* **82**, pp. 233-235, 2003.
21. N. Nakagawa, M. Asai, Y. Mukunoki, T. Susaki, and H. Y. Hwang, "Magnetocapacitance and exponential magnetoresistance in manganite-titanate heterojunctions," *Appl. Phys. Lett.* **86**, 082504, 2005.
22. J. Mannhart, "Nano-magnetism at interfaces in high-temperature superconductors?" talk at the workshop on *Nanoscale Fluctuations in Magnetic and Superconducting Systems*, Dresden, 2005.
23. M. Potthoff and W. Nolting, "Surface magnetism studied within the mean-field approximation of the Hubbard model," *Phys. Rev. B* **52**, pp. 15341-15354, 1995.
24. R. Matzdorf, Z. Fang, Ismail, J. Zhang, T. Kimura, Y. Tokura, K. Terakura, and E. W. Plummer, "Ferromagnetism stabilized by lattice distortion at the surface of the p -wave superconductor Sr_2RuO_4 ," *Science* **289**, pp. 746-748, 2000.
25. M. J. Calderón, L. Brey, and F. Guinea, "Surface electronic structure and magnetic properties of doped manganites," *Phys. Rev. B* **60**, pp. 6698-6704, 1999.
26. Z. Fang, I. V. Solovyev, and K. Terakura, "Phase diagram of tetragonal manganites," *Phys. Rev. Lett.* **84**, pp. 3169-3172, 2000.
27. S. Tinte, K. M. Rabe, and D. Vanderbilt, "Anomalous enhancement of tetragonality in PbTiO_3 induced by negative pressure," *Phys. Rev. B* **68**, 144105, 2003.
28. C. Bungaro and K. M. Rabe, "Epitaxially strained $[001]\text{-(PbTiO}_3)_1(\text{PbZrO}_3)_1$ superlattice and PbTiO_3 from first principles," *Phys. Rev. B* **69**, 184101, 2004.
29. C. Ederer and N. A. Spaldin, "Influence of strain and oxygen vacancies on the magnetoelectric properties of multiferroic bismuth ferrite," *Phys. Rev. B* **71**, 224103, 2005.
30. Z. S. Popovic and S. Satpathy, "Wedge-shaped potential and Airy-function electron localization in oxide superlattices," *Phys. Rev. Lett.* **94**, 176805, 2005.
31. J. K. Freericks, "Dynamical mean-field theory for strongly correlated inhomogeneous multilayered nanostructures," *Phys. Rev. B* **70**, 195342, 2004.
32. T. Saitoh, A. E. Bocquet, T. Mizokawa, and A. Fujimori, "Systematic variation of the electronic structure of $3d$ transition-metal compounds," *Phys. Rev. B* **52**, pp. 7934-7938, 1995.
33. S. Okamoto and A. J. Millis, "Electronic reconstruction at an interface between a Mott insulator and a band insulator," *Nature* **428**, pp. 630-633, 2004.
34. S. Okamoto and A. J. Millis, "Theory of Mott insulator-band insulator heterostructures," *Phys. Rev. B* **70**, 075101, 2004.
35. A. Georges, G. Kotliar, W. Krauth, and M. J. Rozenberg, "Dynamical mean-field theory of strongly correlated fermion systems and the limit of infinite dimensions," *Rev. Mod. Phys.* **68**, pp. 13-125, 1996.
36. S. Okamoto and A. J. Millis, "Spatial inhomogeneity and strong correlation physics: a dynamical mean field study of a model Mott-insulator-band-insulator heterostructure," *Phys. Rev. B* **70**, 241104(R), 2004.
37. S. Okamoto and A. J. Millis, "Magnetic ordering in a model Mott-insulator-band-insulator heterostructure," cond-mat/0506172.
38. D. A. Maclean, H.-N. Ng, and J. E. Greedan, "Crystal structures and crystal chemistry of the $RE\text{TiO}_3$ perovskites: $RE = \text{La, Nd, Sm, Gd, Y}$," *J. Solid State Chem.* **30**, pp. 35-44, 1979.

39. J. E. Sunstrom IV, S. M. Kauzlarich, and P. Klavins “Synthesis, structure, and properties of lanthanum strontium titanate ($\text{La}_{1-x}\text{Sr}_x\text{TiO}_3$) ($0 \leq x \leq 1$),” *Chem. Mater.* **4**, pp. 346-353, 1992.
40. T. Sakudo and H. Unoki, “Dielectric properties of SrTiO_3 at low temperatures,” *Phys. Rev. Lett.* **26**, pp. 851-853, 1971; K. A. Müller and H. Burkard, “ SrTiO_3 : An intrinsic quantum paraelectric below 4 K,” *Phys. Rev. B* **19**, pp. 3593-3602, 1973.
41. H. Fujitani and S. Asano, “Full-potential band calculations on YTiO_3 with a distorted perovskite structure,” *Phys. Rev. B* **51**, pp. 2098-2102, 1995.
42. J. C. Slater and G. F. Koster, “Simplified LCAO method for the periodic potential problem,” *Phys. Rev.* **94**, pp. 1498-1524, 1954.
43. T. Mizokawa and A. Fujimori, “Unrestricted Hartree-Fock study of transition-metal oxides: Spin and orbital ordering in perovskite-type lattice,” *Phys. Rev. B* **51**, pp. 12880-12883, 1995.
44. Y. Okimoto, T. Katsufuji, Y. Okada, T. Arima, and Y. Tokura, “Optical spectra in $(\text{La},\text{Y})\text{TiO}_3$: Variation of Mott-Hubbard gap features with change of electron correlation and band filling,” *Phys. Rev. B* **51**, pp. 9581-9588, 1995.
45. M. Mochizuki, “Spin and orbital states and their phase transitions of the perovskite-type Ti oxides: Weak coupling approach,” *J. Phys. Soc. Jpn.* **71**, pp. 2039-2047, 2002.
46. A. Chattopadhyay and A. J. Millis, “Theory of transition temperature of magnetic double perovskites,” *Phys. Rev. B* **64**, 024424, 2001.
47. A. Chattopadhyay, S. Das Sarma, and A. J. Millis, “Transition temperature of ferromagnetic semiconductors: A dynamical mean field study,” *Phys. Rev. Lett.* **87**, 227202, 2001.
48. M. Potthoff, “Two-site dynamical mean-field theory,” *Phys. Rev. B* **64**, 165114, 2001.
49. S. Okamoto, A. Fuhrmann, A. Comanac, and A. J. Millis, “Benchmarkings for a semiclassical impurity solver for dynamical-mean-field theory: Self-energies and magnetic transitions of the single-orbital Hubbard model,” *Phys. Rev. B* **71**, 235113, 2005.
50. S. Ishihara, T. Hatakeyama, and S. Maekawa, “Magnetic ordering, orbital ordering, and resonant x-ray scattering in perovskite titanates,” *Phys. Rev. B* **65**, 064442, 2002.
51. G. Khaliullin and S. Okamoto, “Quantum behavior of orbitals in ferromagnetic titanates: Novel orderings and excitations,” *Phys. Rev. Lett.* **89**, 167201, 2002.
52. T. Kiyama and M. Itoh, “Presence of $3d$ quadrupole moment in LaTiO_3 studied by $^{47,49}\text{Ti}$ NMR,” *Phys. Rev. Lett.* **91**, 167202, 2003.
53. M. Cwik, T. Lorenz, J. Baier, R. Müller, G. Andre, F. Bouree, F. Lichtenberg, A. Freimuth, R. Schmitz, E. Müller-Hartmann, and M. Braden, “Crystal and magnetic structure of LaTiO_3 : Evidence for nondegenerate t_{2g} orbitals,” *Phys. Rev. B* **68**, 060401(R), 2003.
54. M. Mochizuki and M. Imada, “Orbital-spin structure and lattice coupling in $R\text{TiO}_3$ where $R = \text{La}, \text{Pr}, \text{Nd}$, and Sm ,” *Phys. Rev. Lett.* **91**, 167203, 2003.
55. C. Lin, A. J. Millis, and S. Okamoto, “Dynamical mean field study of Manganite superlattices,” (in preparation).
56. M. Takizawa, T. Wadati, M. Kobayashi, S. Tanaka, S. Yagi, S. Hashimoto, T. Yoshida, A. Fujimori, S. Chikamatsu, H. Kumigashira, S. Ojima, K. Shibuya, S. Mihara, T. Ohonishi, M. Lippmaa, M. Kawasaki, H. Koinuma (private communication).