

Spectral representation of the effective dielectric constant of graded composites

L. Dong

*Biophysics and Statistical Mechanics Group, Laboratory of Computational Engineering,
Helsinki University of Technology, P. O. Box 9203, FIN-02015 HUT, Finland and
Department of Physics, The Chinese University of Hong Kong, Shatin, New Territories, Hong Kong*

Mikko Karttunen

*Biophysics and Statistical Mechanics Group, Laboratory of Computational Engineering,
Helsinki University of Technology, P. O. Box 9203, FIN-02015 HUT, Finland*

K. W. Yu

*Department of Physics, The Chinese University of Hong Kong, Shatin, New Territories, Hong Kong
(Dated: December 29, 2017)*

We generalize the Bergman-Milton spectral representation, originally derived for a two-component composite, to extract the spectral density function for the effective dielectric constant of a graded composite. This work has been motivated by a recent study of the optical absorption spectrum of a graded metallic film (Applied Physics Letters, **85**, 94 (2004)) in which a broad surface-plasmon absorption band has been shown to be responsible for enhanced nonlinear optical response as well as an attractive figure of merit. It turns out that, unlike in the case of homogeneous constituent components, the characteristic function of a graded composite is a continuous function because of the continuous variation of the dielectric function within the constituent components. Analytic generalization to three dimensional graded composites is discussed, and numerical calculations of multilayer composites are given as a simple application.

PACS numbers: 77.22.Ej, 42.65.An, 42.79.Ry

I. INTRODUCTION

In graded materials [1] the physical properties may vary continuously in space making them distinctly different from homogeneous materials. Hence, composite media consisting of graded inclusions have attracted much interest in various engineering applications [2], such as reduced residual and thermal barrier coatings of high temperature components in gas turbines, surface hardening for tribological protection, and graded interlayers used in multilayered microelectronic and optoelectronic components [3, 4].

Like graded materials, thin films are of great interest in many practical applications and often possess different optical properties [5] in comparison to bulk materials. Recently, it was found experimentally that graded thin films may have high relative dielectric permittivity as well as a flatter temperature characteristic of permittivity [6] than single-layer films [7].

The traditional theories used to deal with the homogeneous materials [8, 9], however fail to deal with composites of graded inclusions. To treat these composites, we have recently developed a first-principles approach [10, 11] and a differential effective dipole approximation [12].

This work has been motivated by a recent study of the optical absorption spectrum of a graded metallic film [13]. In that work, a broad surface plasmon absorption band was observed in addition to a strong Drude absorption peak at zero frequency. Such a broad absorption band has been shown to be responsible for the enhanced nonlinear optical response as well as an attractive figure of merit (the degree of optical absorption). Yuen *et al.* [14] pointed out that such an absorption spectrum, being related to the imaginary part of the ef-

fective dielectric constant, should equally well be reflected in the Bergman-Milton spectral representation of the effective dielectric constant [15, 16].

Bergman-Milton spectral representation was originally developed for calculating the effective dielectric constant and other response functions of two-component composites [15, 16]. However, the two concerned components are all homogeneous. Therefore, it is worth extending the spectral representation to graded composite materials. The work on graded films is just a simple example of a more general graded composite in three dimensions. One of the main purpose of this work help to identify the physical origin of the broad absorption band. It turns out that, unlike in the case of homogeneous materials, the characteristic function of a graded composite is a continuous function because of the continuous variation of the dielectric function within the constituent component.

Moreover, we apply our theory to a special case of graded composites, i. e., multilayer material, which is more convenient to fabricate in practice than graded material [17], and many algorithms are now available for designing of multilayer coatings [18, 19]. Thus, the present work is necessary in the sense that we shall discuss the multilayer effect as the number of layers inside the material increases. In this regard, this work should be expected to have practical relevance. As the number of layers N increases, we shall show a gradual transition from sharp peaks to a broad continuous band until the graded composite results are recovered by the limit of $N \rightarrow \infty$.

The paper is organized as follows. In Sec. II, the general derivation of the spectral representation for graded composites is presented. In Sec. III, we describe the model and present analytical results for the spectral representation of the effective dielectric constant of a graded film with an interface, as well

as a graded sphere. In those cases, the Bergman-Milton formalism has been modified for graded composites. We further obtain an analytic form for the spectral density function of a multilayer film and a multilayer sphere in Sec. IV. Numerical results are presented in Sec. V, and discussion and conclusion are given in Sec. VI.

II. FORMALISM

We consider a two-component composite in which graded inclusions of dielectric constant $\epsilon_1(\mathbf{r})$ are embedded in a homogeneous host medium of dielectric constant ϵ_2 . It is noted that the dielectric constant $\epsilon_1(\mathbf{r})$ is a gradation profile as a function of the position \mathbf{r} . And we will restrict our discussion and calculation to the quasi-static approximation, i. e., $dc/\omega \leq 1$, where d is the characteristic size of the inclusion, c is the speed of light in vacuum and ω is the frequency of the applied field. In the quasi-static approximation, the whole graded structure can be regarded as an effective homogeneous one with effective (overall) linear dielectric constant defined as [20]

$$\epsilon_e = \frac{1}{V} \int \frac{\mathbf{E} \cdot \mathbf{D}}{E_0^2} dV, \quad (1)$$

where E_0 is the applied electric field along z direction, \mathbf{E} and \mathbf{D} are the local electric field and local displacement, respectively.

The object of the present section is to solve the Laplace's equation

$$\nabla \cdot (\epsilon(\mathbf{r}) \nabla \phi(\mathbf{r})) = 0 \quad (2)$$

subject to the boundary condition $\phi_0 = -E_0 z$. The dielectric function $\epsilon(\mathbf{r})$ varies from component to component but has a fixed mathematical expression for a given component. It can be expressed as [15]

$$\epsilon(\mathbf{r}) = \epsilon_2 \left[1 - \frac{1}{s} \eta(\mathbf{r}) \right], \quad (3)$$

where $s = [1 - \epsilon_{\text{ref}}/\epsilon_2]^{-1}$ is the material parameter and ϵ_{ref} is some reference dielectric constant in the graded component. The characteristic function $\eta(\mathbf{r})$ is may be written in terms of a real function $f(\mathbf{r})$ as

$$\eta(\mathbf{r}) = \begin{cases} 1 + f(\mathbf{r}) & \text{in inclusion,} \\ 0 & \text{in host,} \end{cases}$$

which accords for the microstructure of graded composites. The function $f(\mathbf{r})$ depends on the specific variation of the dielectric constant in the inclusion component. For homogeneous constituent component, i. e., $f(\mathbf{r}) = 0$, $\eta(\mathbf{r}) = 1$ in the inclusion component, while $\eta(\mathbf{r}) = 0$ in the host medium. For graded systems, $\eta(\mathbf{r})$ can be a continuous function in the inclusion component because of the continuous variation of the dielectric function within the inclusion component. Thus, Eq. (1) can be solved

$$\phi(\mathbf{r}) = -E_0 z + \frac{1}{s} \int dV' \eta(\mathbf{r}') \nabla' G(\mathbf{r} - \mathbf{r}') \cdot \nabla' \phi(\mathbf{r}'), \quad (4)$$

where $G(\mathbf{r} - \mathbf{r}')$ is a Green's function satisfying:

$$\begin{cases} \nabla^2 G(\mathbf{r} - \mathbf{r}') = -\delta^3(\mathbf{r} - \mathbf{r}') & \text{for } \mathbf{r} \text{ in } V, \\ G = 0 & \text{for } \mathbf{r} \text{ on the boundary.} \end{cases}$$

In order to obtain a solution for Eq. (2), we introduce an integral-differential Hermitian operator $\hat{\Gamma}$, which satisfies

$$\hat{\Gamma} \equiv \int dV' \eta(\mathbf{r}') \nabla' G(\mathbf{r} - \mathbf{r}') \cdot \nabla',$$

and define an inner product as

$$\langle \phi | \psi \rangle = \int dV \eta(\mathbf{r}) \nabla \phi^* \cdot \nabla \psi. \quad (5)$$

With the above definitions, Eq. (4) can be simplified to

$$\phi(\mathbf{r}) = -E_0 z + \frac{1}{s} \hat{\Gamma} \phi(\mathbf{r}).$$

Let s_n and $|\phi_n\rangle$ be the n th eigenvalue and eigenfunction of operator $\hat{\Gamma}$. Then, the generalized eigenvalue problem becomes

$$\nabla \cdot (\eta(\mathbf{r}) \nabla \phi_n) = s_n \nabla^2 \phi_n.$$

The potential $|\phi\rangle$ can be expanded in series of eigenfunctions,

$$|\phi\rangle \equiv \sum_n \left(\frac{s}{s_n - s} \right) \frac{|\phi_n\rangle \langle \phi_n | z \rangle}{\langle \phi_n | \phi_n \rangle}, \quad (6)$$

where we choose $E_0 = 1$ for convenience. Since $\eta(\mathbf{r})$ is a real function, the eigenvalues s_n will be real. Also, for graded component, $\eta(\mathbf{r})$ is a continuous function, which will cover the full region, i. e., $-\infty \leq \eta(\mathbf{r}) \leq \infty$. Therefore, the eigenvalues s_n , which depend on the continuously graded microstructure $\eta(\mathbf{r})$, do not lie within the interval $[0, 1]$ but extend to $-\infty \leq s_n \leq \infty$ as first pointed by Gu and Gong [21] for three-component composites case. However, eigenvalues s_n still lie in $[0, 1]$ for $0 \leq \eta(\mathbf{r}) \leq 1$.

We are now in the position to find an analytical representation for the effective dielectric constant ϵ_e according to Eq. (1). We take advantage of Green's theorem, the boundary condition $\phi_0 = -z$, and the Maxwell equation $\nabla \cdot \mathbf{D} = 0$ to obtain the effective dielectric constant

$$\begin{aligned} \frac{\epsilon_e}{\epsilon_2} &= \frac{1}{\epsilon_2 V} \int (-\nabla \phi) \cdot \mathbf{D} dV \\ &= \frac{-1}{V} \int \hat{\mathbf{z}} \cdot \left[\left(1 - \frac{1}{s} \eta(\mathbf{r}) \right) \nabla \phi \right] dV \\ &= 1 + \frac{1}{sV} \langle z | \phi \rangle. \end{aligned} \quad (7)$$

If we now introduce the reduced response [15]

$$F(s) = 1 - \frac{\epsilon_e}{\epsilon_2}, \quad (8)$$

and substitute Eq. (6) into Eq. (7) we find

$$F(s) = \frac{1}{V} \sum_n \frac{| \langle z | \phi_n \rangle |^2}{\langle \phi_n | \phi_n \rangle} \left(\frac{1}{s - s_n} \right).$$

We can now express the effective dielectric constant as

$$\epsilon_e = \epsilon_2 \left(1 - \sum_n \frac{f_n}{s - s_n} \right), \quad (9)$$

where f_n is given by

$$f_n = \frac{1}{V} \frac{|\langle z | \phi_n \rangle|^2}{\langle \phi_n | \phi_n \rangle}.$$

Using the above equations, we obtain the following sum rule

$$\begin{aligned} \sum_n f_n &= \frac{1}{V} \langle z | z \rangle \\ &= \frac{1}{V} \int dV \eta(\mathbf{r}) \nabla z \cdot \nabla z \\ &= \frac{1}{V} \int dV \eta(\mathbf{r}). \end{aligned} \quad (10)$$

It is worth noting that the sum rule will not equal to the volume fraction of inclusion. This is different from the Bergman-Milton spectral representation for two homogeneous systems, in which the sum rule equals to the volume fraction of the inclusion.

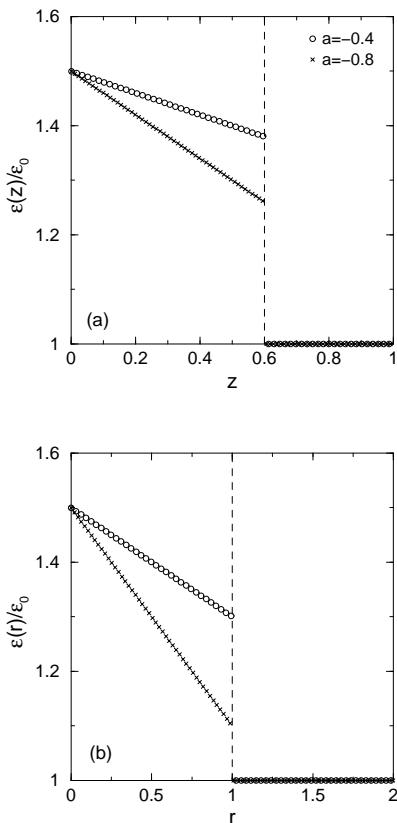


FIG. 1: (a) Dielectric profile of various graded films at $h = 0.6$. (b) Dielectric profile of various graded sphere with unit radius. Parameters used: $\epsilon_2 = 1$ and $s = -2$.

When the operator $\hat{\Gamma}$ has a continuous spectrum, Eq. (9) should be replaced with the integral form

$$\epsilon_e = \epsilon_2 \left(1 - \int ds' \frac{m(s')}{s - s'} \right), \quad (11)$$

where $m(s')$ is the spectral density function. Then, the reduced response becomes

$$F(s) = \int ds' \frac{m(s')}{s - s'}. \quad (12)$$

If we write s as $s + i0^+$, the right side of Eq. (12) becomes

$$P \int ds' \frac{m(s')}{s - s'} - i\pi m(s),$$

and thus, $m(s')$ is given through the limiting process

$$m(s') = -\frac{1}{\pi} \text{Im}[F(s' + i0^+)]. \quad (13)$$

This final result is identical in form to Bergman's expression for the analogous function in scalar composite materials. However, there are differences in the derivation, namely, the definition of the inner product Eq. (5), the continuous graded microstructure $\eta(\mathbf{r})$, the sum rule, as well as the range of eigenvalues s_n .

From Eq. (11) it is evident that if the spectral density function $m(s')$ is known, the effective dielectric constant can be obtained accurately, and vice versa. The spectral representation has been used to analyze the effective dielectric properties of composites. Recently, Levy and Bergman [22] also used it in their study of nonlinear optical susceptibility. In this regard, Sheng and coworkers [23] developed a practical algorithm for calculating the effective dielectric constants based on the spectral representation. In what follows, we restrict ourselves to a graded composite both in one dimension and three dimensions, as well as corresponding multilayer composites.

III. SPECTRAL DENSITY FUNCTION OF GRADED COMPOSITES

A. Spectral density function of a graded film

We consider a graded dielectric film of width L , in which two media meet at a planar interface as shown in Fig. 1 (a). The first medium $\epsilon_1(z)$ varies along z -axis, while the second medium ϵ_2 is homogeneous. We define the graded microstructure as

$$\eta(z) = \begin{cases} 1 + az & 0 < z \leq h, \\ 0 & h < z < L, \end{cases} \quad (14)$$

where a and h are real constants. They can be varied to describe different graded films. Thus, according to Eq. (3), the dielectric function of graded film can be expressed as

$$\epsilon(z) = \epsilon_2 \left(1 - \frac{\eta(z)}{s} \right). \quad (15)$$

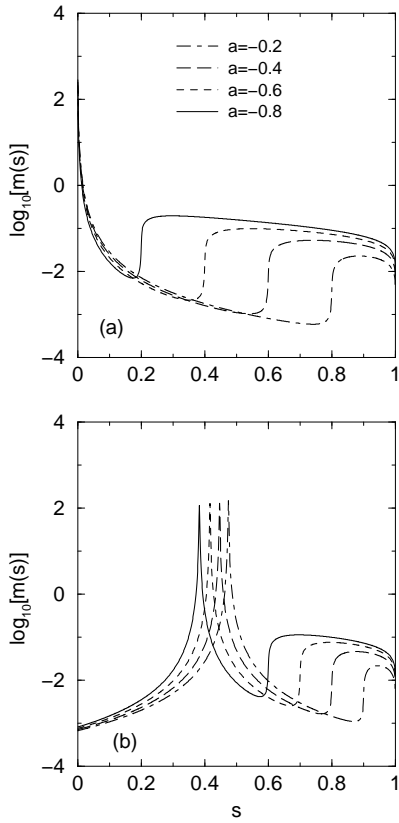


FIG. 2: (a) Spectral density function of a graded film without an interface, i. e., $h = 1.0$. (b) Spectral density function of a graded film meeting a homogeneous medium at an interface $h = 0.5$, and $\epsilon_2 = 1$.

Owing to the simple geometry of a graded film, we can use the equivalent capacitance of a series combination to calculate the effective dielectric constant as

$$\frac{1}{\epsilon_e} = \frac{1}{L} \int_0^L \frac{1}{\epsilon(z)} dz. \quad (16)$$

Substituting Eqs. (14) and (15) into Eq. (16), we obtain

$$\frac{1}{\epsilon_e} = \frac{1-h}{\epsilon_2} + \frac{s \left[\ln \left(1 - \frac{\eta(0)}{s} \right) - \ln \left(1 - \frac{\eta(h)}{s} \right) \right]}{a\epsilon_2},$$

with the assumption $L = 1$.

We are now in a position to extend the Bergman-Milton spectral representation of the effective dielectric constant [15, 16] to a graded film. For a graded system, $\eta(z)$ can be a continuous function in the inclusion medium. Using Eqs. (11)–(13), we obtain the spectral density function for a graded film as

$$m(s') = - \frac{as' \arg \left(\frac{s-1}{s-ah-1} \right)}{\pi \left[\left(s' \arg \left(\frac{s-1}{s-ah-1} \right) \right)^2 + \left(a(h-1) - s' \ln \left(\frac{s'-1}{s'-ah-1} \right) \right)^2 \right]},$$

where $s' = \text{Re}[s]$ and $\arg[\dots]$ denote the arguments of complex functions.

B. Spectral density function of a graded sphere

The above theory can be generalized to graded composites in three dimensions. We consider a graded sphere with dielectric constant $\epsilon_1(r)$ embedded into a homogeneous host medium with dielectric constant ϵ_2 . The dielectric constant of the graded sphere $\epsilon_1(r)$ varies along the radius r . We can obtain the effective dielectric constant of a graded sphere using the spectral representation. We consider the graded mi-

crostructure as

$$\eta(r) = \begin{cases} 1 + ar & 0 < r \leq R, \\ 0 & r > R, \end{cases}$$

where R is the radius of the graded sphere. Thus, from Eq. (3) the dielectric constant in the graded sphere is given by

$$\epsilon(r) = \epsilon_2 \left(1 - \frac{\eta(r)}{s} \right). \quad (17)$$

In the dilute limit the effective dielectric constant of a small volume fraction p of graded spheres embedded in a host medium is given by [24, 25]

$$\epsilon_e = \epsilon_2 + 3\epsilon_2 p b, \quad (18)$$

where b is the dipole factor of graded spheres embedded in a host as given in Ref. [10]. Using Eq. (8) and Eq. (18), the reduced response can be obtained as

$$F(s) = -3\epsilon_2 p b. \quad (19)$$

Thus, the spectral density function of a graded sphere can be given through a numerical evaluation of Eq. (13).

IV. SPECTRAL DENSITY FUNCTION OF MULTILAYER COMPOSITES

A multilayer composite is a special case of graded composites. The gradation becomes continuous as the number of layers approaches infinity. To investigate the multilayer effect, we shall use a finite difference approximation for the graded profile (Eqs. (15) and (17)) for a finite number of layers. To mimic a multilayer system, we divide the interval $[0, 1]$ into N equally spaced sub-intervals, $[0, z_1], (z_1, z_2], \dots, (z_{N-1}, 1]$. Then we adopt the midpoint value of $\epsilon(z)$ for each sub-interval as the dielectric constant of that sublayer. In this way, we calculate the effective dielectric constant, eigenvalues, as well spectral density function for each N . It is worth noting that the results of $N \rightarrow \infty$ (e. g., $N = 1024$ recovers the results of graded composites).

In addition to multilayer films, we can use the above approach to study the much simpler problem of a two-layer film. In this system, we have two layers of dielectric constants ϵ_1 , ϵ_2 , and host ϵ_0 . Thickness are hy , $h(1-y)$, and $1-h$, respectively, where y is the length ratio between component ϵ_1 and component ϵ_2 . We also define two microstructure parameters, η_1 and η_2 . If we let $s = 1/(1 - \epsilon_1/\epsilon_0)$, then $\eta_1 = 1$, and $\eta_2 = (\epsilon_0 - \epsilon_2)/(\epsilon_0 - \epsilon_1)$. According to Eq. (15), the effective dielectric constant of the two-layer film is now given by

$$\frac{1}{\epsilon_e} = \frac{hy}{\epsilon_1} + \frac{h(1-y)}{\epsilon_2} + \frac{1-h}{\epsilon_0}.$$

According to Eq. (8), the reduced response can be given by

$$F(s) = \frac{F_1}{s - s_1} + \frac{F_2}{s - s_2}, \quad (20)$$

where

$$\begin{aligned} F_1 &= \frac{h(s_1(y - y\eta + \eta) - \eta)}{s_1 - s_2}, \\ F_2 &= -\frac{h(s_2(y - y\eta + \eta) - \eta)}{s_1 - s_2}, \\ s_1 &= \frac{1}{2} \left[1 - h(y - y\eta + \eta) + \sqrt{4\eta(-1+h) + (1 - h(y - y\eta + \eta) + \eta)^2} \right], \\ s_2 &= \frac{1}{2} \left[1 - h(y - y\eta + \eta) + \sqrt{4\eta(-1+h) + (1 - h(y - y\eta + \eta) + \eta)^2} \right]. \end{aligned}$$

From the sums of F_1 and F_2 and the integral of graded microstructure $\eta(z)$ given by Eq. (14), we can check that the

sum rule expressed by Eq. (10) is obeyed. It should also be noted that there are two poles in the expression for the reduced response corresponding to two peaks in the spectral density function. If $h = 1$, then $s_1 = 0$, that is, one peak is located at zero, which is explicitly shown in Fig. 2(a).

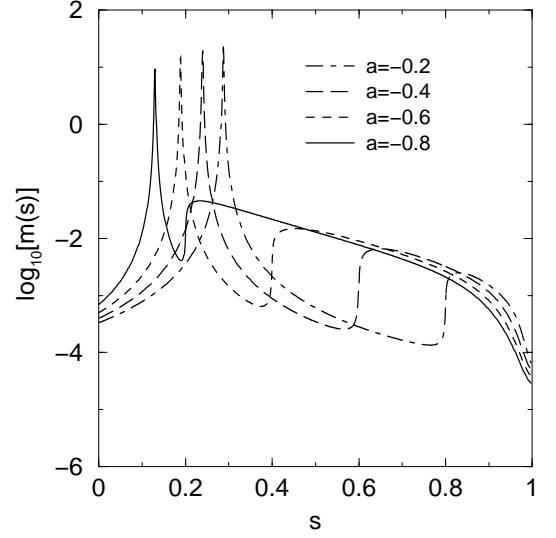


FIG. 3: (Spectral density function of a graded sphere with volume fraction $p = 0.1$).

Similarly, we can also apply our graded spectral representation to a single-shell sphere of core dielectric constant ϵ_1 , covered by a shell of ϵ_2 , and suspended in a host of ϵ_0 . In this example, we can also define two microstructure parameters η_1 and η_2 . If we let $s = 1/(1 - \epsilon_1/\epsilon_0)$, then $\eta_1 = 1$, and $\eta_2 = (\epsilon_0 - \epsilon_2)/(\epsilon_0 - \epsilon_1)$. The dipole factor of single-shell sphere is given [24, 25]

$$b = \frac{\epsilon_2 - \epsilon_0 + (\epsilon_0 + 2\epsilon_2)xf^3}{\epsilon_2 + 2\epsilon_0 + 2(\epsilon_2 - \epsilon_0)xf^3},$$

where f is the ratio between radius core and radius shell, and x is given by

$$x = \frac{\epsilon_1 - \epsilon_2}{\epsilon_1 + 2\epsilon_2}.$$

Then, we can also write Eq. (19) similarly to Eq. (20), where the residues and eigenvalues are given by,

$$\begin{aligned} F_1 &= \frac{-3ps_1[(-1 + \eta)y^3 - \eta] - \eta p[1 - 2(-1 + \eta)y^3 + 2\eta]}{3(s_1 - s_2)}, \\ F_2 &= \frac{3ps_2[(-1 + \eta)y^3 - \eta] + \eta p[1 - 2(-1 + \eta)y^3 + 2\eta]}{3(s_1 - s_2)}, \\ s_1 &= \frac{1}{6} \left[1 + 3\eta - \sqrt{1 + (2 - 8y^3)\eta + (1 + 8y^3)\eta^2} \right], \\ s_2 &= \frac{1}{6} \left[1 + 3\eta + \sqrt{1 + (2 - 8y^3)\eta + (1 + 8y^3)\eta^2} \right]. \end{aligned}$$

Analysis shows that the spectral representation for $N = 2$ contains two simple poles corresponding to two peaks in the

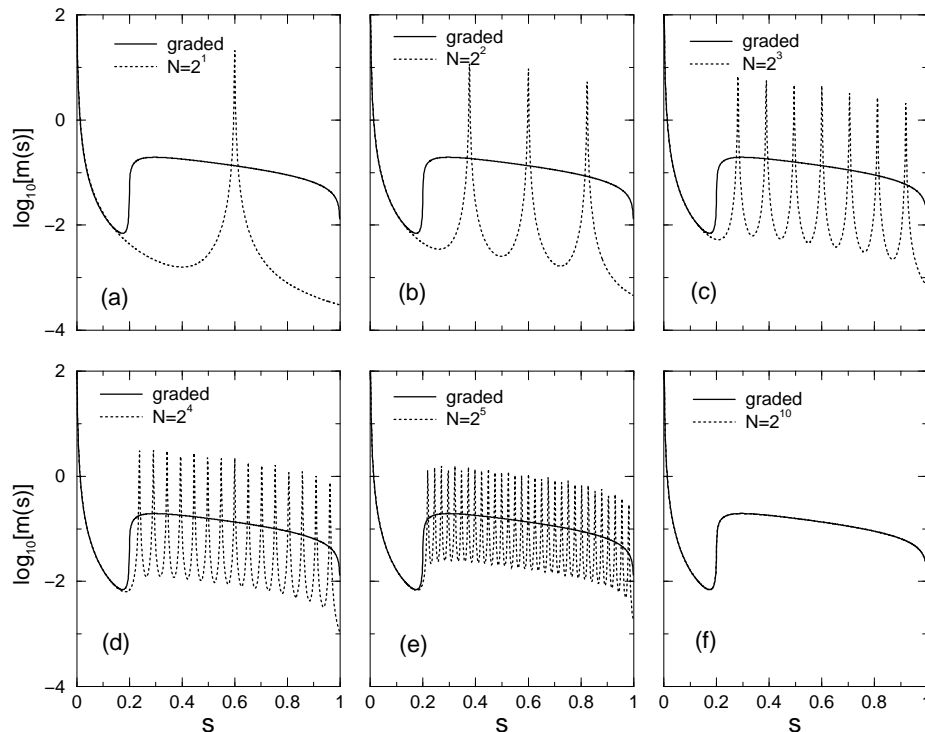


FIG. 4: Spectral density function of various multilayer film with $\epsilon_0 = 1$ and $a = -0.8$.

spectral density function. Therefore, we draw the conclusion that, N peaks are a result of N layers. Moreover, $N - 1$ peaks will accumulate into a continuous broad absorption spectrum when N tends toward infinity, which can be seen from Fig. 4(f) and 5(f).

V. NUMERICAL RESULTS

We are now in a position to do some numerical calculations of the spectral density function from Eqs. (11) and (13). A small but finite imaginary part in the complex parameter has been used in the calculations. Without any loss of generality, we choose $L = 1$ and $R = 1$ for convenience. We show the effect of different graded profiles, as well as the effect of the thickness of the inclusion. It should be noted, that in all figures the range of s is limited to $[0, 1]$, because we chose $-1 < a < 0$ which limits the value of η into $[0, 1]$.

Fig. 1 displays the dielectric profile of a graded film (Fig. 1(a)) and a graded sphere (Fig. 1(b)). This figure obviously shows that the dielectric constant varies with the position in inclusion while a constant in host medium. Also, different values of a accord with different graded materials.

In Fig. 2(a), we plot the spectral density function $m(s)$ of a graded film without an interface against the spectral parameter for various graded microstructures $\eta(z)$. It is evident that there is always a broad continuous band in the spectral density function. Both the strength as well as the width of the continuous part of $m(s)$ increase with the gradient of the dielectric profile. Thus, the previous results of the broad surface-

plasmon band can be expected. Note that there is a sharp peak at $s = 0$, which is also present in a homogeneous film. In Fig. 2(b), we plot the spectral density function of a graded film meeting a homogeneous medium at an interface for various graded microstructure $\eta(z)$. Again, there is always a broad continuous band in the spectral density function. However, the sharp peak has now shifted to a finite value of s , which is also present in a homogeneous film.

In Fig. 3, the spectral density function of graded sphere is displayed for a volume fraction $p = 0.1$. In this case, the interface always exists. It is clear that a broad continuous function in the spectral density function is always observed, as well as the shift of the sharp peak. However, the decrease of the broad continuous function is more abrupt for graded sphere than for graded film with increasing s .

Figures 4 and 5 display the spectral density function for a multilayer film and a sphere, respectively. It is clear that there are always N sharp peaks for N layers. Moreover, it is worth noting that there occurs a transition from sharp peaks to a broad continuous band with increasing N (see Fig. 4(f) and Fig. 5(f)), that is, the graded results are recovered by the limit results of $N \rightarrow \infty$. In particular, we had obtained the analytical expression of spectral density function for $N = 2$. There are two resonances corresponding to the two peaks in Fig. 4(a) and Fig. 5(a).

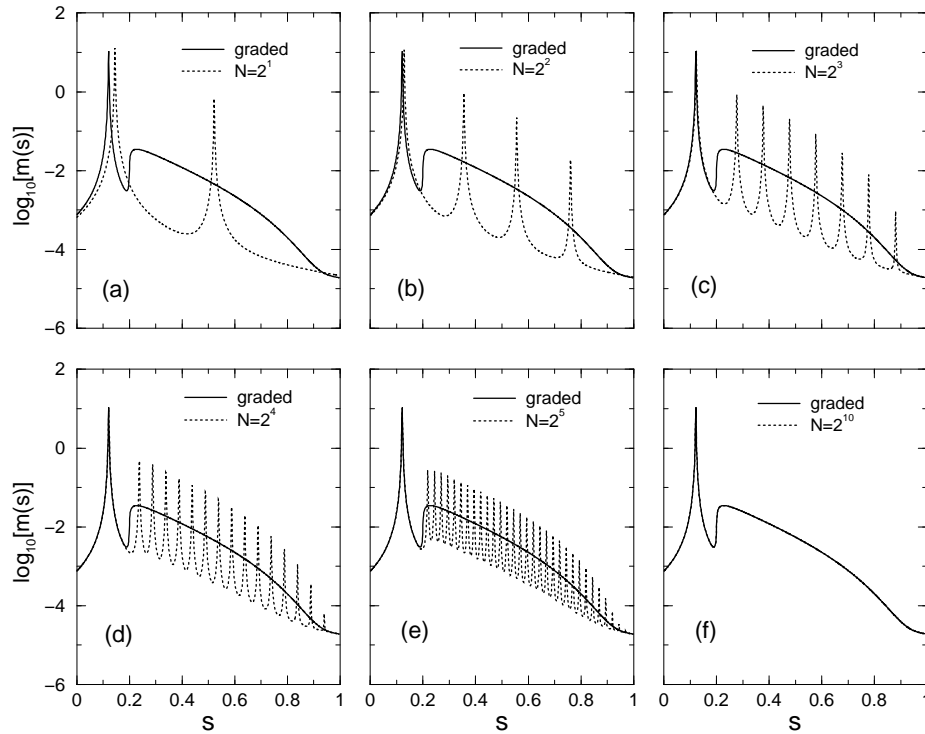


FIG. 5: Spectral density function of various multi-shell sphere with $\epsilon_0 = 1$, $a = -0.8$ and $p = 0.1$.

VI. DISCUSSION AND CONCLUSION

We have investigated a graded composite film and a sphere by means of the Bergman-Milton spectral representation. It has been shown that the spectral density function can be obtained analytically for a graded system. However, unlike in the case of homogeneous constituent components, the characteristic function is a continuous function due to the presence of gradation. Moreover, the derivation as well as some salient properties, namely, the sum rule, the definition of inner product, the definition of the integral-differential operators, and the range of spectral parameters, do change because of the continuous variation of the dielectric profile within the constituent components. It should be noted that in graded composite, the eigenvalues are not limited to $[0, 1]$, and they can be extended to $-\infty \leq s_n \leq \infty$ for the full region η , i. e., $-\infty \leq \eta \leq \infty$. In this work, however for simplicity, we investigated the spectral density function in $0 \leq s \leq 1$ by choosing $-1 < a < 0$ to limit the value of η into $[0, 1]$.

We also study multilayer composites and calculated the spectral density function versus the number of layers, to ex-

PLICITLY demonstrate that the broad continuous spectrum arises from the accumulation of poles when the number of layers tends to infinity. This finding coincides with the broad surface-plasmon absorption band associated with the optical properties of graded composites.

To sum up, we have investigated the spectral density function of graded film and graded sphere, as well as multilayer cases. There is always a broad continuous function in the spectral density function in graded composite, but simple poles in multilayer composite, the number of pole depends on the number of layers. Moreover, there is a gradual transition from sharp peaks to a broad continuous band until the graded composite results recover in the limit of $N \rightarrow \infty$.

Acknowledgments

This work was supported by the Research Grant Council of Hong Kong SAR Government Earmarked Grant (K. W. Y.) and by the Academy of Finland (L. D., M. K.).

-
- [1] G. W. Milton, *The Theory of Composites*, Chapter 7 (Cambridge University Press, Cambridge, 2002).
 [2] M. Yamanouchi, M. Koizumi, T. Hirai and I. Shioda, in *Proceedings of the First International Symposium on Functionally Graded Materials* (Sendi, Japan, 1990).

- [3] J. B. Holt, M. Koizumi, T. Hirai and Z. A. Munir, *Ceramic transaction: Functionally gradient materials*, Vol. **34**, (Westerville, (OH), The American Ceramic Society, 1993).
 [4] B. Ilshner and N. Cherradi, *Proceedings of the Third International Symposium on Structure and Functional Gradient Mate-*

- rials, Lausanne, Switzerland: Presses Polytechniques et Universitaires Romands, 1994.
- [5] D. R. Kammler, T. O. Mason, D. L. Young, T. J. Coutts, D. Ko, K. R. Poeppelmeier, and D. L. Williamson, *J. Appl. Phys.* **90**, 5979 (2001).
- [6] A. Kawasaki and R. G. Ford, 97, in *Functionally Graded Materials: Design, Processing, and Application*, Y. Miyamoto, W. A. Kaysser, and B. H. Rabin (Eds.), (Kluwer, Boston, 1999).
- [7] S. G. Lu, X. H. Zhu, C. L. Mak, K. H. Wong, H. L. W. Chan, and C. L. Choy, *Appl. Phys. Lett.* **82**, 2877 (2003).
- [8] J. D. Jackson, *Classical Electrodynamics* (Wiley, New York, 1975).
- [9] See, for example, the articles in *Electric Transport and Optical Properties of Inhomogeneous Media*, edited by J. C. Garland and D. B. Tanner, AIP Conference Proceedings No. 40 (AIP New York, 1978).
- [10] L. Dong, G. Q. Gu, and K. W. Yu, *Phys. Rev. B* **67**, 224205 (2003).
- [11] G. Q. Gu and K. W. Yu, *J. Appl. Phys.* **94**, 3376 (2003).
- [12] J. P. Huang, K. W. Yu, G. Q. Gu, and M. Karttunen, *Phys. Rev. E* **67**, 051405 (2003).
- [13] J. P. Huang and K. W. Yu, *Appl. Phys. Lett.* **85**, 94 (2004).
- [14] K. P. Yuen, M. F. Law, and K. W. Yu, *Phys. Rev. E* **56**, R1322 (1997).
- [15] D. J. Bergman and D. Stroud, in *Solid state Physics*, Vol. 46, p. 147, H. Ehrenreich and D. Turnbull (Eds.), (Academic Press, New York, 1992),
- [16] G. W. Milton, *J. Appl. Phys.* **52**, 5286 (1980); *Appl. Phys. A* **26**, 1207 (1981).
- [17] M. P. Hobson and J. E. Baldwin, *Appl. Opt.* **43**, 2651 (2004).
- [18] S. Martin, J. Rivory, and M. Schoenauer, *Appl. Opt.* **34**, 2247 (1995).
- [19] P. G. Verly, *Appl. Opt.* **37**, 7327 (1998).
- [20] D. Stroud and P. M. Hui, *Phys. Rev. B* **37**, 8719 (1988).
- [21] Y. Gu and Q. H. Gong, *Phys. Rev. B* **67**, 014209 (2003).
- [22] O. Levy and D. J. Bergman, *Phys. A* **207**, 157 (1994).
- [23] H. Ma, B. Zhang, W. Y. Tam, and P. Sheng, *Phys. Rev. B* **61**, 962 (2000).
- [24] K. W. Yu, P. M. Hui, and D. Stroud, *Phys. Rev. B* **47**, 14150 (1993).
- [25] X. Zhang and D. Stroud, *Phys. Rev. B* **49**, 944 (1994).