

# Unexpected Density Fluctuations in Jammed Disordered Sphere Packings

Aleksandar Donev,<sup>1,2</sup> Frank H. Stillinger,<sup>3</sup> and Salvatore Torquato<sup>1,2,3,\*</sup>

<sup>1</sup>Program in Applied and Computational Mathematics,  
Princeton University, *Princeton NJ 08544*

<sup>2</sup>PRISM, Princeton University, *Princeton NJ 08544*

<sup>3</sup>Department of Chemistry, Princeton University, *Princeton NJ 08544*

## Abstract

We computationally study jammed disordered hard-sphere packings as large as a million particles. We show that the packings are saturated and hyperuniform, i.e., that local density fluctuations grow only as a logarithmically-augmented surface area rather than the volume of the window. The structure factor shows an unusual non-analytic linear dependence near the origin,  $S(k) \sim |k|$ . In addition to exponentially damped oscillations seen in liquids, this implies a weak power-law tail in the total correlation function,  $h(r) \sim -r^{-4}$ , and a long-ranged direct correlation function.

The characterization of local density fluctuations in many-particle systems is a problem of great fundamental interest in the study of condensed matter, including atomic, molecular and granular materials. In particular, long-wavelength density fluctuations are important to such diverse fields as thermodynamics, granular flow, and even cosmology (see Ref. [1] and references therein). Previous work by some of us [1] was concerned with the quantitative characterization of density fluctuations in point patterns, and in particular, those in which infinite wavelength fluctuations are completely suppressed, i.e., the structure factor  $S(\mathbf{k})$  vanishes at the origin. In these so-called *hyperuniform* (or *superhomogeneous* [2]) systems, the variance in the number of points inside a large window grows slower than the volume of the window, typically like the window surface area. Most known examples of hyperuniform systems are either ordered lattices or quasi-crystals [1, 2]. An important open problem is the identification of statistically homogeneous and isotropic atomic systems (e.g., glasses) that are hyperuniform.

For equilibrium liquids and crystals,  $S(k=0)$  is proportional to the isothermal compressibility and is thus positive. *Strictly jammed* sphere packings [3] are rigorously incompressible (and non-shearable) [4], but they are also nonequilibrium systems. In Ref. [1] it was conjectured that all *saturated* [5] strictly jammed packings are hyperuniform. Of particular importance to understanding both glasses and granular materials are disordered jammed packings, and in particular the maximally random jammed (MRJ) state [6], which is the most disordered among all strictly jammed packings [3]. The MRJ state for hard-particle packings is related to the view of jamming as a rigidity transition and/or dynamic arrest in both granular [7] and glassy materials [8]. Previous studies have identified several different diverging length scales at the rigidity jamming transition for systems of soft spheres (see Ref. [9] and references therein), indicating a kind of second-order phase transition at the jamming point. Hyperuniformity involves an “inverted critical phenomenon” in which the range of the direct correlation function  $c(r)$  diverges [1]. It is therefore of great interest to test whether disordered jammed sphere packings are hyperuniform. In this Letter, we demonstrate that MRJ packings are indeed hyperuniform and saturated. Moreover, we observe an unusual non-analytic structure factor  $S(k) \sim |k|$ , or equivalently, a quasi-long ranged negative tail of the total pair correlation function  $h(r) \sim -r^{-4}$ , just as found in the early Universe [2].

We prepare jammed packings of hard spheres under periodic boundary conditions using a modified Lubachevsky-Stillinger (LS) packing algorithm [10], as detailed in Ref. [11].

The generated disordered sphere packings typically have volume fractions in the range  $\phi = 0.64 - 0.65$ , and to a good approximation the packings should be representative of the MRJ state. For this study, we have generated a dozen packings of  $N = 10^5$  and  $N = 10^6$  particles jammed up to a reduced pressure of  $10^{12}$  using an expansion rate of  $10^{-3}$  [11] with  $\phi \approx 0.644$ . Generating such unprecedented one-million-particle packings was necessary in order to study large-scale density fluctuations without relying on dubious extrapolations.

The packings generated by the LS and other algorithms have a significant fraction ( $\sim 2.5\%$ ) of *rattling* particles which are not truly jammed but can rattle inside a small cage formed by their jammed neighbors [11]. These rattlers make a negligible contribution to the mechanical properties of the system, including the pressure, and can be removed sufficiently close to the jamming point. However, they are important when considering density fluctuations. Removing the rattlers will produce small but observable long-wavelength density fluctuations. Assuming that the rattlers are more or less randomly distributed among all particles, a hyperuniform packing from which the rattlers are then removed would have  $S(0) \approx 0.025 > 0$ . Similarly, the hyperuniformity could be destroyed by randomly filling large-enough voids with additional rattlers. It is therefore important to verify that the jammed packings are saturated, i.e., that there are no voids large enough to insert additional rattlers. Figure 1 shows the complementary cumulative pore-size distribution [12]  $F(\delta)$ , which gives the probability that a sphere of diameter  $\delta$  could be inserted into the void space, with and without the rattlers. Clearly there is no room to insert any additional rattlers; the largest observed voids are around  $\delta_{\max} \approx 0.8D$ . The algorithm used to produce the packings appears to fill all void cages with particles.

It is very difficult to study long-wavelength density fluctuations accurately in 3D computer simulations. When periodic boundary conditions apply with a periodic box of length  $L$ , particle correlations can only be studied up to a distance  $L/2$ , and there are large finite-size corrections for distances comparable to  $L$ . Additionally, as we show later, strong statistical fluctuations appear due to finite system size, making it necessary to use even larger systems to measure pair correlations at large distances. In reciprocal space,  $S(k)$  can only be measured for  $k \geq 2\pi/L$ , with large discretization errors for the smallest wavevectors. To overcome these finite-size effects, it was necessary to generate a packing of one million particles.

Consider a large isotropic three-dimensional packing of  $N$  hard spheres of diameter  $D$ ,

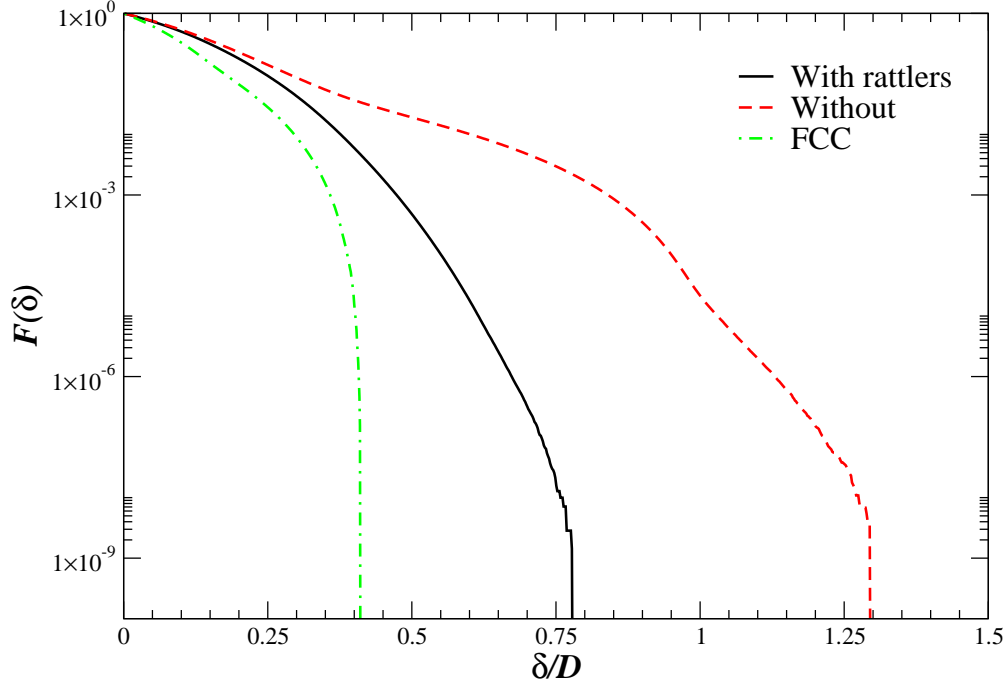


Figure 1: (Color online) The cumulative pore-size distribution  $F(\delta)$  for a (single) packing with  $N = 10^5$  particles, with and without the rattlers. The method of trial spheres with  $2 \cdot 10^9$  trials was used [12]. A very similar  $F(\delta)$  with cutoff around  $\delta_{\max} \approx 0.8D$  is observed when  $N = 10^6$ , when rattlers are present. The cutoff is however not as sharply defined as it is for the FCC crystal, shown for comparison, since the exact size of the largest available void (cavity) fluctuates between realizations.

with average number density  $\rho = N/V$  and average volume fraction  $\phi = \pi\rho D^3/6$ . We employ the usual pair correlation function  $g_2(x = r/D)$  or the total correlation function  $h(x) = g_2(x) - 1$  in real space, or the equivalent Fourier representation given by the structure factor

$$S(K = kD) = 1 + 24\phi \int_0^\infty \frac{\sin(Kx)}{Kx} x^2 h(x) dx.$$

Of particular interest are the moments of  $h(x)$ ,  $\langle x^n \rangle = \int_0^\infty x^n h(x) dx$ . Computer-generated packings are always finite, and thus binning techniques must be used to obtain probability densities like  $h$ . Accordingly, we prefer to use the more readily measurable *excess coordination*

$$\Delta Z(x) = 1 + 24\phi \int_0^x w^2 h(w) dw.$$

This is the average excess number of points inside a spherical window of radius  $xD$  centered

at a particle, compared to the ideal-gas expectation  $8\phi x^3$ . Any integral containing  $h(x)$  can easily be represented in terms of  $\Delta Z(x)$  using integration by parts. For the structure factor we get  $S(K) = \lim_{R \rightarrow \infty} S(K, R)$ , where

$$S(K, R) = \Delta Z(R) \frac{\sin(KR)}{KR} - \int_0^R \Delta Z(x) \frac{d}{dx} \frac{\sin(Kx)}{Kx} dx. \quad (1)$$

This has quadratic behavior near  $k = 0$  when expanded in a Taylor series,

$$S(K) \approx S(0) + \frac{K^2}{3} \int_0^\infty x [\Delta Z(x) - S(0)] dx, \quad (2)$$

where  $S(0) = \Delta Z(x \rightarrow \infty)$  vanishes for a hyperuniform system. For large  $x$ , an *explicit* finite-size correction of order  $1/N$  needs to be applied to the infinite-system excess coordination,  $\Delta Z(x) \approx S(0) [1 - 8\phi x^3/N]$  [13], as it is clear that the excess coordination must vanish for windows as large as the whole system.

Figure 2 shows  $S(k)$  for the simulated packings as obtained via a direct Fourier transform (DFT) of the particle positions,  $S(\mathbf{k}) = N^{-1} \left| \sum_{i=1}^N \exp(i\mathbf{k} \cdot \mathbf{r}_i) \right|^2$ , where  $\mathbf{k}$  is a reciprocal lattice vector for the periodic unit cell [14]. To obtain an approximation to the radially symmetric infinite-system  $S(k)$ , we average over the reciprocal lattice vectors inside a spherical shell of thickness  $2\pi/L$ . Using Eq. (1) together with a numerical (truncated)  $\Delta Z(x)$  quickly gives  $S(k)$  over a wide range of wavelengths. However, the behavior near the origin is not reliable since it depends on the analytic extension for the tail of  $\Delta Z(x)$ . The results of the DFT calculations are shown in Fig. 2, and they closely match the one obtained from  $\Delta Z(x)$  for wavelengths smaller than about 20 diameters.

Figure 2 demonstrates that the saturated packing is indeed hyperuniform [16] to within  $S(0) < 10^{-3}$ , as conjectured in Ref. [1]. The behavior of  $S(k)$  near the origin is very surprising. The observed  $S(k)$  follows closely a *non-analytic linear* relationship [17] well-fitted by  $S(K) \approx 6.1 \cdot 10^{-4} + 3.4 \cdot 10^{-3}K$  over the whole range  $K/2\pi < 0.4$ . By contrast, analytic quadratic behavior is observed for a liquid sample at  $\phi = 0.49$ , as shown in the figure. Theoretical finite-size corrections to the small- $k$  behavior of  $S(k)$  have only been considered for relatively low-density liquid systems with relatively small  $N$  [13], and do not appear useful for our purposes. Although estimating the corrections to the DFT data analytically is certainly desirable, such corrections appear to be rather small at least for the well-understood liquid at  $\phi = 0.49$ . Comparison among the different  $N = 10^6$  samples shows that statistical fluctuations in  $S(k)$  near the origin are very small.

Equation (2) shows that if  $h$  is truly short-ranged, the structure factor must be analytic (i.e., an even power of  $k$ , usually quadratic), near the origin. Our numerical observations point strongly to a linear  $S(K)$  for small  $K$ . It is interesting to note that such non-analytic behavior is assumed in the so-called Harrison-Zeldovich power spectrum of the density fluctuations in the early Universe [2], and has been verified experimentally with high accuracy. If this observation  $S(K) \sim |K|$  survives simulations of even larger jammed hard sphere systems, using a variety of packing algorithms, it would imply a negative algebraic power-law tail  $h(x) \sim -x^{-4}$  uncharacteristic of liquid states. Such a quasi-long range correlated decrease in the density around a particle is typically only seen in systems with long-range interactions. A long-ranged tail must appear in the *direct* correlation function  $c(r)$  for a strictly hyperuniform system due to the divergence of  $\tilde{c}(0)$ , in a kind of “inverted critical phenomenon” [1]. Such a tail is uncharacteristic of liquids where the range of  $c(r)$  is substantially limited to the range of the interaction potential. The direct correlation function can numerically be obtained from its Fourier transform via the Ornstein-Zernike (OZ) equation,  $\tilde{c}(k) = (\pi/6\phi) [S(k) - 1]/S(k)$ , and we have shown it in the inset in Fig. 2, along with the corresponding Percus-Yevick (PY) ansatz [18] for  $c(r)$  at  $\phi = 0.49$  which makes the approximation that  $c(r)$  vanishes outside the core. Two unusual features relative to the liquid are observed for our jammed packing. First, there is a positive  $\delta$ -function at contact corresponding to the  $\bar{Z} = 6$  average touching neighbours around each jammed particle [11]. Second, there is a relatively long tail outside the core, the exact form of which depends on the behavior of  $S(k)$  around the origin [19].

The numerical coefficient in the power-law tail in  $h(x)$  is very small,  $\Delta Z(x) \approx 4.4 \cdot 10^{-3} x^{-1}$ , and cannot be directly observed, as we will show shortly. It is however possible to observe its effect on large-scale density fluctuations. For monodisperse hard sphere systems it suffices to focus only on the positions of the sphere centers and consider density fluctuations in *point patterns*. Following Ref. [1], consider moving a spherical window of radius  $R = XD$  through a point pattern and recording the number of points inside the window  $N(X)$ . The number variance is exactly [1],

$$\begin{aligned} \sigma^2(X) &= \langle N^2(X) \rangle - \langle N(X) \rangle^2 \\ &= \frac{3\phi}{2} [(2X)^2 \Delta Z_0(2X) - \Delta Z_2(2X)] \end{aligned}$$

where  $\Delta Z_n(x) = \int_0^x w^n \Delta Z(w) dw$  denotes a running moment of  $\Delta Z$ . Asymptotically, for

large windows, in an infinite system with analytic  $S(k)$ ,  $\sigma^2(X) \approx AX^3 + BX^2$ , where  $A = 8\phi(1 + 24\phi\langle x^2 \rangle) = 8\phi S(0)$  is the *volume* fluctuation coefficient, and  $B = -144\phi^2\langle x^3 \rangle = 6\phi\Delta Z_0(x \rightarrow \infty)$  is the *surface* fluctuation coefficient. When a non-integrable power-law tail exists in  $\Delta Z(x)$ , asymptotically the “surface” fluctuation coefficient contains an additional logarithmic term,  $B(X) = B_0 + C \ln X$ . Such a logarithmic correction does not appear for any of the examples studied in Ref. [1]. Explicit finite-size effects for non-hyperuniform systems yield a correction  $A(X) = 8\phi S(0)[1 - 8\phi X^3/N]$  [20]. Figure 3 shows numerical results for the number variance as a function of window size, along with the predicted asymptotic dependence, including both the logarithmic and  $N^{-1}$  corrections [21]. Both corrections need to be included in order to observe this close a match between the data and theory. The constants  $S(0)$  and  $C$  were obtained from the linear fit to  $S(k)$ , while  $B_0 \approx 1.02$  was obtained by numerically integrating  $\Delta Z(x)$ , as explained shortly [22].

We now turn our attention to real space to observe directly the large-distance behavior of  $h$  or equivalently  $\Delta Z$ . For equilibrium liquids with short-ranged potentials it is expected that the asymptotic behavior of  $h(x)$  is exponentially damped oscillatory [23, 24], of the form

$$h(x) \sim \frac{C}{x} \exp(-x/\xi) \cos[K_0(x - x_0)]. \quad (3)$$

However, it is not clear whether the decay is still exponential for glass-like nonequilibrium jammed systems. Previous studies have looked at much smaller systems, where explicit finite-size effects dominate, and also focused on the liquid phase [13]. Figure 4 shows the numerical  $\Delta Z(x)$  along with a relatively good exponentially damped oscillatory fit [25]  $\Delta Z(x) \approx 5.47x \exp(-x/1.83) \cos(7.56x - 2.86)$  over the range  $5 < x < 15$ . It would be desirable to look at larger  $x$  and, in particular, directly observe the long-range inverse power tail predicted from the linear behavior of  $S(k)$ . The use of cubic periodic boundary conditions implies that pair distances up to  $x_{\max} = \sqrt[3]{\pi N/24\phi} \approx 50$  can be studied. However, it is important to point out that it is not possible to measure the pair correlations for  $x > 15$  due to statistical variations among finite systems, estimated to lead to an uncertainty of the order  $\delta Z(x) \approx \sigma(x)/\sqrt{N}$ . In fact, within the range of validity of the observed  $\Delta Z(x)$  the damped oscillatory fit is perfectly appropriate. We smoothly combined the actual numerical data for  $x < 10$  with the fitted decaying tail for  $x > 10$ , and numerical integration of this smoothed  $\Delta Z(x)$  gives  $B_0 \approx 1.02 \pm 0.02$ , as used in producing Fig. 3. This smoothed  $\Delta Z(x)$

was used to obtain  $S(k)$  via Eq. (1) when producing Fig. 2.

We have given computational results for a million-particle jammed disordered hard sphere packing demonstrating that it is nearly hyperuniform and saturated. However, there are many open fascinating questions. Can a geometrical significance be attached to the period of oscillations  $K_0$  in the jamming limit [26], or to the cutoff of  $F(\delta)$ ? We believe that the strict jamming and saturation conditions demand hyperuniformity of our packings. We conjecture that the observed non-analytic behavior of  $S(k) \sim k$  is a direct consequence of the condition of maximal disorder on the jammed packing. The exponent  $p$  appears to increase with increasing order: It approaches infinity for ordered lattices, is two for perturbed lattices, and is one for MRJ. In Ref. [1] we examined the possibility of using the surface term coefficient  $B$  as an order metric (increasing  $B$  indicated greater disorder). We did not anticipate the appearance of a further logarithmic term for the disordered packings. In this sense, the MRJ packings are markedly more disordered: they have macroscopic density fluctuations which are much larger than crystalline packings. Quantitative understanding of this aspect of disorder and its relation to density fluctuations remains a fascinating open problem.

The authors were supported in part by the National Science Foundation under Grant No. DMS-0312067.

---

\* Electronic address: torquato@electron.princeton.edu

- [1] S. Torquato and F. H. Stillinger, Phys. Rev. E **68**, 041113 (2003), *ibid.* 069901.
- [2] A. Gabrielli, M. Joyce, and F. S. Labini, Phys. Rev. D **65**, 083523 (2002).
- [3] S. Torquato and F. H. Stillinger, J. Phys. Chem. B **105**, 11849 (2001).
- [4] S. Torquato, A. Donev, and F. H. Stillinger, Int. J. Solids Structures **40**, 7143 (2003).
- [5] A saturated packing is one in which no additional particles can be added.
- [6] S. Torquato, T. M. Truskett, and P. G. Debenedetti, Phys. Rev. Lett. **84**, 2064 (2000).
- [7] H. A. Makse, J. Brujic, and S. F. Edwards, *The Physics of Granular Media* (John Wiley & Sons, 2004), chap. Statistical Mechanics of Jammed Matter, pp. 45–86.
- [8] C. S. O’Hern, S. A. Langer, A. J. Liu, and S. R. Nagel, Phys. Rev. Lett. **86**, 111 (2001).
- [9] L. E. Silbert, A. J. Liu, and S. R. Nagel (2005), arXiv:cond-mat/0501616.



- [10] B. D. Lubachevsky and F. H. Stillinger, *J. Stat. Phys.* **60**, 561 (1990).
- [11] A. Donev, S. Torquato, and F. H. Stillinger, *Phys. Rev. E* **71**, 011105 (2005).
- [12] S. Torquato, *Random Heterogeneous Materials* (Springer-Verlag, New York, 2002).
- [13] J. J. Salacuse, A. R. Denton, and P. A. Egelstaff, *Phys. Rev. E* **53**, 2382 (1996); A. Baumketner and Y. Hiwatari, *Phys. Rev. E* **63**, 061201 (2001); M. Dijkstra and R. Evans, *J. Chem. Phys.* **112**, 1449 (2000).
- [14] This calculation potentially involves many reciprocal lattice points and can only be done for a limited range of wavevectors near the origin due to memory and CPU constraints, and cannot easily and accurately be made faster using Fast Fourier Transforms (FFT) [15].
- [15] D. Potts, G. Steidl, and M. Tasche, *Modern Sampling Theory: Mathematics and Applications* (Birkhauser Boston, 2001), chap. 12. Fast Fourier transforms for nonequispaced data: A tutorial.
- [16] We believe that this small residual non-hyperuniformity is an artifact of the packing algorithm. For example, by reducing the particle expansion rate one observes an increase in the hyperuniformity (and also in density [11]).
- [17] Since  $S(k)$  is an even function, its derivative must vanish at the origin for it to be analytic.
- [18] J. K. Percus and G. J. Yevick, *Phys. Rev.* **110**, 1 (1958).
- [19] We used the linear fit to  $S(k)$  when producing the figure, implying  $c(r) \sim r^{-2}$ .
- [20] F. L. Roman, J. A. White, and S. Velasco, *J. Chem. Phys.* **107**, 4635 (1997); F. L. Roman, J. A. White, A. Gonzalez, and S. Velasco, *J. Chem. Phys.* **110**, 9821 (1999).
- [21] Additional *implicit* finite size effects due to the periodicity of the system have been considered for hard disks in Ref. [20], and they have been shown to be significantly smaller. While finite-size effects for hyperuniform systems have not been studied theoretically, Fig. 3 suggests they are also small.
- [22] The surface coefficient  $B_0$  cannot be determined from just the linear part of  $S(k)$  near the origin.
- [23] P. Perry and G. J. Throop, *J. Chem. Phys.* **57**, 1827 (1972).
- [24] S. Torquato and F. H. Stillinger, *J. Phys. Chem. B* **106**, 8354, *ibid.* 11406-11406 (2002).
- [25] Compare this fit to  $\xi \approx 1.4$  and  $K_0 \approx 7.9$  as measured in R. Jullien, P. Jund, D. Caprion, and D. Quitmann, *Phys. Rev. E* **54**, 6035 (1996).
- [26] For example, the height of a tetrahedron of side  $D$  is around  $0.816D$ , close to the period of

oscillations in  $h$ .

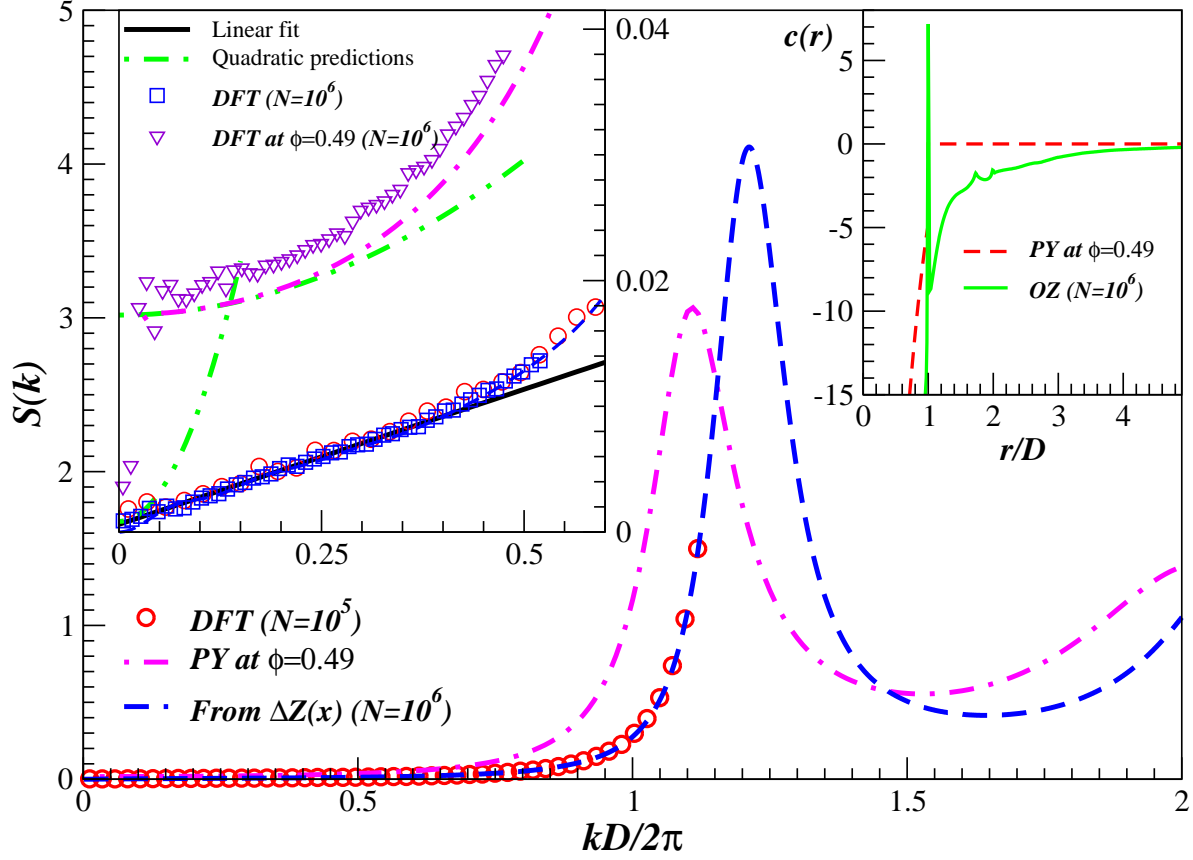


Figure 2: (Color online) Structure factor for a  $10^6$ -particle packing ( $\phi = 0.642$ ) and for a hard-sphere liquid near the freezing point ( $\phi = 0.49$ ), as obtained via two alternative numerical methods and also from the Percus-Yevick (PY) theory for the liquid [18]. DFT results are also shown over a larger range of  $K$  for a  $10^5$ -particle packing ( $\phi = 0.643$ ). The left inset focuses on the range close to the origin, showing that while a parabola matches the liquid data reasonably well [ $S(K) \approx 0.02 + 4 \cdot 10^{-3} K^2$  according to PY theory, which is known to underestimate  $S(0)$ ], it does not appear appropriate for the jammed packing for large-to-intermediate wavelengths [as obtained from Eq. (2)]. The very linear behavior of the DFT data for the jammed packing in the range up to  $K/2\pi < 0.4$  is remarkable. The right inset shows  $c(r)$  convolved (smudged) with a narrow Gaussian [due to numerical truncation of  $S(k)$ ]. The peak at  $r = D$  is thus in fact (almost) a  $\delta$ -function.

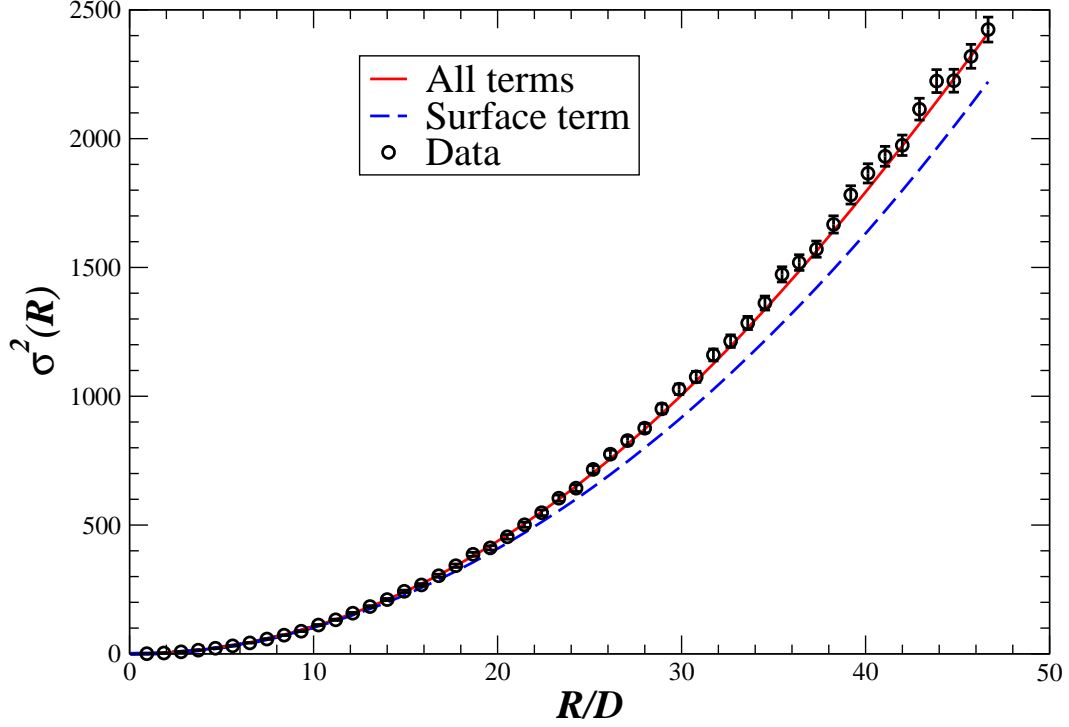


Figure 3: (Color online) The variance  $\sigma^2$  as a function of the window radius for a  $10^6$ -particle packing. The uncertainty in the variance, as shown with error bars, is estimated to be of the order of  $\sigma^2/\sqrt{M}$ , where  $M = 10^4$  is the number of windows used for a given window. Also shown is the theoretically predicted dependence of the form  $AX^3 + CX^2 \ln X + B_0X^2$ , along with just the surface term  $B_0X^2$ , which dominates the density fluctuations.

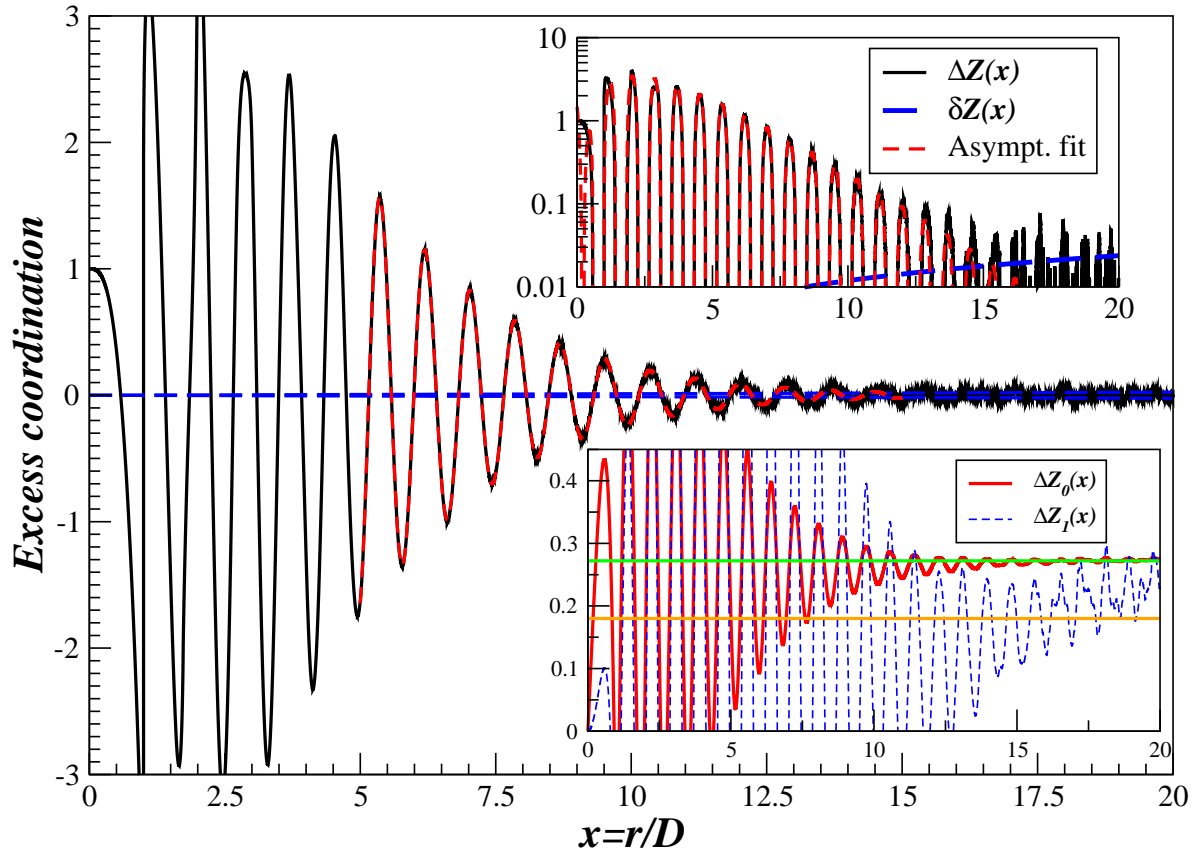


Figure 4: (Color online) The excess coordination for a  $10^6$ -particle packing, along with the best fit of the form (3) for the tail, and the estimated uncertainty. Statistical fluctuations overcome the actual correlations after  $x \approx 15$ . Averaging over nine samples only shrinks the magnitude of the fluctuations by three, without revealing additional information. The inset on the top uses a logarithmic scale, and the inset on the bottom shows the zeroth and first running moments along with their asymptotic values as estimated from the tail fit. Note that for the range of  $x$  shown explicit finite-size corrections are small (less than 5%).