

Space-Charge Limited Current Fluctuations in Organic Semiconductors

A. Carbone¹, B. K. Kotowska^{1,2}, D. Kotowski^{1,2}

¹ *Physics Department and National Institute of Matter Physics (INFM),
Politecnico di Torino, C.so Duca degli Abruzzi 24, 10129 Torino, Italy*

² *Department of Physics of Electronic Phenomena,
Gdansk University of Technology, Narutowicza 11/12, 80-952 Gdansk, Poland*

Low-frequency current fluctuations are investigated over a voltage range covering *ohmic*, *trap-filling* and *space-charge limited current* regimes in polycrystalline polyacenes. The relative current noise power spectral density $\mathcal{S}(f)$ is independent of the applied voltage V in the *ohmic region*, steeply increases in the *trap-filling* transition region and, finally, decreases with V when the *space-charge-limited-current* regime is reached. The frequency dependence is $f^{-\gamma}$, with γ close to 1 over the entire voltage range. We relate such features to the structural and compositional disorder of the material. The *ohmic* and *space-charge-limited current* fluctuation regimes correspond to *steady-states* obtained respectively when thermally generated or injected charge carriers rule the transport. The *trap-filling current fluctuation regime* is described within the *continuum percolation model*: as the quasi-Fermi level crosses the trap level by increasing voltage, intricate insulating paths nucleate within the ohmic matrix. The amplitude \mathcal{S} of the percolative critical fluctuations is written in terms of the imbalance between the densities n and n_t of the free and trapped charge carriers.

PACS numbers: 73.50.Ph, 72.70.+m, 72.80.Le

Polycrystalline small-weight organic materials, as polyacenes, belong to the class of strongly disordered conductors, where transport mainly occurs by variable-range hopping among a system of localized electronic states [1, 2, 3]. While the interest in the electronic properties of polyacenes dates back many decades, their application in electronics and photonics is more recent. Since the operation and long-term stability of the *plastic* devices critically depend on the charge injection from the electrode into the organic semiconductor [4, 5, 6, 7] and ultimately on the presence of deep and shallow traps at the metal-organic interface and in the bulk [8, 9], an intense investigation is addressed to clarify the distribution, the origin and the metastable evolution of defects [10, 11, 12, 13]. Inhomogeneously distributed deep traps evolving with voltage [14] and shallow traps originated by the sliding of pentacene molecules [15] have been directly imaged.

Current fluctuations are extremely sensitive to nonuniform charge distributions and meandering current flow paths arising in the presence of disorder [16, 17, 18, 19, 20, 21, 22, 23, 24]. Systems, exhibiting nonlinear response to an external field and threshold behavior to the onset of a steady-state, include for example flux lines in disordered superconductors, charge density waves pinned by impurities, charge tunnel in metal dot arrays [25]. In such systems, the emergence of disorder determines non-equilibrium conditions at the interface between different phases and, ultimately, the transition from a weakly disordered state (characterized by steady-state fluctuations) to a strongly disordered state (characterized by critical fluctuations), driven by the external bias. Nonetheless, only a few papers, mostly addressed to the characterization of noise in transistors and diodes rather than to the processes underlying charge carrier fluctuations in organic semiconductors, have appeared in the literature

[26].

Our aim is to shed light on the microscopic dynamics of the electronic processes in different transport regimes of polycrystalline polyacenes by using noise. We report that the relative power spectral density $\mathcal{S}(f) = S_I(f)/I^2$ is consistent with fluctuations of thermally generated and of injected charge carrier, respectively in *ohmic* and in *space-charge-limited-current* (SCLC) regime. At intermediate voltage, *trap-filling regime*, the charge carriers tunnel between localized states in a two-phase disordered medium, consisting of conductive and insulating sites. The fluctuations are thus discussed within the continuum percolation model in terms of the relative fraction of free and trapped charge carrier densities (Eqs. (3) and (4)). Using these equations, a mechanism of trap formation is finally invoked to account for the divergence of fluctuations, preceding the electrical breakdown.

Pentacene $C_{22}H_{14}$ and tetracene $C_{18}H_{12}$ purified by sublimation have been evaporated on glass at 10^{-5} Pa and room temperature. Sandwich structures with symmetric and asymmetric Au, Al and ITO electrodes, distant $L = 0.40 \div 1.00 \mu\text{m}$ with $\delta L = 0.05 \mu\text{m}$, and with area $A = 0.1 \text{cm}^2$, are investigated. This large set of samples guaranteed a reliable statistics of the experimental data over the unavoidable variations of chemical purity degree and structural homogeneity.

Current-voltage $I - V$ and current noise power spectra $S_I(f)$ are measured at room temperature in the dark. The applied electric field ranges from 10^3V/cm to 10^5V/cm . Current is injected from the ohmic electrode to minimize contact noise. The noise signal is subsequently acquired, Fourier-transformed and 50 times averaged over the frequency intervals $1 \div 500 \text{Hz}$ and $500 \div 10^4 \text{Hz}$. The continuity of the two branches of the spectra ensures the stationarity of fluctuations (see Fig. 2).

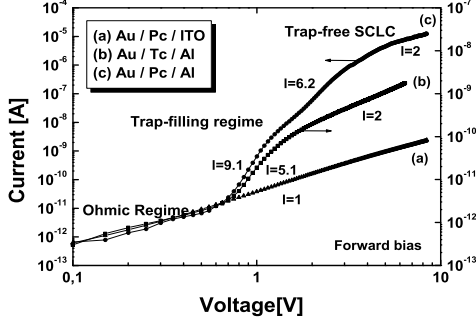


FIG. 1: Current-voltage characteristics for (a) Au/Pc/ITO with $L = 0.85\mu\text{m}$, (b) Au/Tc/Al with $L = 0.65\mu\text{m}$, (c) Au/Pc/Al with $L = 0.85\mu\text{m}$. The geometry is planar with sandwich configuration of the electrodes. Curve (a) is linear over all the investigated voltage range ($l = 1$) and is given in arbitrary units mainly for reference purposes. Curve (b) exhibits the typical behavior of steady-state SCLC in materials with deep traps (ohmic regime \Rightarrow trap-filling transition \Rightarrow SCLC regime). Curve (c) exhibits a more complicated SCLC behavior, very likely related to the presence of deep traps centered around two different energy levels

Figure 1 shows the $I - V$ characteristics for the samples: (a) Au/Pc/ITO, (b) Au/Tc/Al, (c) Au/Pc/Al. Curve (a) is linear over all the investigated voltage range. Curves (b) and (c) show the typical shape of steady-state space-charge-limited current in materials with deep traps: (i) the regions with slope $l \approx 1$ correspond to the *ohmic* regime, described by $J_{\Omega} = q\mu nV/L$; (ii) the intermediate region, characterized by steep slope, corresponds to the *trap filling* regime, i.e. to the rapid change undergone by the current as the Fermi level moves through a trap level; (iii) the region, with slope $l \approx 2$, corresponds to the *trap-free space-charge-limited-current* regime, obeying the Mott-Gurney law $J_{SCL} = 9\epsilon\epsilon_0\mu\Theta V^2/8L^3$, where Θ is the trapping parameter and the other quantities have the usual meaning [1].

Figures 2 (a), (b) and (c) show the relative current noise power spectral density $\mathcal{S}(f)$ for the Au/Tc/Al sample respectively in (a) *ohmic*, (b) *trap-filling* and (c) *space-charge limited current* regime. The frequency dependence is $f^{-\gamma}$ with $\gamma \approx 1$. Deviations of γ , namely flattening or roll-off at high frequency, are due to unavoidable capacitive coupling or to amplifier/load background noise. In Fig. 2 (a), $\mathcal{S}(f)$ does not appreciably change with voltage, as expected for uncorrelated resistance fluctuations in nearly ideal ohmic conditions [16]. Fig. 2(b) refers to the *trap-filling regime*: $\mathcal{S}(f)$ sharply increases with V . The origin of such noise increment will be discussed within a percolative model of current fluctuations. Fig. 2 (c) refers to the trap-free SCLC region: $\mathcal{S}(f)$ keeps on decreasing with voltage approximately as $1/V$. Such a voltage dependence is consistent with a suppression mechanism exerted by the space-charge on fluctuations, similarly to that observed in vacuum tubes and silicon

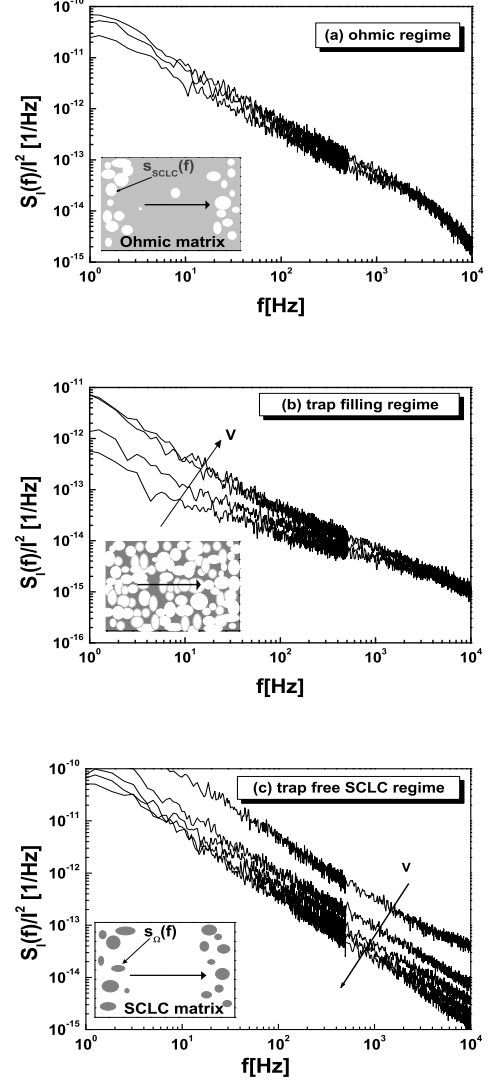


FIG. 2: Relative current noise power spectral density for (a) ohmic conduction ($0.3 \div 0.8$ V), (b) trap-filling ($0.8 \div 2$ V) and (c) trap-free SCLC (> 2 V) regime. $\mathcal{S}(f)$ does not appreciably vary in ohmic condition (a), sharply increases with V during trap filling (b) and decreases approximately as $1/V$ under trap-free space charge limited conditions (c). The frequency dependence is $f^{-\gamma}$ with γ close to 1. A scheme of the two-phases medium is shown in the insets. The horizontal arrows represent the current direction. (a) The quasi-Fermi level $E_F \ll E_t$, almost all deep traps are empty. Transport is ohmic. The sparse white areas represent filled traps (i.e. insulating sites characterized by $s_{SCLC}(f)$ fluctuations). Steady-state fluctuations are observed. (b) The quasi-Fermi level is moving through the trap level, $E_F \sim E_t$. The filled traps generate tortuous insulating patterns inside the conductive matrix. Critical fluctuations are observed. (c) The quasi-Fermi level $E_F \gg E_t$, the traps are mostly filled. The medium is characterized by steady-state trap-free space-charge-limited current fluctuations. Darker areas represent residual empty (shallower tails of gaussian distributed) traps (i.e. conductive sites characterized by $s_{\Omega}(f)$ fluctuations).

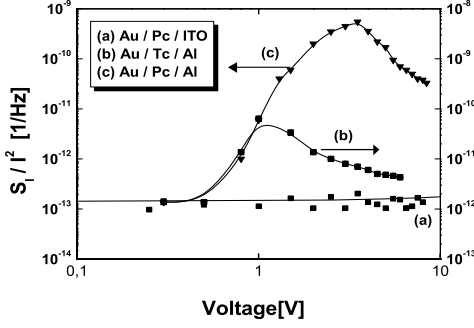


FIG. 3: Log-log plot of the voltage dependence of the relative fluctuation power spectral density at frequency $f = 20\text{Hz}$ for (a) Au/Pc/ITO, (b) Au/Tc/Al, (c) Au/Pc/Al. Data (a) are given in arbitrary units, mostly for reference purpose, and correspond to ohmic behavior over all the voltage range. The I-V characteristics for the same samples are plotted in Fig. 1

diodes operating under space-charge-limited-conditions [24]. These results are summarized in Figure 3, where $\mathcal{S}(f)$, at $f = 20\text{Hz}$, is plotted over the entire range of voltage for the samples of Fig. 1.

In *ohmic* regime, the conductive component almost exclusively consists of thermally activated charge carriers, $n \approx n_{th}$. In *SCLC* regime, the transport is dominated by the injected holes, $n \approx n_{inj}$, controlled by space-charge. The intermediate voltage region, *trap-filling regime*, is characterized by the competition, driven by the applied voltage, of a conductive and an insulating phase (resp. empty and filled traps). The system can be viewed as a two-components continuum percolative medium [27]. The material, initially in the quasi-homogeneous ohmic phase, becomes populated by insulating sites as the voltage increases. The current paths become extremely intricate owing to the inhomogeneous distribution of trapping centers, whose occupancy randomly evolves as the Fermi level moves through the trap level. The system is in a strongly disordered state, due to the nucleation of insulating patterns inside the conductive medium. As shown in Fig. 3, the relative noise intensity $\mathcal{S}(f)$ of the system undergoing the trap filling transition exceeds that of the same system when one of the two phases prevails. The increase of fluctuation has its origin in the greatly disordered distribution of local fields compared to the more ordered distribution in ohmic and in SCLC regimes [16]. Let $s_{\Omega}(f)$ and $s_{SCLC}(f)$ indicate the elementary noise sources characterizing respectively the conductive (Ohmic) and the insulating (SCLC) sites. According to the noise models for variable range hopping [16, 17], the frequency dependence of $s_{\Omega}(f)$ and $s_{SCLC}(f)$ is expected to be $f^{-\gamma}$ sloped with $\gamma \approx 1$ and the hop instances are kicked off respectively by the thermally activated detrapping (Ω regime) or by the injection (SCLC regime) of a charge carrier. An estimate of the excess noise $\mathcal{S}(f)$ when the percolative fluctuation is approached from the con-

ductive side can be achieved using the relationship [18]:

$$\mathcal{S}(f) = s_{\Omega}(f) \frac{\sum_{\alpha} i_{\alpha}^4}{(\sum_{\alpha} i_{\alpha}^2)^2}, \quad (1)$$

where $s_{\Omega}(f)$ and i_{α} indicate respectively the spectral density and the current of each element of the conductive molecular site network. The dependence on the conductive volume fraction ϕ , contained in the last factor of Eq.(1), is given by:

$$\mathcal{S} \propto \Delta\phi^{-k}, \quad (2)$$

where k is a critical exponent depending on the structure, composition and conduction mechanism [28]. Since the relative fraction ϕ of the conductive and insulating phases varies with V and, ought to a possible mechanism of deep trap formation by bias/thermal stress [12, 13], the value of k will depend on V and on N_t . The definition of an universal value of k remains thus elusive (see an analogous discussion in [21] for metal-insulator mixtures). In our samples, the values of k ranged from 1.1 to 1.8 under strictly stationary noise conditions. Let us write $\Delta\phi$ in terms of quantities meaningful for organic insulators. It is $\Delta\phi \propto (n - n_t)/N_v$, where n and n_t are respectively the free and trapped charge density, N_v is the total density of states, coinciding with the molecular density for narrow band materials as polyacenes. Since the relative noise intensity for ohmic transport varies as the inverse of n , the expression of $\Delta\phi$ is conveniently written as:

$$\Delta\phi \propto \frac{n}{N_v} \left(1 - \frac{n_t}{n}\right). \quad (3)$$

By comparing Eqs. (2) and (3), it follows that the noise exceeding the ohmic fluctuation level is determined by the term $(1 - n_t/n)$. The critical fluctuation is related to the imbalance between free and trapped carriers and, ultimately, to the departure from the quasi-equilibrium ohmic conditions. Assuming for simplicity a discrete trap level, it is $n = N_v \exp[-(E_v - E_F)/kT]$ and $n_t = N_t / \{1 + g^{-1} \exp[-(E_F - E_t)/kT]\} \simeq 2N_t \exp[(E_F - E_t)/kT]$, E_F being the quasi-Fermi level, g the degeneracy factor of the trap and the other quantities have the usual meaning [1]. The ratio n_t/n is written:

$$\frac{n_t}{n} = \frac{2N_t \exp[-(E_t - E_v)/kT]}{N_v}. \quad (4)$$

This relationship reveals that the steep increase of $\mathcal{S}(f)$ upon trap filling has the same origin of the current increase [1, 9]. The increase of current and its fluctuations are indeed comparable as confirmed by the curves plotted in Figs. 1 and 3. Since $N_v = 4 \cdot 10^{21} \text{cm}^{-3}$, E_t and N_t typically range between $0.3 \div 0.6 \text{eV}$ and $10^{15} \div 10^{18} \text{cm}^{-3}$ [1, 10], the Eq. (4) confirms that a very small density of traps can critically affect the fluctuations. The percolation threshold ϕ_c and the onset of breakdown can be discussed still using Eqs. (2-4). The breakdown is preceded

by (i) increase of noise intensity, (ii) non-stationarity of noise signal and finally (iii) divergence of noise and current in correspondence to the trap-filling region. Eq. (4) clearly shows that the percolative threshold ϕ_c is reached for $2N_t \exp[-(E_t - E_v)/kT] \approx N_v$. The noise divergence, observed after several bias or thermal cycles, is very likely caused by the gemination of deep traps, according to the mechanism suggested in [12, 13, 14]. In conclusion, our study of noise in polycrystalline polyacenes has revealed: (i) a *steady-state ohmic fluctuation regime* at low-voltage; (ii) a *critical fluctuation regime*, in the trap filling region, interpreted within a continuum percolation model; (iii) a *steady-state space-charge-limited-current fluctuation regime* at high voltage. From these findings, the following key results emerge. The noise is dependent on the topological disorder due to inhomogeneously distributed traps in the layer and thus it can provide clues in a microscopic description of transport in organic materials. As already stated in the in-

troducton, the dynamical processes by which systems with distributed thresholds for conduction, due to local inhomogeneous traps and barriers of varying strength, undergo a transition from order to disorder driven by an external bias, are issues of general interest [25]. A deep-insight, beyond the area of organic electronics, can be achieved in this field by studying noise under steady-state SCLC conditions. It is worthy to mention that the physical mechanisms underlying space-charge-limited transport represent an open topic, as the recent observation of the Goodman and Rose law predicted in 1971 confirms [29]. Extension of this work to the investigation of *space-charge-limited photocurrent fluctuations* is ongoing.

We acknowledge J. Godlewski, G. Kaniadakis, A. N. Korotkov, P. Mazzetti for useful comments. B.K.K. and D.K. furthermore acknowledge financial support by MIUR and MAE, under the contracts PRIN2003029008 and 22-FI-2004-2006, for their stay in Torino.

-
- [1] M. Pope and C. E. Swenberg, *Electronic Processes in Organic Crystal and Polymer* (Oxford University Press, Oxford, 1998).
 - [2] P. E. Parris, V. M. Kenkre, and D. H. Dunlap, Phys. Rev. Lett. **87**, 126601 (2001).
 - [3] I. I. Fishchuk, A. Kadashchuk, H. Bassler, and S. Nešpůrek, Phys. Rev. B **67**, 224303 (2003).
 - [4] Y. Shen, M. W. Klein, D. B. Jacobs, J. Campbell Scott, and G. G. Malliaras, Phys. Rev. Lett. **86**, 3867 (2001).
 - [5] F. A. Hegmann, R. R. Tykwinski, K. P. H. Lui, J. E. Bullock, and J. E. Anthony Phys. Rev. Lett. **89**, 227403 (2002)
 - [6] J. Reichert, R. Ochs, D. Beckmann, H. B. Weber, M. Mayor, and H. V. Lohneysen, Phys. Rev. Lett. **88**, 176804 (2002)
 - [7] W. R. Silveira and J. A. Marohn, Phys. Rev. Lett. **93**, 116104 (2004).
 - [8] N. Koch, A. Elschner, R. L. Johnson, and J. P. Rabe, Appl. Surf. Sc. **244**, 593, (2005).
 - [9] R. W. I. De Boer, M. E. Gershenson, A. F. Morpurgo, and V. Podzorov, J. Appl. Phys. **95**, 1196 (2004)
 - [10] Y. S. Yang, S. H. Kim, J. I. Lee, H. Y. Chu, L. M. Do, H. Lee, J. Oh, T. Zyung, M. K. Ryu, and M. S. Jang Appl. Phys. Lett. **80**, 1595 (2002)
 - [11] V. I. Arkhipov, H. von Seggern, and E. V. Emelianova Appl. Phys. Lett. **83**, 5074 (2003).
 - [12] D. Knipp, R. A. Street, and A. R. Vikel, Appl. Phys. Lett. **82**, 3907 (2003)
 - [13] D. V. Lang, X. Chi, T. Siegrist, A. M. Sargent, and A. P. Ramirez, Phys. Rev. Lett. **93**, 076601 (2004).
 - [14] E. K. Muller and J. A. Marohn, Adv. Mat. **17**, 1410 (2005)
 - [15] J. H. Kang, D. da Silva Filho, J. L. Bredas, and X.-Y. Zhu Appl. Phys. Lett. **86**, 152115 (2005)
 - [16] Sh. Kogan *Electronic Noise and Fluctuations in Solids* (Cambridge University Press, Cambridge, 1996) pp.190-202.
 - [17] B. I. Shklovskii Phys. Rev. B **67**, 045201 (2003)
 - [18] R. Rammal, C. Tannous, P. Breton, and A. M. S. Tremblay, Phys. Rev. Lett. **54**, 1718 (1985); R. R. Tremblay, G. Albinet, and A. M. S. Tremblay, Phys. Rev. B **43**, R11546 (1991)
 - [19] C. Pannetta, G. Trefán, and L. Reggiani, Phys. Rev. Lett. **85**, 5238 (2000).
 - [20] K. K. Bardhan and C. D. Mukherjee, Phys. Rev. B **65**, 212302 (2002); U. N. Nandi, C. D. Mukherjee and K. K. Bardhan **54**, 12903, (1996)
 - [21] C. Chitame, D.S. McLachlan, and I. Balberg, Phys. Rev. B **67**, 024207 (2003)
 - [22] J. Planes and A. Francois Phys. Rev. B **70**, 184203 (2004)
 - [23] A. Carbone and P. Mazzetti, Phys. Rev. B **57**, 2454 (1998).
 - [24] T. G. M. Kleinpenning, Physica B,C **94**, 141,(1978) F. N. Hooge, T. G. M. Kleinpenning, and L. K. J. Vandamme, Rep. Prog. Phys. **44**, 479 (1981).
 - [25] K. Elteto, E. G. Antonyan, T. T. Nguyen and H. M. Jaeger, Phys. Rev. B **71**, 064206 (2005); A. A. Middleton and N.S. Wingreen, Phys. Rev. Lett. **71**, 3198 (1993); C. Reichhardt and C.J.Olson Reichhardt, Phys. Rev. Lett. **90**, 046802 (2003)
 - [26] M. Sampietro, G. Ferrari, D. Natali, U. Scherf, K. O. Annan, F. P. Wentzl, and G. Leising, Appl. Phys. Lett. **78**, 3262 (2001); S. Martin, A. Dodabalapur, Z. Bao, B. Crone, H. E. Katz, W. Li, A. Passner, and J. A. Rogers, J. Appl. Phys. **88**, 5395 (2000); P. V. Necliudov, S. L. Romyantsev, M. S. Shur, D. J. Gundlach, and T. N. Jackson, J. Appl. Phys. **87**, 3381 (2000).
 - [27] H. E. Stanley, J. Phys. A **10** L211 (1977); A. Coniglio, *ibid.* **45**, 3829 (1982).
 - [28] k ranges between 0.87 and 4.7 according to the lattice, random void (RV), inverted random void (IRV) models.
 - [29] V. D. Mihailetschi, J. Wildeman, and P. W. M. Blom, Phys. Rev. Lett. **94**, 126602 (2005).