

# On the propensity of magnetism in 3d transition-metal- $MgCNi_3$ alloys

P. Jiji Thomas Joseph and Prabhakar P. Singh

*Department of Physics, Indian Institute of Technology Bombay, Powai,  
Mumbai-400076, India*

---

## Abstract

The changes in the electronic properties of the substitutionally disordered  $MgC(Ni_{1-x}T_x)_3$  ( $T \equiv Fe, Co$  or  $Cu$ ) alloys are studied using the atomic sphere formulation of the Korringa-Kohn-Rostoker coherent-potential approximation method (KKR-ASA CPA), while the effects of incipient magnetism in these alloys are studied phenomenologically using Ginzburg-Landau coefficients in conjunction with fixed-spin moment method. We find that the disordered  $MgC(Ni_{1-x}T_x)_3$  alloys have a small magnetic moment localized at  $Fe$  and  $Co$  sites for low concentrations. The overestimation of the calculated magnetic moment is likely to be due to the limitations of the local-density approximation used in the present study. However, the calculated Ginzburg-Landau coefficients clearly show that the disordered  $MgC(Ni_{1-x}T_x)_3$  alloys remain paramagnetic. At expanded volumes, we also find the possibility of a ferromagnetic state for  $MgC(Ni_{0.95}Fe_{0.05})_3$  and  $MgC(Ni_{0.90}Co_{0.10})_3$ .

---

Incipient magnetism akin to spin-fluctuations is anticipated [1,2] in the 8K superconductor  $MgCNi_3$  [3]. A strong van Hove singularity just below the Fermi energy  $E_F$  [4,5] in  $MgCNi_3$  suggests that the material may be close to a magnetic instability. Using a rigid band picture, it is estimated that approximately 0.5 holes would make  $MgCNi_3$  magnetic [4,6]. However, in experiments the hole dopings accomplished via  $Fe$  or  $Co$  substitutions in the  $Ni$  sub-lattice of  $MgCNi_3$  do not lead to magnetic solutions [7,8,9,10,11].

Model Hamiltonian- based calculations [12] suggest that dilute impurities of 3d transition-metals would develop a small magnetic moment in  $MgCNi_3$ . Other calculations [13,8,14,15,16], based either on supercells or on ordered  $MgC(Ni_{1-x}T_x)_3$  alloys with  $T \equiv Fe$  or  $Co$ , infer that in low concentrations the impurities would remain paramagnetic. The results of the Model Hamiltonian-based calculations are inconsistent with the experiments, at least for  $Fe$  and  $Co$ . The results of other calculations using a rigid-band-like picture, although consistent with the experiments in so far as the lack of magnetism is concerned,

do not provide a reliable and a complete description of substitutionally disordered  $MgC(Ni_{1-x}T_x)_3$  alloys. The present study is intended to overcome some of the shortcomings of the previous studies and provide a reliable and a detailed description of the effects of  $3d$  transition-metal impurities in  $MgCNi_3$ .

In the present study of the substitutionally disordered  $MgC(Ni_{1-x}T_x)_3$  alloys, with  $T \equiv Fe, Co$  or  $Cu$  and  $0 \leq x \leq 1$ , the effects of chemical disorder are taken into account by employing the first-principles approach of Korringa-Kohn-Rostoker in the atomic sphere approximation in conjunction with coherent-potential approximation (KKR-ASA CPA) [17]. The effects of incipient magnetism in  $MgC(Ni_{1-x}T_x)_3$  alloys are studied phenomenologically using Ginzburg-Landau coefficients obtained from total energy versus magnetic moment calculations carried out with fixed-spin moment method.

To obtain the Ginzburg-Landau coefficients one first calculates, using the fixed-spin moment method, the magnetic energy  $\Delta E(M) = E(M) - E(0)$ , where  $E(0)$  and  $E(M)$  are the total energies for the paramagnetic phase and ferromagnetic phase with a net magnetic moment  $M$  respectively, for  $MgC(Ni_{1-x}T_x)_3$  alloys. Then the calculated  $\Delta E(M)$  as a function of  $M$  is fitted to the form  $\sum_{n>0} \frac{1}{2n} a_{2n} M^{2n}$  for  $n = 4$ . The fit coefficients  $a_{2n}$  can be used to study the propensity of magnetism in the substitutionally disordered  $MgC(Ni_{1-x}T_x)_3$  alloys as a function of  $x$ . For example, in the phenomenological approach the coefficient  $a_2 < 0$  would represent a ferromagnetic ground state while  $a_2 > 0$  would imply a paramagnetic state.

Before describing our work in detail, we briefly describe the main results of the present study. We find that the disordered  $MgC(Ni_{1-x}T_x)_3$  alloys have a small magnetic moment localized at  $Fe$  and  $Co$  sites for low concentrations. The overestimation of the calculated magnetic moment is likely to be due to the limitations of the local-density approximation. From the calculated Ginzburg-Landau coefficients we conclude that the disordered  $MgC(Ni_{1-x}T_x)_3$  alloys remain paramagnetic throughout the concentration range. At expanded volumes, we also find the possibility of a ferromagnetic state for  $MgC(Ni_{0.95}Fe_{0.05})_3$  and  $MgC(Ni_{0.90}Co_{0.10})_3$ .

The unpolarized, spin polarized, and fixed-spin moment calculations for  $MgC(Ni_{1-x}T_x)_3$  alloys are carried out, self-consistently, using the KKR-ASA-CPA method. The calculations are scalar-relativistic with the partial waves expanded up to  $l_{max} = 3$  inside the atomic spheres. The exchange-correlation effects are taken into account using the Perdew and Wang parametrization [18]. The core states have been recalculated after each iteration. To improve the ASA calculations, we have incorporated both the muffin-tin correction for the Madelung energy [19,20] and the multipole moment correction to the Madelung potential and energy [21] in our calculations. For this purpose the multipole moments of

the electron density have been determined up to  $l_{max}^M = 6$ . Further, screening constants  $\alpha$  and  $\beta$  were included in our calculations following the prescription of Ruban and Skriver [22,23]. These values were estimated from the order(N)-locally self-consistent Green's function method [24] and were determined to be 0.83 and 1.18, respectively. The atomic sphere radii of *Mg*, *C* and *Ni/Co* were kept as 1.404, 0.747, and 0.849 of the Wigner-Seitz radius, respectively. The overlap volume resulting from the blow up of the muffin-tin spheres was less than 15%. The integration of the Green's function over the energy to evaluate moments of the density of electronic states was carried out along a semi circular contour comprising of 20 points in the complex plane. For the Brillouin zone integrations, the special  $\mathbf{k}$ -point technique was employed with 1771  $\mathbf{k}$ -points spread in the irreducible wedge of the cubic Brillouin zone.

For  $MgCNi_3$  the equilibrium state is found to be paramagnetic, in agreement with the previous reports [1,6,5,4]. The calculated equilibrium lattice constant and bulk modulus for  $MgCNi_3$  were found to be 7.139 *a.u.* and 0.42 *Mbar* respectively, in agreement with earlier theoretical calculations [1,6]. The density of states at Fermi energy  $E_F$  for  $MgCNi_3$  evaluated at the calculated equilibrium lattice constant is 14.56 *state/Ry – atom* (5.35 *state/eV – cell*). This value has been found to be sensitive to the approximations involved in the band structure calculations, and have been reported to be in the range of 4.8-6.4 *state/eV – cell* [1,6,5,4].

For  $MgC(Ni_{1-x}T_x)_3$  alloys for  $0.0 \leq x \leq 0.2$ , the lattice constants decreased linearly for both *Fe* and *Co* substitutions at the rates of  $-0.076$  and  $-0.073$  *a.u./at%*, respectively, while for *Cu* substitutions the lattice constants increased at the rate of  $+0.164$  *a.u./at%*.

The spin polarized calculations for disordered  $MgC(Ni_{1-x}T_x)_3$  alloys showed a small but finite local magnetic moments at both *Fe* and *Co* sites in their corresponding disordered alloys. Note that the total energies of the unpolarized calculations are essentially degenerate with the corresponding total energies of the spin polarized calculations. The variation of the local magnetic moment in  $MgC(Ni_{1-x}T_x)_3$  alloys as a function of  $x$  is shown in Fig.1. The local magnetic moments found at the impurity sites in  $MgC(Ni_{1-x}T_x)_3$  alloys are inconsistent with the experiments. However, one may note that the experimental characterizations on the effects of 3*d* transition-metal impurities in disordered  $MgCNi_3$  alloys have remained controversial.

The appearance of local magnetic moments in disordered  $MgC(Ni_{1-x}T_x)_3$  alloys may be attributed to (i) an improper choice of the individual atomic sphere radius, (ii) inadequate number of angular momentum states in the basis set for the expansion of the wave functions, (iii) neglect of local environment effects such as lattice relaxations and site correlations, and (iv) an incorrect description of the exchange-correlation potential.

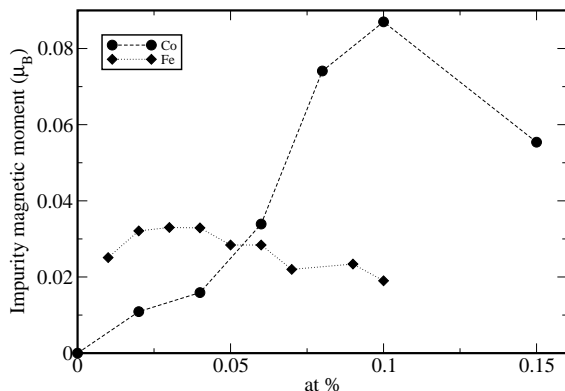


Figure 1. The local magnetic moments at the *Fe* site in  $MgC(Ni_{1-x}Fe_x)_3$  and *Co* site in  $MgC(Ni_{1-x}Co_x)_3$  as a function of  $x$ , calculated as described in the text.

We have performed our calculations for disordered  $MgC(Ni_{1-x}T_x)_3$  alloys using different atomic sphere radii but still found local magnetic moments at the impurity site, namely *Fe* and *Co*. No local magnetic moments were found at the *Cu* site as well as *Ni* site in  $MgC(Ni_{1-x}T_x)_3$  alloys. We have checked that the present calculations are well-converged with respect to (a) angular momentum basis set, (b) number of energy points in the contour for evaluating the Green's function and (c) the number of  $\mathbf{k}$ -points in the irreducible part of the Brillouin zone for  $\mathbf{k}$ -space integrations.

The effects of lattice relaxation in disordered  $MgC(Ni_{1-x}T_x)_3$  alloys, if any, are expected to be very small. For example, the neglect of the experimentally [25] determined deviation of around  $0.05\text{\AA}$  of *Ni* atoms from its ideal symmetry positions in  $MgCNi_3$  in earlier [1,6,5,4] as well as the present calculations show no magnetism in  $MgCNi_3$ . Moreover, first-principles calculations for *3d* impurities in a *3d* host suggest that the lattice relaxation effects would be less important [26,27] in determining alloy energetics. Usually, these effects are large if there is a large atomic size mismatch between the host and the impurity atoms.

The use of other exchange-correlation parametrization in our calculations of  $MgC(Ni_{1-x}T_x)_3$  alloys still leads to the formation of local magnetic moments at the *Fe* and the *Co* sites. Thus, the possibility of inadequate description of the exchange-correlation effects within the local-density approximation (LDA) cannot be ruled out, especially when spin-fluctuation effects are important. For example, *FeAl*, *Ni<sub>3</sub>Ga*, *Sr<sub>3</sub>Ru<sub>2</sub>O<sub>7</sub>*, *SrRhO<sub>3</sub>*, and *NaCo<sub>2</sub>O<sub>4</sub>* are paramagnets, but the LDA-based first-principles calculations show a magnetic moment of  $0.70\mu_B$  [28],  $0.79\mu_B$  [29],  $0.64\mu_B$  [30],  $0.83\mu_B$  [31], and  $0.35\mu_B$  [32,33], respectively. The Corrections to these overestimated magnetic moments are, however, incorporated on a phenomenological level using the fixed-spin moment

method [34].

We use a similar approach to study the incipient magnetism in the disordered  $MgC(Ni_{1-x}T_x)_3$  alloys. Further, Singh and Mazin [1] have anticipated spin-fluctuations in  $MgCNi_3$  based on the Stoner model of itinerant magnetism. The overestimation of magnetic moments in the ferromagnetic state of the alloys within the LDA can be considered as an indicator of spin-fluctuations in the system. However, for this to be an effective indicator, one needs to rule out the competing states like anti-ferromagnetism. Empirically, it has been suggested [35] that anti-ferromagnetism would step in if the paramagnetic density of states has  $E_F$  in the non-bonding region. For those systems, where  $E_F$  is in the anti-bonding region, exchange splitting of bands leading to ferromagnetism is more likely. In  $MgCNi_3$ , the  $E_F$  is in the anti-bonding region, and hence it is closer to ferromagnetic instability rather than to an anti-ferromagnetic one. The absence of nesting features in the Fermi surface also rules out anti-ferromagnetism in  $MgCNi_3$ [6,36].

We have calculated the magnetic energy  $\Delta E(M)$  as a function of  $M$  for various values of  $x$  for  $MgC(Ni_{1-x}T_x)_3$  alloys at the equilibrium lattice constants using the fixed-spin moment method. The calculated results of  $\Delta E(M)$  as a function of  $M$  for  $MgC(Ni_{1-x}Fe_x)_3$ ,  $MgC(Ni_{1-x}Co_x)_3$  and  $MgC(Ni_{1-x}Cu_x)_3$  alloys are shown in Fig.2. It can be seen that the curve  $\Delta E(M)$  is rather flat near  $M=0$  for small values of  $x$  in all the alloys and could be fit very well with the form  $\sum_{n>0} \frac{1}{2n} a_{2n} M^{2n}$  for  $n = 4$ .

The changes in the Ginzburg-Landau coefficients  $a_{2n}$  as a function of  $x$  are shown in Fig.3. From Fig.3, we find that  $a_2$  decreases monotonically with increasing  $x$  for  $MgC(Ni_{1-x}Fe_x)_3$  and  $MgC(Ni_{1-x}Co_x)_3$  alloys in the range  $0.0 < x < 0.2$ . Since  $a_2$ 's are positive for the  $MgC(Ni_{1-x}T_x)_3$  alloys, one finds that the fixed-spin moment method in conjunction with Ginzburg-Landau coefficients predicts the ground state of these alloys to be paramagnetic, in agreement with the experiments. The variation in  $a_4$  and  $a_6$  are also important as negative values would indicate a metastable ground state. In the renormalization approach to include spin-fluctuation effects from the first-principles, the coefficients of the lower powers of  $M$  are corrected by means of higher-order coefficients. However, in the present case, one may expect that the trend in the variation of  $a_2$  would remain more or less similar, as the variation in  $a_4$  and  $a_6$  with respect to  $x$  compliment each other. If one takes  $a_2=0$  to be the magnetic line of instability then as an increasing function of  $x$  in  $MgC(Ni_{1-x}T_x)_3$  alloys, one finds that both  $Fe$  and  $Co$  substitutions in low concentration enhance the incipient magnetic traits when compared to  $MgCNi_3$  itself. For  $MgCNi_3$ , the Ginzburg-Landau coefficients  $a_2$  and  $a_4$  were determined to be  $470.5 \frac{T}{\mu_B}$  and  $139.2 \frac{T}{\mu_B^3}$ , respectively.

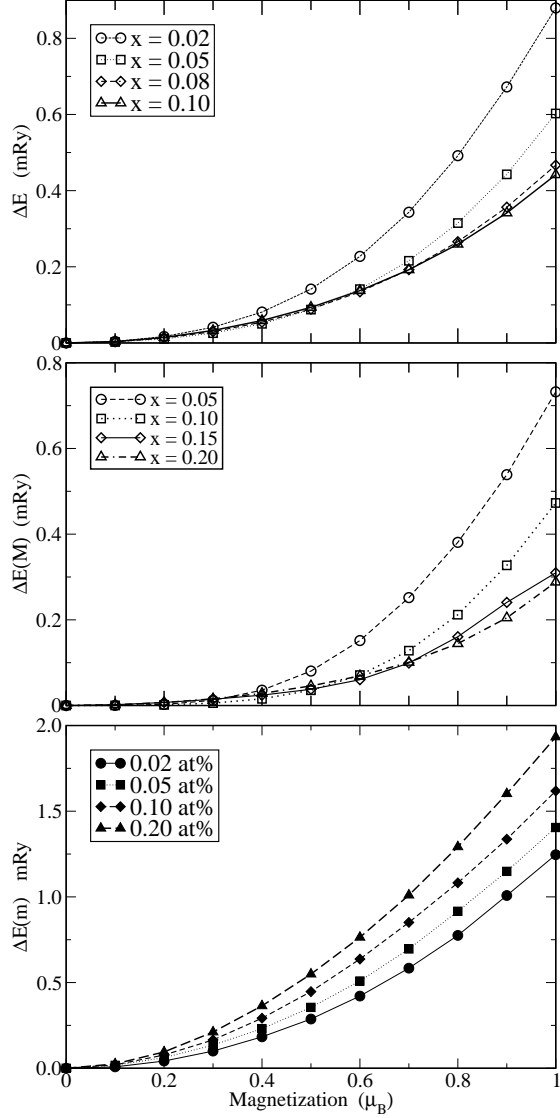


Figure 2. The magnetic energy  $\Delta E(M)$  as a function of magnetization  $M$  for  $MgC(Ni_{1-x}Fe_x)_3$  (upper panel),  $MgC(Ni_{1-x}Co_x)_3$  (middle panel), and  $MgC(Ni_{1-x}Cu_x)_3$  (lower panel) alloys, calculated at their respective equilibrium lattice constants. The curves in the figure correspond to different concentrations  $x$  in at% as indicated.

Finally, we describe the effects of volume on the magnetic properties of  $MgC(Ni_{1-x}Fe_x)_3$  and  $MgC(Ni_{1-x}Co_x)_3$  alloys. To understand the magneto-volume relationship in  $MgC(Ni_{1-x}Fe_x)_3$  and  $MgC(Ni_{1-x}Co_x)_3$  alloys, we have carried out fixed-spin moment calculations over a range of volume for  $MgC(Ni_{0.95}Fe_{0.05})_3$  and  $MgC(Ni_{0.90}Co_{0.10})_3$  alloys, respectively. We have chosen these concentrations because the calculated local magnetic moments are maximum at these concentrations.

The calculated magnetic energy as a function of magnetization for various lattice constants is shown in Fig. 4. Fig. 4 indicates the possibility of a ferromag-

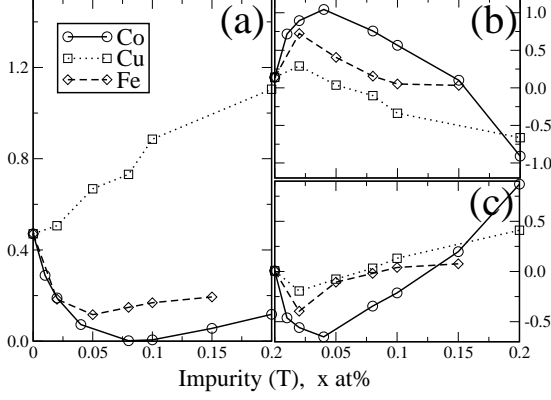


Figure 3. The Ginzburg-Landau coefficients (a)  $a_2$  in units of  $10^3 \cdot \frac{T}{\mu_B}$ , (b)  $a_4$  in units of  $10^3 \cdot \frac{T}{\mu_B^3}$ , and (c)  $a_6$  in units of  $10^3 \cdot \frac{T}{\mu_B^5}$ , as a function of  $x$  in  $MgC(Ni_{1-x}Fe_x)_3$ ,  $MgC(Ni_{1-x}Co_x)_3$ , and  $MgC(Ni_{1-x}T_x)_3$  alloys, calculated at their respective equilibrium lattice constants as described in the text.

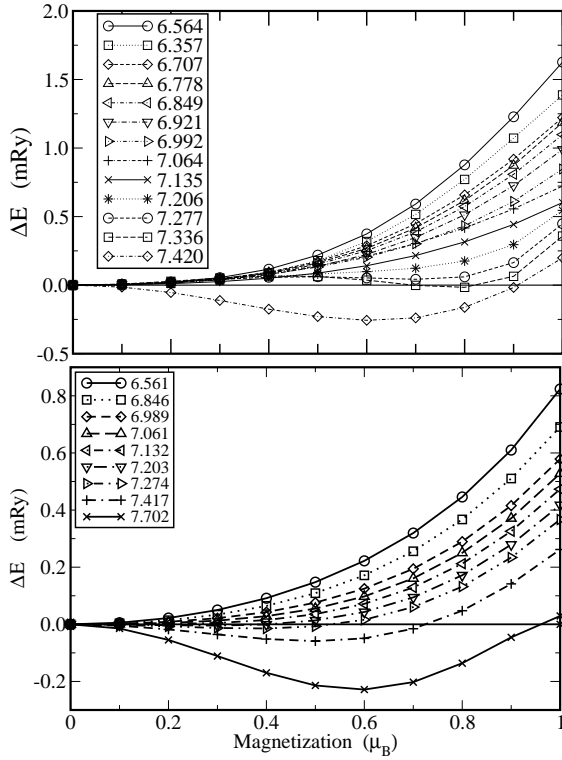


Figure 4. The magnetic energy  $\Delta E(M)$  as a function of magnetization  $M$  for  $MgC(Ni_{0.95}Fe_{0.05})_3$  (upper panel) and  $MgC(Ni_{0.90}Co_{0.10})_3$  (lower panel) alloys, calculated at various lattice constants as indicated.

netic state for  $MgC(Ni_{0.95}Fe_{0.05})_3$  and  $MgC(Ni_{0.90}Co_{0.10})_3$  alloys. We also find that the paramagnetic state becomes stable at smaller lattice constants for both  $Fe$  and  $Co$  substitutions in  $MgCNi_3$ . However, for  $Cu$  substitutions (not shown), no such volume dependency on magnetism was observed. As in-

licated earlier, following the rigid band picture, electron dopings in the form of *Cu* substitutions in *MgCNi<sub>3</sub>* decreases the density of states at  $E_F$  thus making it paramagnetic.

In conclusion, the first-principles, local-density-functional based calculations for substitutionally disordered *Fe* and *Co* impurities in the *Ni* sub-lattice of *MgCNi<sub>3</sub>*, in low concentrations, show that incipient magnetism resides in these materials. The overestimation of the calculated magnetic properties points to the limitations of the local-density approximation. Using a phenomenological approach based on Ginzburg-Landau coefficients and the fixed-spin moment method, we have shown that the disordered  $MgC(Ni_{1-x}T_x)_3$  ( $T \equiv Fe, Co$  or  $Cu$ ) alloys remain paramagnetic. At expanded volumes, we also find the possibility of a ferromagnetic state for  $MgC(Ni_{0.95}Fe_{0.05})_3$  and  $MgC(Ni_{0.90}Co_{0.10})_3$  alloys.

One of us (PJTJ) would like to thank Dr. Andrei V. Ruban for discussions on the theory and implementation of his KKR-ASA-CPA code. Discussions with Dr. Igor I. Mazin on the various aspects of materials properties and on some of his previous works are gratefully acknowledged.

## References

- [1] D. J. Singh and I. I. Mazin, *Phys. Rev. B* 64, 140507 (2001)
- [2] P. M. Singer, T. Imai, T. He, M. A. Hayward, and R. J. Cava, *Phys. Rev. Lett.* 87, 257601 (2001)
- [3] T. He, K.A. Regan, M.A. Hayward, A.P. Ramirez, Y. Wang, P. Khalifah, T. He, J.S. Slusky, N. Rogado, K. Inumaru, M.K. Haas, H.W. Zandbergen, N.P. Ong, and R.J. Cava, *Nature*, 411, 54 (2001)
- [4] H. Rosner, R. Weht, M. D. Johannes, W. E. Pickett, and E. Tosatti, *Phys. Rev. Lett.* 88, 027001 (2002)
- [5] J. H. Kim, J. S. Ahn, J. Kim, Min-Seok Park, S. I. Lee, E. J. Choi, and S.-J. Oh, *Phys. Rev. B* 66, 172507 (2002)
- [6] S. B. Dugdale and T. Jarlborg, *Phys. Rev. B* 64, 100508 (2001)
- [7] T. G. Kumary, J. Janaki, A. Mani, S. M. Jaya, V. S. Sastry, Y. Hariharan, T. S. Radhakrishnan, and M. C. Valsakumar, *Phys. Rev. B* 66, 064510 (2002)
- [8] T. Klimczuk and R.J. Cava, *Solid State Commun* 132, 379 (2004)
- [9] M. A. Hayward, M. K. Haas, A. P. Ramirez, T. He, K. A. Regan, N. Rogado, K. Inumaru and R. J. Cava, *Solid State Commun.* 119, 491 (2001)



- [10] M. Alzamora, D. R. Sanchez, M. Cindra and E. M. Baggio-Saitovitch, Brazilian J. Phys 32, 755 (2002)
- [11] A. Das and R. K. Kremer, Phys. Rev. B 68, 064503 (2003)
- [12] C. M. Granada, C. M. da Silva and A. A. Gomes, Solid State Communications 122, 269 (2002)
- [13] I. G. Kim, J. I. Lee, and A. J. Freeman, Phys. Rev. B 65, 064525 (2002)
- [14] I. R. Shein, A. L. Ivanovskii, E. Z. Kurmaev, A. Moewes, S. Chiuzbian, L. D. Finkelstein, M. Neumann, Z. A. Ren, and G. C. Che Phys. Rev. B 66, 024520 (2002)
- [15] X. Zheng, Y Xu, Zhi Zeng and E. Baggio-Saitovitch, Physica C 408-410, 154 (2004)
- [16] J. L. Wang, Y. Xu , Z. Zeng, Q. Q. Zheng, H. Q. Lin, J. Appl. Phys 91, 8504 (2002)
- [17] J. S. Faulkner, Prog. Mater. Sci. 27, 1 (1982)
- [18] J. P. Perdew and Y. Wang, Phys. Rev. B 45, 13244 (1992)
- [19] N. E. Christensen and S. Satpathy, Phys. Rev. Lett. 55, 600 (1985).
- [20] P. A. Korzhavyi, A. V. Ruban, I. A. Abrikosov, and H. L. Skriver Phys. Rev. B 51, 5773 (1995)
- [21] A. V. Ruban and H. L. Skriver Computational Materials Science, 15, 119 (1999)
- [22] A. V. Ruban and H. L. Skriver Phys. Rev. B 66, 024201 (2002)
- [23] A. V. Ruban, S. I. Simak, P. A. Korzhavyi, and H. L. Skriver Phys. Rev. B 66, 024202 (2002)
- [24] I. A. Abrikosov, S. I. Simak, B. Johansson, A. V. Ruban, and H. L. Skriver Phys. Rev. B 56, 9319 (1997)
- [25] A. Yu. Ignatov, L. M. Dieng, T. A. Tyson, T. He, and R. J. Cava, Phys. Rev. B 67, 064509 (2003)
- [26] N. Papanikolaou, R. Zeller, P. H. Dederichs and N. Stefanou, Phys. Rev. B 55, 4157 (1997)
- [27] B. Drittler, M. Weinert, R. Zeller and P. H. Dederichs, Phys. Rev. B 39, 930 (1989)
- [28] I. I. Mazin, L. Chioncel and A. I. Lichtenstein, Phys. Rev. B 67, 153106 (2003).
- [29] A. Aguayo, I. I. Mazin, and D. J. Singh, Phys. Rev. Lett. 92, 147201 (2004)
- [30] D. J. Singh and I. I. Mazin, Phys. Rev. B 63, 165101 (2001)
- [31] D. J. Singh, Phys. Rev. B 67, 054507 (2003).

- [32] D.J. Singh, Phys. Rev. B 61, 13397 (2000)
- [33] D.J. Singh, Phys. Rev. B 68, 020503 (2003)
- [34] K Schwarz and P Mohn, J. Phys. F: Met. Phys. 14, L129 (1984)
- [35] R. Dronskowski, Int. J. Quant. Chem. 96, 89 (2003)
- [36] J. H. Shim, S. K. Kwon, and B. I. Min, Phys. Rev. B 64, 180510 (2001)