

Observation of Aharonov-Bohm Superperiod in a Laughlin Quasiparticle Interferometer

F. E. Camino, Wei Zhou, V. J. Goldman

Department of Physics, Stony Brook University, Stony Brook, NY 11794-3800, USA

We report realization of a Laughlin quasiparticle interferometer, where quasiparticles of the $1/3$ fractional quantum Hall fluid encircle an island of the $2/5$ fluid. Interference fringes are observed as conductance oscillations, as in the Aharonov-Bohm effect. For the first time, we observe an Aharonov-Bohm superperiod of five magnetic flux quanta ($5h/e$) through the island. The corresponding $2e$ charge period is confirmed in calibrated gate experiments. These results are interpreted in terms of the anyonic statistical phase acquired by a quasiparticle of the $1/3$ fluid encircling the quasiparticles of the $2/5$ fluid.

PACS: 73.43.-f

The fundamental “elementary” particles exist in three spatial dimensions, and thus all have either bosonic or fermionic integer statistics. Any particles having fractional statistics [1, 2] must be elementary collective excitations of a nontrivial system of many integer statistics particles confined to move in 2D. In particular, the elementary charged excitations (Laughlin quasiparticles) of a fractional quantum Hall (FQH) electron fluid [3, 4] have fractional electric charge [3, 5, 6] and therefore are expected to obey fractional statistics. [7, 8] It is possible to assign definite fractional statistics to quasiparticles of certain simple FQH fluids based only on the same plausible assumptions that allow to assign their charge. [9] For example, for the one electron layer FQH fluids corresponding to the main sequence $f = p/(2jp + 1)$, with p and j positive integers, the charge $q = e/(2jp + 1)$ quasiparticle statistics is expected to be $\Theta_{p/(2jp+1)} = 2j/(2jp + 1)$. Several theoretical studies pointed out that fractional statistics of Laughlin quasiparticles can be observed experimentally in variations of the Aharonov-Bohm effect, [10, 11] but the experimental evidence has been lacking.

Our present experiment utilizes a novel Laughlin quasiparticle interferometer, where a charge $e/3$ quasiparticle of the $f = 1/3$ FQH fluid executes a closed path around an island of the $f = 2/5$ fluid, Fig. 1. The interference fringes are observed as conductance oscillations as a function of the magnetic flux through the island, that is, the Aharonov-Bohm effect. We observe the interference pattern shift by one fringe upon introduction of five magnetic flux quanta into the island, i.e., the Aharonov-Bohm period $\Delta\Phi = 5h/e$, equal to excitation of ten $q = e/5$ quasiparticles of the $f = 2/5$ fluid. Such “superperiod” of $\Delta\Phi > h/e$ has never been reported before in any system. The corresponding $\Delta Q = 10(e/5) = 2e$ charge period is directly confirmed in calibrated backgate experiments. These results imply fractional statistics of Laughlin quasiparticles.

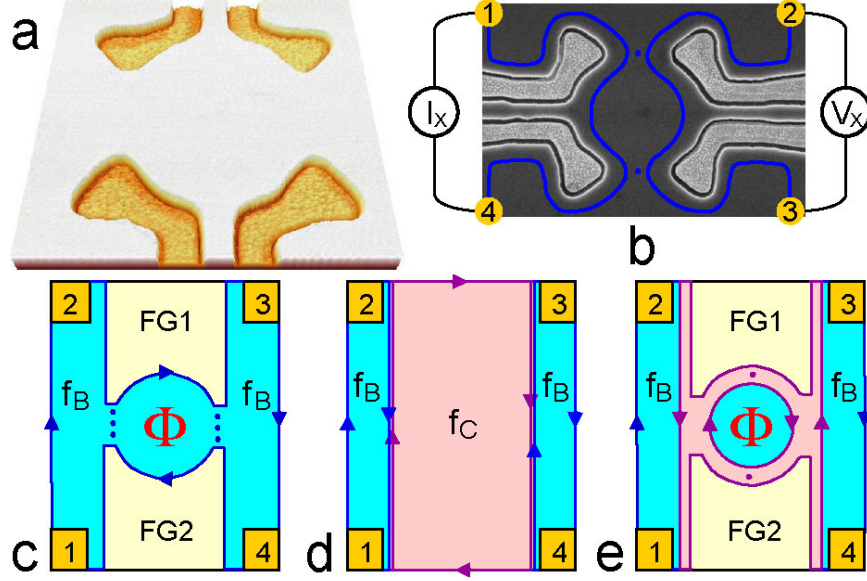


FIG. 1. The quasiparticle interferometer sample. (a) and (b) are atomic force and scanning electron micrographs of a typical device. Four Au/Ti front gates (FG) in shallow etch trenches define the central island of 2D electrons of lithographic radius $R \approx 1,050$ nm. The front gates are used to fine-tune the two wide constrictions. The backgate (not shown) extends over the entire sample on the opposite side of the insulating GaAs substrate. (c) Schematic of the sample when B is such that there is only one QH filling f throughout the sample: f_C in the constrictions is equal to f_B in the 2D bulk and in the island. The numbered rectangles are Ohmic contacts. The chiral edge channels follow equipotentials at the periphery of the undepleted 2D electrons; tunneling paths are shown by dots. A closed edge channel path gives rise to Aharonov-Bohm oscillations in conductance. (d) A sample with two QH fillings exhibits quantized resistance $R_{XX} = (h/e^2)(1/f_C - 1/f_B)$, where $R_{XX} \equiv V_{2-3}/I_{1-4}$. Observation of a quantized plateau in $R_{XX}(B)$ provides definitive values for both f_C and f_B . (e) A sample when B is such that $f_C < f_B$. The sample exhibits a quantized $R_{XX}(B)$ plateau, and, upon fine tuning of front gates, exhibits Aharonov-Bohm oscillations in conductance as a function of the flux enclosed by the *inner* island edge ring.

The electron interferometer samples were fabricated from a low disorder GaAs/AlGaAs heterojunction material, where 2D electrons are 285 nm below the surface. The four independently-contacted front gates were defined by electron beam lithography on a pre-etched mesa with Ohmic contacts. After a shallow 140 nm wet etching, Au/Ti gate metal was deposited in etch trenches, followed by lift-off, Fig. 1(a, b). Samples were mounted on sapphire substrates with In metal, which serves as a global backgate. Samples were cooled to 10.2 mK in the mixing chamber tail of dilution refrigerator. Four-terminal resistance $R_{XX} \equiv V_X/I_X$ was measured by passing a 100 pA, 5.4 Hz *ac* current through contacts 1-4, and detecting the voltage between contacts 2-3 by a lock-in-phase technique. An extensive cold filtering cuts the integrated electromagnetic “noise” environment incident on the sample to $\sim 5 \times 10^{-17}$ W, which allows us to achieve a record low electron temperature ≈ 18 mK in a mesoscopic sample. [12]

The depletion potential of the etch trenches defines two wide constrictions, which separate an approximately circular 2D electron island with lithographic radius $R \approx 1,050$ nm from the 2D bulk. The electron density profile $n(r)$ in a circular island resulting from the etch trench depletion can be evaluated following Ref. 13. [14] For the 2D bulk electron density $n_B = 1.2 \times 10^{11} \text{ cm}^{-2}$, there are $\approx 1,700$ electrons in the island. In this work, the front gate voltages V_{FG} are small, and are used to fine tune for the symmetry of the two constrictions. Under such conditions ($V_{FG} \approx 0$), the depletion potential has a saddle point in the constriction region, and so has the resulting density profile. From the magnetotransport measurements we estimate the saddle point density in the constrictions $n_C \approx 0.75 n_B$, which varies somewhat due to the self-consistent electrostatics of the 2D electrons in quantizing magnetic field.

The local Landau level filling factor $\nu \equiv hn/eB$ is proportional to n , and $n_C < n_B$; consequently the constriction ν_C is lower than the bulk ν_B by some 20 to 30% in a given B . While $\nu \propto n/B$ is a variable, the QH exact filling f , defined via the quantized Hall resistance R_{XY} as $f \equiv h/e^2 R_{XY}$, is a quantum number. Thus there are two regimes possible: one when the whole sample has one and the same QH filling f , and another when there are two QH fillings: f_C in the constrictions, and f_B in the center of the island and in the 2D bulk. For example, there is a range of B ($4.2 \text{ T} < B < 4.8 \text{ T}$ in this sample) such that both $f_C = 1$ and $f_B = 1$, illustrated in Fig. 1(c). The second possibility of $f_C < f_B$, illustrated in Figs. 1(d, e), results in a *quantized* value [15-17, 6] of $R_{XX} = (h/e^2)(1/f_C - 1/f_B)$. A quantized plateau in $R_{XX}(B)$ implies overlapping QH plateaus for both the constriction region and the bulk, and, in practice, provides definitive values for both f_C and f_B . This occurs at $B \approx 12.35 \text{ T}$ for $f_C = 1/3$ and $f_B = 2/5$ ($n_C \approx 0.83 n_B$). However, $f_C = 1$, $f_B = 2$, which would require $n_C \approx 0.5 n_B$, is not possible in this sample.

In the integer QH regime we observe Aharonov-Bohm oscillations for $f_C = f_B = 1$ and 2, see Fig. 2. Conductance variation $\delta G = \delta R_{XX} / R_{XY}^2$ is calculated from the R_{XX} data after subtracting a smooth background. The Aharonov-Bohm ring is formed here by the edge channel circling the island, and includes two quantum tunneling links, Fig. 1(c). The $f=1$ Aharonov-Bohm period $\Delta B_1 \approx 2.81 \text{ mT}$ gives the area of the island outer edge ring $S_O = h/e\Delta B_1 \approx 1.47 \mu\text{m}^2$, and the outer ring radius $r_O = \sqrt{h/\pi e \Delta B_1} \approx 685 \text{ nm}$. The $f=2$ period is very close: $2\Delta B_2 \approx 2.85 \text{ mT}$, and gives the area $S_O \approx 1.45 \mu\text{m}^2$ and the radius $r_O \approx 680 \text{ nm}$. The $f=2$ Aharonov-Bohm period contains two conductance oscillations, $\Delta\Phi_2 = 2\Delta B_2 S_O$, because there are two filled (spin-polarized) Landau levels.

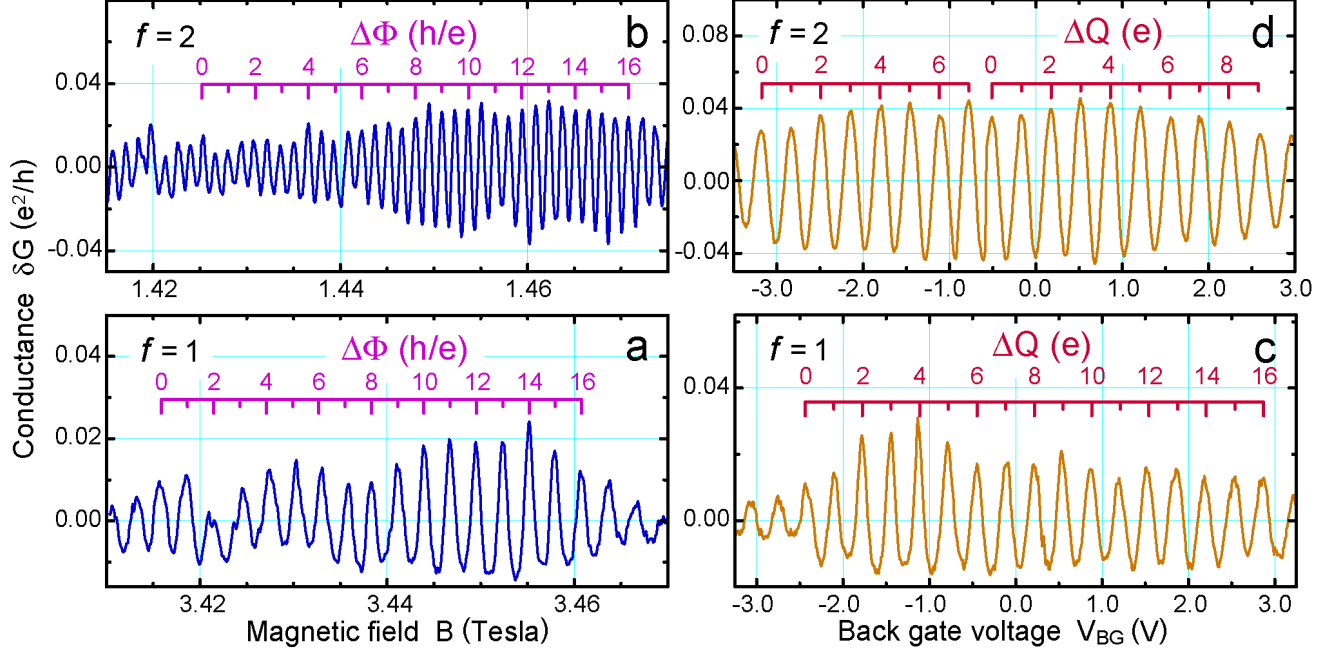


FIG. 2. Interference of electrons in the edge ring of the device in the integer QH regime. (a, b) Aharonov-Bohm oscillations in conductance are observed when one ($f = 1$) and two ($f = 2$) Landau levels are filled. The flux period $\Delta\Phi = h/e$ gives the outer edge ring radius 685 nm. (c, d) Positive V_{BG} attracts 2D electrons one by one to the area within the outer ring, resulting in modulation of the interference amplitude. This calibrates the backgate voltage increment ΔV_{BG} necessary to increase the charge contained within the ring by $\Delta Q = e$. Note that ΔV_{BG} is independent of Landau level filling.

In the integer regime, the relevant quasiparticles are electrons of charge e and integer statistics, therefore, we can obtain an absolute calibration of the ring area and the backgate action of the interferometer device. A positive $V_{BG} = 1$ V increases n_B by $\delta n_B \approx 2.4 \times 10^8 \text{ cm}^{-2}$. The ratio $\delta n_B / n_B \approx 0.002$ is small since the backgate is separated from the 2D layer by a thick substrate. Unlike the case of a quantum antidot, [6, 17] where the antidot is completely surrounded by a QH condensate, we do not expect the density in the interferometer island to increase by exactly the same amount as in the 2D bulk. Therefore we must calibrate the dQ/dV_{BG} ratio, where Q is the charge of electrons within the island edge ring. Conductance oscillations observed as a function of V_{BG} for $f_C = f_B = 1$ and 2 are shown in Figs. 2(c, d). The oscillation period ΔV_{BG} corresponds to change $\Delta N = 1$ in the number of electrons within the edge ring. Thus ΔV_{BG} should be the same for all spin-polarized integer QH states, provided the radius of the edge ring does not change. Indeed, we obtain $\Delta V_{BG} = 332$ mV for $f = 1$ and 342 mV for $f = 2$.

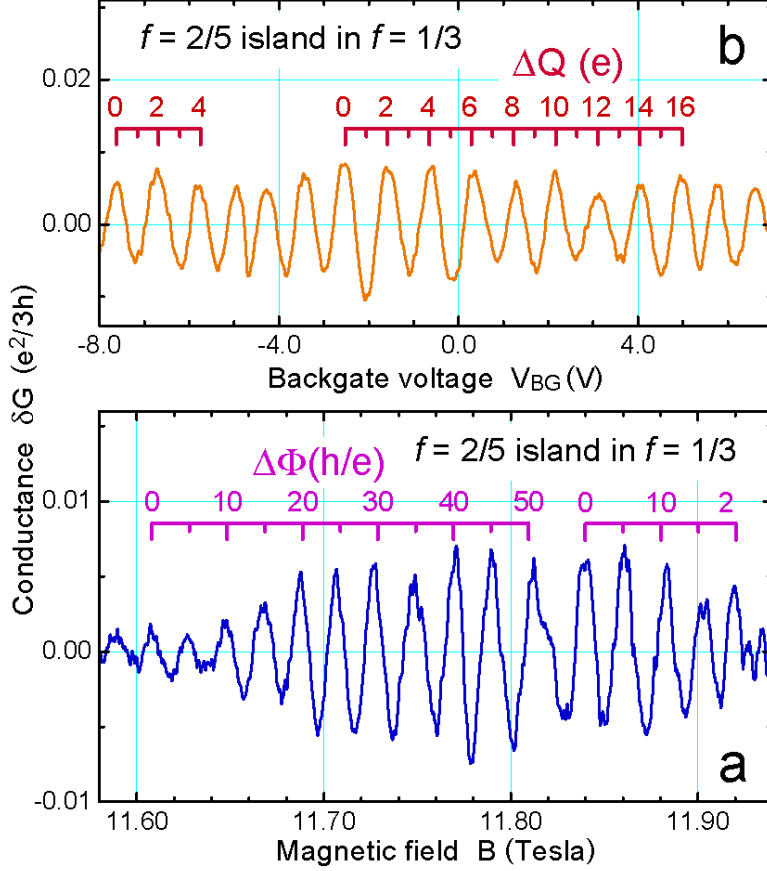


FIG. 3. Aharonov-Bohm interference of $e/3$ Laughlin quasiparticles circling an island of $f = 2/5$ FQH fluid. (a) Magnetic flux through the island period of $\Delta\Phi = 5h/e$ corresponds to creation of ten $e/5$ quasiparticles in the island [one h/e excites two $e/5$ quasiparticles from the $f = 2/5$ FQH condensate, the total (quasiparticles + condensate) charge is fixed]. Such “superperiod” of $\Delta\Phi > h/e$ has never been reported before. (b) The backgate voltage period of $\Delta Q = 10(e/5) = 2e$ directly confirms that the $e/3$ quasiparticle consecutive orbits around the island are quantized by the condition requiring incremental addition of ten $e/5$ quasiparticles of the $f = 2/5$ fluid.

In the fractional QH regime, we focus on the situation when an $f_c = 1/3$ annulus surrounds an island of the $f_b = 2/5$ FQH fluid, shown schematically in Fig. 1(e). Here, as in the integer regime, we observe Aharonov-Bohm oscillations with period $\Delta B \approx 20.1$ mT, see Fig. 3(a). Fig. 3(b) shows the analogous conductance oscillations observed as a function of V_{BG} , with period $\Delta V_{BG} = 937$ mV. We can be confident that current must flow through an $f_c = 1/3$ region separating the two 2D bulk $f_b = 2/5$ regions with Ohmic contacts because the diagonal resistance is quantized to $R_{XX} = (h/e^2)(3/1 - 5/2) = (1/2)(h/e^2)$, Fig. 4(a). The island center electron density is $\sim 4\%$ [14] less than the 2D density, thus, in a given B , the island center filling factor is $\sim 4\%$ lower than the 2D filling factor. The ratio of the conductance oscillations periods $\Delta B / \Delta V_{BG} \propto N_\Phi / N_e = 1/f$ is independent of the edge ring area. N_Φ and N_e are the number of

flux quanta and electrons, respectively, within the area of the Aharonov-Bohm path. The fact that the ratios fall on a straight line forced through zero, see Fig. 4(b), confirms the island filling as $f = 2/5$ at $B \approx 11.9$ T. The island filling assignments of either $1/3$ or $3/7$ (the neighbors of $2/5$ in the FQH sequence) are ruled out by the data of Fig. 4(b). The oscillation period in this regime gives the inner edge ring area $S_I = 5h/e\Delta B \approx 1.03 \mu\text{m}^2$, and the inner ring radius $r_I = \sqrt{5h/\pi e \Delta B} \approx 570$ nm.

The striking feature of the conductance oscillations in Fig. 3(a) is the Aharonov-Bohm period of five fundamental flux quanta: $\Delta\Phi = 5h/e$! To the best of our knowledge, such superperiod of $\Delta\Phi > h/e$ has never been reported before. Addition of flux h/e through an area occupied by the $f = 1/3$ FQH condensate creates a vortex in the many electron wave function, that is, a charge $e/3$ Laughlin quasihole. [3] Likewise, addition of flux h/e to the $f = 2/5$ FQH fluid creates two vortices in the wave function, that is, two charge $e/5$ quasiholes. [5] These theoretical predictions have been verified at a microscopic level in the quantum antidot experiments. [6, 17] Thus, addition of a flux $\Delta\Phi = 5h/e$ to the $f = 2/5$ island creates ten $e/5$ quasiparticles with total charge $\Delta Q = 2e$, in agreement with the backgate data in Fig. 3(b). In contrast, the periods observed in quantum antidots correspond to addition of one quasiparticle only, both for the $f = 1/3$ and $f = 2/5$ cases. The principal difference between the present interferometer and quantum antidots is that while in quantum antidots the FQH fluid surrounds electron vacuum, in the present interferometer the $1/3$ fluid surrounds an island of the $2/5$ fluid. The gauge invariance argument of the Byers-Yang theorem [18] requiring $\Delta\Phi \leq h/e$ for the true Aharonov-Bohm geometry is not applicable in the present sample because the interior of the edge ring contains electrons.

Ref. 8 calculated the Berry phase γ of a charge $e/3$ Laughlin quasiparticle encircling a closed path in the $f = 1/3$ FQH condensate. The difference between an “empty” loop and a loop containing another quasiparticle, identified as the statistical contribution, was found to be $\Delta\gamma = 2\pi \Theta_{1/3} = 4\pi/3$. It is instructive to consider the case of a quantum antidot. The wave functions of a charge q particle encircling the antidot are quantized by the Aharonov-Bohm condition (explicitly including the statistical contribution [10, 19]):

$$\gamma_m = \frac{q}{\hbar} \Phi + 2\pi \Theta N = 2\pi m, \quad (1)$$

where m is an integer, Φ is the enclosed flux and N is the number of antidot-bound quasiholes being encircled. [20] When the chemical potential moves between two successive quasiparticle states, the change $\Delta\gamma \equiv \gamma_{m+1} - \gamma_m$ must be 2π :

$$\Delta\gamma = \frac{q}{\hbar} \Delta\Phi + 2\pi \Theta \Delta N = 2\pi. \quad (2)$$

When occupation of the antidot changes by one $e/3$ quasihole, $\Delta N = 1$, the experiments give $\Delta\Phi = h/e$, so that $\Delta\gamma = 2\pi(q/e + \Theta_{1/3}) = 2\pi$ only if quasiparticles have anyonic $\Theta_{1/3} = 2/3$. This is not entirely satisfactory as a *direct* demonstration of the fractional statistics, however, because in a quantum antidot the tunneling quasiparticle encircles electron vacuum, and the most important ingredient, the experimental fact that in quantum antidots the period $\Delta\Phi = h/e$, and not $\Delta\Phi = h/q$, even for fractional q , is ensured by the Byers-Yang theorem.

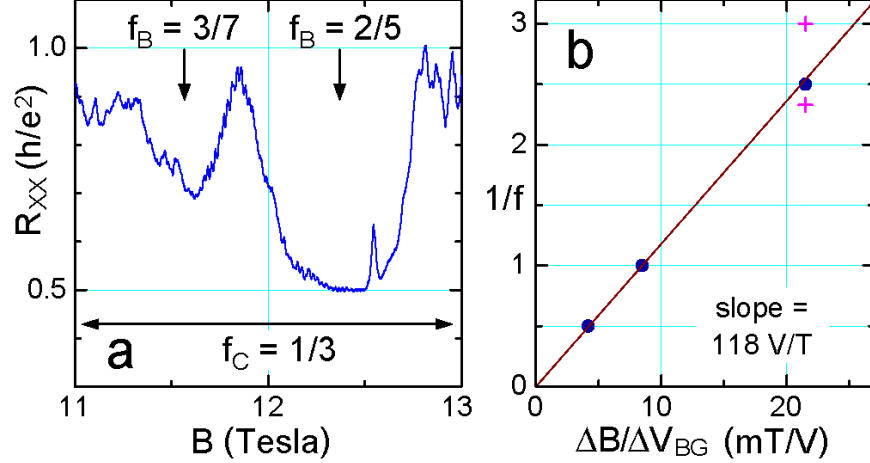


FIG. 4. (a) Magnetoresistance of the interferometer sample at 10.2 mK. The horizontal arrows show approximate range of the $f_C = 1/3$ plateau in the constrictions. Note the *quantized* plateau $R_{XX}(B) = h/2e^2$ at ~ 12.35 T, obtainable only with $f_C = 1/3$, $f_B = 2/5$. (b) The ratio of the conductance oscillations periods from the data of Figs. 2 and 3. $\Delta B / \Delta V_{BG} \propto 1/f$, independent of the edge ring area. The straight line is forced through (0,0) and the $f=1$ point. Experimental $\Delta B / \Delta V_{BG} = 21.4$ mT/V gives the island filling $f = 2/5$. The magenta crosses give the neighboring $f = 3/7$ and $f = 1/3$, which do not fit the data.

Returning to the interferometer, if we neglect the symmetry properties of the FQH condensates, in the absence of a Coulomb blockade, there is no *a priori* requirement that the total charge of the $f = 2/5$ island be quantized in units of e , much less in units of $2e$. The island charge could change in increments of one quasiparticle charge q , any small (less than e) charge imbalance supplied from the contacts. Thus the period of $\Delta\Phi = 5h/e$ (or $\Delta Q = 2e$) must be imposed by the symmetry properties of the two FQH fluids. The current used to measure conductance is transported by the quasiholes of the outside $1/3$ fluid; therefore, we must construe that the conductance oscillations periodicity of ten $e/5$ quasiparticles results from the 2π periodicity of the Berry phase of the charge $q = e/3$, statistics $\Theta_{1/3} = 2/3$ Laughlin quasiparticle encircling ten $e/5$, $\Theta_{2/5} = 2/5$ quasiparticles of the $f = 2/5$ fluid:

$$\Delta\gamma = \frac{q}{\hbar} \Delta\Phi + 2\pi\Theta \Delta N = \left(\frac{e}{3\hbar}\right)\left(\frac{5h}{e}\right) + 2\pi\Theta_{2/5}^{1/3}(10) = 2\pi. \quad (3)$$

Solving Eq. (3) gives the relative statistics $\Theta_{2/5}^{1/3} = -1/15$.

Eq. (3) can be satisfied neither by bosonic nor fermionic integer Θ , therefore an exchange of charge between the island and the surrounding FQH fluid in increments of one quasiparticle charge, $\Delta Q = e/5$, is not possible. A model where no quasiparticles are created, but instead the $1/3$ - $2/5$ condensate boundary shifts [21] is not energetically possible. Such shift would lead to formation of a charged ring at the boundary and enormous Coulomb energy. For

example, for the tenth oscillation from the exact filling, the ring net charge would be $20e$, and the charging energy $\sim 1,000$ K, much more than the quasiparticle gap.

In conclusion, we have realized a novel Laughlin quasiparticle interferometer, where a charge $e/3$ quasiparticle executes a closed path around an island of the $f = 2/5$ FQH fluid. The central experimental results obtained, that is, the oscillations periods of $\Delta\Phi = 5h/e$ and $\Delta Q = 2e$, are robust and do not involve any adjustable-parameter fitting to a model. These results entail anyonic statistics of Laughlin quasiparticles.

We thank D. V. Averin for discussions. This work was supported in part by US NSA and ARDA through US ARO, and by NSF.

References:

1. J. M. Leinaas and J. Myeheim, *Nuovo Cimento* **37B**, 1 (1977).
2. F. Wilczek, *Phys. Rev. Lett.* **48**, 1144 (1982); *Phys. Rev. Lett.* **49**, 957 (1982).
3. R. B. Laughlin, *Phys. Rev. Lett.* **50**, 1395 (1983); *Rev. Mod. Phys.* **71**, 863 (1999).
4. D. C. Tsui, H. L. Stormer, and A. C. Gossard, *Phys. Rev. Lett.* **48**, 1559 (1982).
5. F. D. M. Haldane, *Phys. Rev. Lett.* **51**, 605 (1983).
6. V. J. Goldman and B. Su, *Science* **267**, 1010 (1995); *Surf. Sci.* **362**, 1 (1996).
7. B. I. Halperin, *Phys. Rev. Lett.* **52**, 1583 (1984).
8. D. Arovas, J. R. Schrieffer, and F. Wilczek, *Phys. Rev. Lett.* **53**, 722 (1984). Ref. 8 takes clockwise as the positive direction of circulation, thus their statistics is $-\Theta$; e.g., their quasihole statistics $\Theta_{1/3} = 1/3$ is $-1/3 = 2/3 \bmod 1$ in right-handed coordinates.
9. W. P. Su, *Phys. Rev. B* **34**, 1031 (1986).
10. S. A. Kivelson, *Phys. Rev. Lett.* **65**, 3369 (1990).
11. C. de C. Chamon *et al.*, *Phys. Rev. B* **55**, 2331 (1997).
12. I. J. Maasilta and V. J. Goldman, *Phys. Rev. B* **55**, 4081 (1997).
13. B. Y. Gelfand and B. I. Halperin, *Phys. Rev. B* **49**, 1862 (1994).
14. F. E. Camino, W. Zhou, and V. J. Goldman, cond-mat 0503456.
15. R. J. Haug, A. H. MacDonald, P. Streda, and K. von Klitzing, *Phys. Rev. Lett.* **61**, 2797 (1988).
16. X. G. Wen, *J. Mod. Phys. B* **6**, 1711 (1992).
17. V. J. Goldman, I. Karakurt, J. Liu, and A. Zaslavsky, *Phys. Rev. B* **64**, 085319 (2001).
18. N. Byers and C. N. Yang, *Phys. Rev. Lett.* **7**, 46 (1961).
19. V. J. Goldman, J. Liu, and A. Zaslavsky, *Phys. Rev. B* **71**, 153303 (2005).
20. We consider the model of a quantum antidot as a dense disc of quasiholes on top of (and surrounded by) a QH condensate. See A. H. MacDonald, *Science* **267**, 977 (1995); Ref. 19.
21. J. K. Jain, S. A. Kivelson, and D. J. Thouless, *Phys. Rev. Lett.* **71**, 3003 (1993).