

# Adsorption of *para*-hydrogen on krypton pre-plated graphite

Joseph Turnbull and Massimo Boninsegni

*Department of Physics, University of Alberta  
Edmonton, Alberta, Canada T6G 2J1*

*Adsorption of para-hydrogen on the surface of graphite pre-plated with a single atomic layer of krypton, is studied theoretically by means of path integral ground state Monte Carlo simulations. We compute energetics and density profiles of para-hydrogen, and determine the structure of the adsorbed film for various coverages. Results show that there are two thermodynamically stable monolayer phases of  $p\text{-H}_2$ , both solid; one is commensurate with the krypton layer, and has coverage  $\theta \approx 0.0636 \text{ \AA}^{-2}$ ; the other is incommensurate, has coverage  $\theta \approx 0.0716 \text{ \AA}^{-2}$ , and is compressible up to  $\theta \approx 0.0769 \text{ \AA}^{-2}$ . No evidence is observed of a liquid phase at  $T=0$  for intermediate coverages. These results are qualitatively similar to what is seen for  $p\text{-H}_2$  on bare graphite. Quantum exchanges of hydrogen molecules are suppressed in this system.*

*PACS numbers: 02.70.Ss, 67.40.Db, 67.70.+n, 68.43.-h.*

## 1. INTRODUCTION

Low temperature adsorption of highly quantal fluids, such as helium or *para*-hydrogen ( $p\text{-H}_2$ ), on a variety of substrates, has been the focus of much experimental and theoretical work. A major motivation of these studies is the exploration of the fascinating properties that such adsorbed quantum films display, often considerably different than those of the bulk materials.

In particular, a fluid of  $p\text{-H}_2$  molecules is an interesting physical system for a number of reasons. Because a  $p\text{-H}_2$  molecule has half the mass of a helium atom, zero-point motion can be expected to be quite significant; each molecule is a spin-zero boson, and therefore it is conceivable that, at low enough temperature, a  $p\text{-H}_2$  fluid might display physical behavior similar to that of fluid helium, including superfluidity.<sup>1</sup>

J. Turnbull and M. Boninsegni

Unlike helium, though, bulk  $p$ -H<sub>2</sub> solidifies at low temperature ( $T_c \approx 14$  K); this prevents the observation of phenomena such as Bose Einstein condensation (BEC) and, possibly, superfluidity (SF), which are speculated to occur in the liquid phase below  $T \approx 6$  K. Solidification is due the depth of the attractive well of the potential between two hydrogen molecules, significantly greater than that between two helium atoms. Several, attempts have been made<sup>2,3,4,5</sup> to supercool bulk liquid  $p$ -H<sub>2</sub>, but the search for SF (in the bulk) has so far not met with success.

Potential avenues to explore, toward stabilizing a liquid phase of  $p$ -H<sub>2</sub> to low enough temperatures that a SF transition could be observed, include the reduction of dimensionality. An extensive theoretical study of the phase diagram of  $p$ -H<sub>2</sub> in two dimensions (2D) has been recently carried out, based on Path Integral Monte Carlo (PIMC) simulations.<sup>6</sup> The main result is that the equilibrium phase of the system at low  $T$  is a triangular crystal, with a melting temperature  $T_m \sim 6.8$  K. This value is approximately half that of bulk  $p$ -H<sub>2</sub>, but still significantly higher than the temperature at which the system, if it remained a liquid, would undergo Bose Condensation and turn superfluid, estimated at  $\sim 2$  K in 2D. Another important result of the same study, is that no *metastable* liquid phase exists; for, the system remains a liquid down to the spinodal density, below which it breaks down into solid clusters. These results, in part, cast doubts on the prospects of observing a liquid (SF) phase of  $p$ -H<sub>2</sub> at low  $T$ , in 2D.

The closest experimental realization of a two-dimensional system, is a film of  $p$ -H<sub>2</sub> molecules adsorbed on a substrate. However, quantum zero-point motion of adsorbed particles in the direction perpendicular to the substrate can be quite significant, as calculations for adsorbed helium films on alkali metal substrates show.<sup>7</sup> One might speculate that such zero-point motion may result in an effective screening of the  $p$ -H<sub>2</sub> intermolecular interactions, possibly leading to a reduction of  $T_m$ , with respect to the purely two-dimensional case. Indeed, some PIMC studies<sup>8</sup> of  $p$ -H<sub>2</sub> films adsorbed on a lithium substrate yielded a melting temperature of approximately 6.5 K, i.e., slightly lower than in 2D. The interesting physical question is whether  $T_m$  may be reduced even further, by an appropriate choice of substrate, to the point where collective quantum many-body phenomena could become observable, in the liquid phase.

Experimentally, adsorbed films of  $p$ -H<sub>2</sub> on surfaces are readily accessible, and indeed have been studied extensively on a variety of substrates. For example, various techniques<sup>9,10,11,12</sup> have been used to study the phase diagram and structure of monolayer  $p$ -H<sub>2</sub> films adsorbed on graphite. In a recent neutron scattering investigation of deuterium (D<sub>2</sub>) films adsorbed on a krypton pre-plated graphite substrate,<sup>13</sup> evidence of a stable liquid phase

## Adsorption of *para*-hydrogen on krypton pre-plated graphite

of D<sub>2</sub> down to  $T \sim 1.5$  K was reported. Such a result is truly remarkable, particularly considering that it pertains to the heavier isotope of hydrogen, which should display an even stronger tendency to crystallize than *p*-H<sub>2</sub>. Motivated by this finding, we have undertaken a theoretical study of the low temperature phase diagram of *p*-H<sub>2</sub> films adsorbed on krypton pre-plated graphite.

On general grounds, one would expect *p*-H<sub>2</sub> to remain liquid as well, on account of its lighter mass, even though the intermolecular interaction is slightly more attractive for *p*-H<sub>2</sub>.<sup>14,15</sup> We explore a fairly simple model of our system of interest in its ground state ( $T=0$  limit) to serve as a baseline for future, more refined calculations. Energetic and structural properties of a layer of *p*-H<sub>2</sub> molecules adsorbed on Kr/Graphite are investigated theoretically, by means of Path Integral ground state (PIGS) Monte Carlo simulations.

The main results of this study are the following:

1. A stable commensurate solid *p*-H<sub>2</sub> monolayer exists, with coverage (i.e., 2D density)  $\theta_0=0.0636 \text{ \AA}^{-2}$ . This solid is commensurate with the krypton plating.
2. An incommensurate solid *p*-H<sub>2</sub> monolayer exists, with coverage  $\theta_1=0.0716 \text{ \AA}^{-2}$ , compressible up to  $\theta_2=0.0769 \text{ \AA}^{-2}$ .
3. No evidence is observed of a thermodynamically stable *liquid* phase in the ground state of this system.
4. Evidence of quantum exchange between *p*-H<sub>2</sub> molecules is not found in the  $T=0$  limit; this in turn indicates absence of superfluid behavior in this system.

The remainder of this manuscript is organized as follows: Sec. 2. offers a description of the model used for our system of interest, including a discussion of the potentials and justifications for the main underlying assumptions. Sec. 3. involves a brief discussion of the computational technique and specific details of its implementation, in addition to details of calibration and optimization. The results are presented in Sec. 4.; finally, Sec. 5. is a summary of the findings and our concluding remarks.

## 2. MODEL

We consider a system of  $N$  *p*-H<sub>2</sub> molecules, sitting above a substrate consisting of a single atomic layer of krypton, below which is a graphite substrate, which we assume to be smooth. The ( $L$ ) krypton atoms are assumed fixed in space at positions  $\mathbf{R}_k$ , owing to their relatively large mass.

**J. Turnbull and M. Boninsegni**

They sit at a height of 3.46 Å over the graphite; this distance corresponds to the minimum of the most accurate Kr-graphite interaction potential currently available.<sup>16,17</sup> All of the Kr atoms and  $p$ -H<sub>2</sub> molecules are regarded as point particles. The model quantum many-body Hamiltonian is therefore as follows:

$$\hat{H} = -\frac{\hbar^2}{2m} \sum_{i=1}^N \nabla_i^2 + \sum_{i<j} V(r_{ij}) + \sum_{i=1}^N \sum_{k=1}^L U(|\mathbf{r}_i - \mathbf{R}_k|) + \sum_{i=1}^N \tilde{U}(z_i) \quad (1)$$

Here,  $m$  is the mass of a  $p$ -H<sub>2</sub> molecule,  $\{\mathbf{r}_j\}$  (with  $j=1,2,\dots,N$ ) are the positions of the  $p$ -H<sub>2</sub> molecules,  $r_{ij} \equiv |\mathbf{r}_i - \mathbf{r}_j|$ ;  $z_i$  is the height of the  $i$ th  $p$ -H<sub>2</sub> molecule above the graphite surface.  $V$  is the potential describing the interaction between any two  $p$ -H<sub>2</sub> molecules, and  $U$  represents the interaction of a  $p$ -H<sub>2</sub> molecule with a Kr atom.

As mentioned above, the underlying graphite substrate is regarded as smooth. The justification for this assumption is that, due to the presence of the Kr spacer layer, the  $p$ -H<sub>2</sub> molecules remain at a distance of at least  $\sim 7$  Å from the graphite substrate. Thus, the effect of the corrugation of the substrate should be negligible. Therefore, we use a simple “3-9” potential to describe the interaction of  $p$ -H<sub>2</sub> molecules with the smooth graphite substrate.<sup>19</sup>  $\tilde{U}$  has the following form:

$$\tilde{U}(z_i) = \frac{4C^3}{27D^2z_i^9} - \frac{C}{z_i^3} \quad (2)$$

where  $C=7913.24$  Å<sup>3</sup> K and  $D=259.39$  K are parameters derived from the original  $p$ -H<sub>2</sub>-C Lennard-Jones parameters<sup>20</sup> ( $\sigma = 3.18$  Å,  $\epsilon = 32.05$  K) and the density of carbon atoms in graphite ( $\rho = 0.114$  Å<sup>-3</sup>).

All pair potentials are assumed to depend only on relative distances. The interaction  $V$  is described by the Silvera-Goldman potential,<sup>21</sup> which provides an accurate description of energetic and structural properties of condensed  $p$ -H<sub>2</sub> at ordinary conditions of temperature and pressure.<sup>22,23</sup>

The interaction of a  $p$ -H<sub>2</sub> molecule and a Kr atom is modeled using a standard 6-12 Lennard-Jones (LJ) potential; to our knowledge, there are no published values for the parameters of this potential for this specific interaction. Therefore, we make use of the Lorentz-Berthelot mixing rule,<sup>24,25</sup> yielding  $\epsilon = 75.6$  K and  $\sigma = 3.3$  Å.

The model (1) clearly contains important physical simplifications, such as the neglect of zero-point motion of Kr atoms, as well as the restrictions to additive pairwise interactions (to the exclusion of, for example, three-body terms), all taken to be central, and the use of the highly simplified LJ and “3-9” potentials. Nonetheless, it seems a reasonable starting point, and even quantitatively we expect it to capture the bulk of the physical picture.

### 3. COMPUTATIONAL METHOD

Accurate ground state expectation values for quantum many-body systems described by a Hamiltonian such as (1) can be computed by means of Quantum Monte Carlo (QMC) simulations. In this work, the method utilized is *Path Integral ground state* (PIGS), which is an extension to zero temperature of the standard, Path Integral Monte Carlo method.<sup>26</sup> PIGS is a projection technique, which filters the exact ground state wave function out of an initial trial state. It is therefore closely related to other ground state projection methods, such as Diffusion Monte Carlo (DMC), but has a few distinct advantages (for a discussion, see, for instance, Ref. 27). Because this method is described in a number of publications, it will not be reviewed here. Some of the technical details of the calculation performed in this work (mainly, the short imaginary time propagator) are the same as in Ref. 28.

The trial wave function utilized is of the Jastrow type:

$$\Psi_T(\mathbf{r}_1, \mathbf{r}_2, \dots, \mathbf{r}_N) = \left( \prod_{i < j}^N e^{-v(r_{ij})} \right) \times \left( \prod_{i=1}^N \prod_{k=1}^L e^{-u(|\mathbf{r}_i - \mathbf{R}_k|)} \right) \times \left( \prod_{i=1}^N e^{-w(z_i)} \right) \quad (3)$$

with pseudo-potentials  $w$  ( $p$ -H<sub>2</sub>-graphite),  $u$  ( $p$ -H<sub>2</sub>-Kr), and  $v$  ( $p$ -H<sub>2</sub>- $p$ -H<sub>2</sub>) chosen as follows:

$$w(r) = \frac{\alpha}{z^3} \quad , \quad u(r) = \frac{\gamma}{r^5} \quad \text{and} \quad v(r) = \frac{\mu}{r^5} \quad (4)$$

The values of the parameters  $\alpha = 30 \text{ \AA}^3$ ,  $\gamma = 250 \text{ \AA}^5$  and  $\mu = 750 \text{ \AA}^5$  were obtained empirically, by minimizing the energy expectation value computed in separate variational calculations. Using the trial wavefunction as defined above, we observe convergence of the ground state energy estimates with a projection time  $0.250 \text{ K}^{-1}$ , using a time step  $\tau = 7.8125 \times 10^{-4} \text{ K}^{-1}$ .

PIGS calculations for a range of  $p$ -H<sub>2</sub> coverages were carried out, starting from an initial configuration of *para*-hydrogen molecules sitting atop the Kr layer. The simulation cell consists of a  $6 \times 8$  triangular lattice of Kr atoms with  $4.26 \text{ \AA}$  nearest neighbor spacing. Periodic boundary conditions are used in the three directions, but the simulation cell is chosen sufficiently big in the  $z$  direction that they have no effect vertically. Because of the strongly attractive character of the composite substrate, for a small enough number of hydrogen molecules, the system remains vertically confined (i.e.,  $p$ -H<sub>2</sub> molecules do not evaporate).

The systematic errors of our calculation are attributable to finite projection time and the finite time step  $\tau$ . Based on comparisons of results obtained from simulations with different values of projection time and time step, we estimate our combined systematic error on the total energy per  $p$ -H<sub>2</sub> molecule to be of the order of  $0.7 \text{ K}$  or less (below 0.5%).

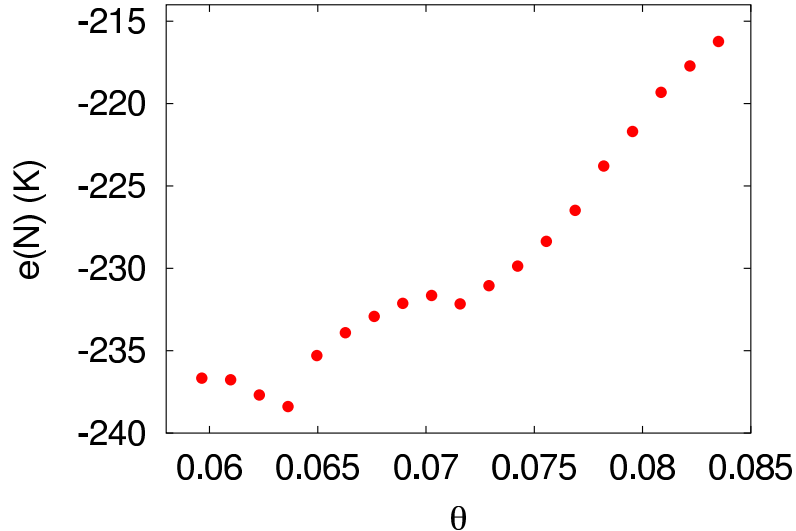


Fig. 1. Energy per  $p$ -H<sub>2</sub> molecule  $e(N)$  (in K) computed by PIGS, as a function of the coverage  $\theta$  (in  $\text{\AA}^{-2}$ ).

#### 4. RESULTS

Physical quantities of interest include the ground state energy per  $p$ -H<sub>2</sub> molecule,  $e(N)$ , and the vertical  $p$ -H<sub>2</sub> density profile,  $\rho(z)$ , above the composite substrate. These quantities can be computed in an unbiased fashion, i.e., the variational bias arising from the initial state (i.e., trial wave function (3)) can be essentially completely removed.<sup>27</sup>

Results for  $e(N)$  are shown in Fig. 1. The main features are two energetic minima, one at  $\theta_0 = 0.0636 \text{ \AA}^{-2}$ , a coverage corresponding to commensuration ( $N=48$   $p$ -H<sub>2</sub> molecules). The second, at  $\theta_1 = 0.0716 \text{ \AA}^{-2}$ , corresponds to an incommensurate solid monolayer, which remains stable, based on an analysis of the associated chemical potential (see below), up to  $\theta_2 = 0.0769 \text{ \AA}^{-2}$  ( $N=58$   $p$ -H<sub>2</sub> molecules).

A direct comparison can be made between our  $e(N)$  curve, and that obtained by Nho and Manousakis (Ref. 29), who studied  $p$ -H<sub>2</sub> monolayer films on bare graphite (at low temperature). The shape of the energy curve in both cases is very similar; there is an energetic minimum at commensuration, corresponding to precisely the same coverage, followed by a negative-curvature increase. Where we find a second energetic minimum, they find a change in curvature, in both cases preceding a positive curvature (thermodynamically stable) portion, although, on Kr pre-plated graphite, such a region seems more extended.

We calculate the chemical potential, shown in Fig. 2, by first fitting

### Adsorption of *para*-hydrogen on krypton pre-plated graphite

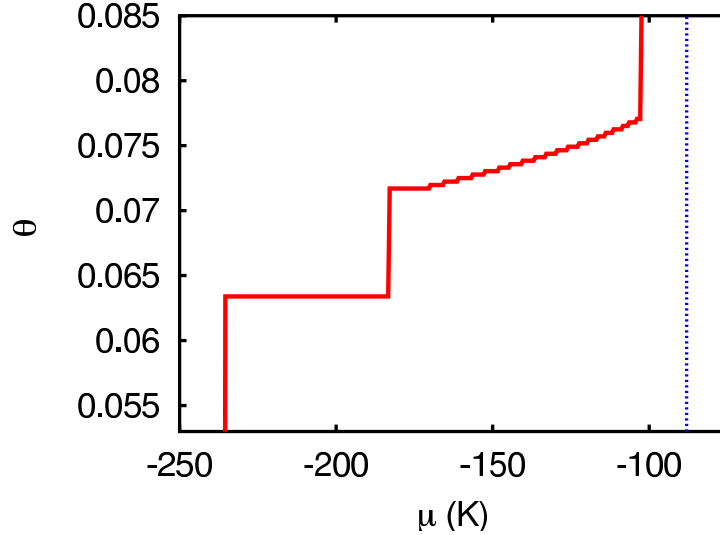


Fig. 2. Coverage of  $p$ -H<sub>2</sub> molecules,  $\theta$ , ( $\text{\AA}^{-2}$ ) as a function of the chemical potential,  $\mu$  (in K), computed as explained in the text. Dotted vertical line shows the chemical potential of bulk solid  $p$ -H<sub>2</sub>, at the  $T=0$  equilibrium density (from Ref. 23).

the curve for  $e(N)$  and then minimizing the grand canonical energy  $\phi(N) = N(e(N) - \mu)$  with respect to  $N$ , for different values of  $\mu$ . As shown by the data in Fig. 2, these are the only stable coverages, at least up to  $\theta \approx 0.0848 \text{\AA}^{-2}$  (the highest coverage explored in this work). The presumption is that the next thermodynamically stable configuration would be at second layer completion,  $\theta \approx 0.127 \text{\AA}^{-2}$ .

Fig. 3 shows the (three-dimensional)  $p$ -H<sub>2</sub> density profile  $\rho(z)$  for a coverage  $\theta_0$  (commensurate solid layer), as well as the  $p$ -H<sub>2</sub> density profile for the highest stable coverage,  $\theta_2$  (incommensurate solid layer). Also shown in Fig. 3 is the density profile for  $p$ -H<sub>2</sub> on lithium<sup>8</sup> at low temperature (2 K). It is evident that for the substrate studied here,  $p$ -H<sub>2</sub> is more localized in the direction perpendicular to the substrate (the density profiles are peaked much more strongly) in comparison, despite being at  $T=0$ . Thus, the physics of  $p$ -H<sub>2</sub> is considerably more 2D on this substrate, than on the weak Li substrate. This is consistent with the stronger substrate attraction, and leads us to predict a melting temperature for the adsorbed film of the order of  $\sim 7$  K, i.e., comparable to that of purely 2D  $p$ -H<sub>2</sub>. Obviously, however, only finite temperature calculation can address this point quantitatively. We also see that the profile for  $\theta_2$  is extended slightly further to the right than that for  $\theta_0$ ; in accommodating more  $p$ -H<sub>2</sub> in the first layer, the molecules are

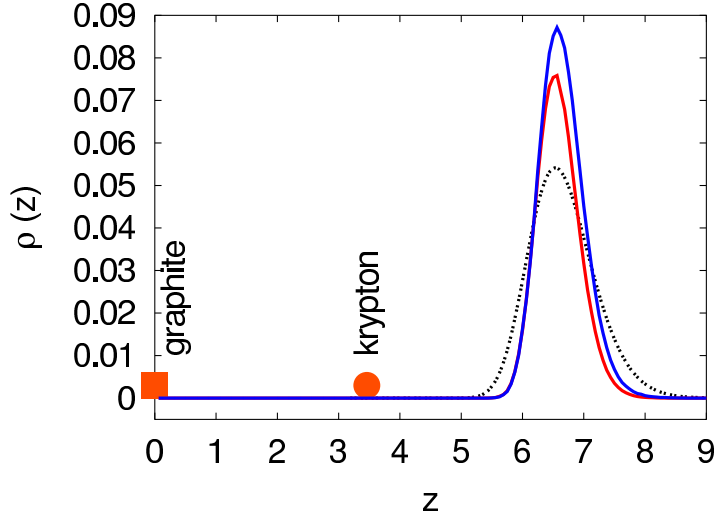


Fig. 3. Density profile  $\rho(z)$  (in  $\text{\AA}^{-3}$ ) of adsorbed  $p\text{-H}_2$  at a coverage  $\theta_0$  (solid line with lower maximum value), and at  $\theta_2$  (solid line with higher maximum value). The square represents the position of the graphite substrate and the circle that of the Kr layer. Dashed line is the density profile for  $p\text{-H}_2$  on a lithium substrate at the coverage  $\theta=0.070 \text{\AA}^{-2}$  (from Ref. 8; it has been shifted along  $z$  for direct comparison). Distances are expressed in  $\text{\AA}$ .

“squeezed” to occupy regions higher above the substrate.

Snapshots of typical configurations of the  $p\text{-H}_2$  solid film are displayed in Figs. 4 and 5. The first, at  $\theta_0$ , shows the commensurate structure of  $p\text{-H}_2$  corresponding to this system’s first energetic minimum. The second is a snapshot at the highest stable coverage,  $\theta_2$ ;  $p\text{-H}_2$  form an incommensurate solid, not found to be rotated relative to the Kr lattice (although the size of our simulated system clearly limits our capability of resolving such an issue). 56 of the 58 molecules in the simulations appear to try to form a  $7\times 8$  regular triangular lattice, with the two additional molecules packing in, giving rise to the clear dislocations. Simulations with higher coverages (thermodynamically unstable) were consistently found to put additional particles in the second layer.

In contrast, for  $p\text{-H}_2$  on bare graphite,<sup>29</sup> the somewhat stronger adsorption potential allows for an even denser packing; compression of the incommensurate phase is reported well beyond  $\theta = 0.0849 \text{\AA}^{-2}$ , with the  $p\text{-H}_2$  lattice rotated  $5^\circ$  relative to the graphite lattice. We should also mention that, due to the system size and geometries employed in this work, we could not observe such crystal phases as the uniaxially compressed and the stripe one, which have been experimentally observed and theoretically studied for



Adsorption of *para*-hydrogen on krypton pre-plated graphite

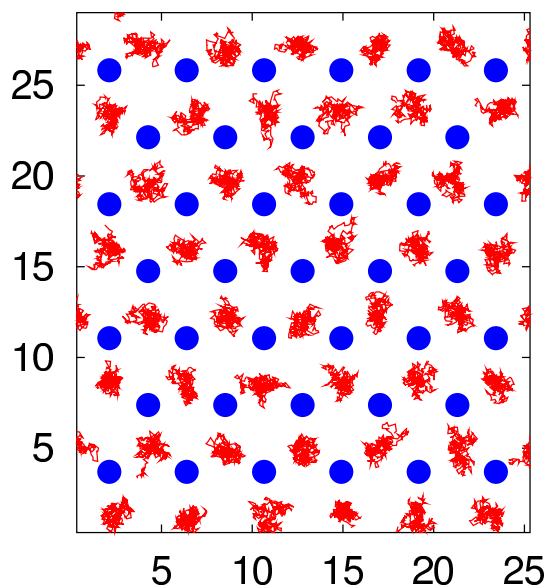


Fig. 4. Snapshot of a typical configuration of *p*-H<sub>2</sub> molecules adsorbed to the Kr/graphite substrate at a coverage of  $\theta_0=0.0636 \text{ \AA}^{-2}$ . Large circles are Kr atoms. The positions of all molecules at each one of 320 imaginary time slices are shown as discrete paths. Distances are expressed in  $\text{\AA}$ .

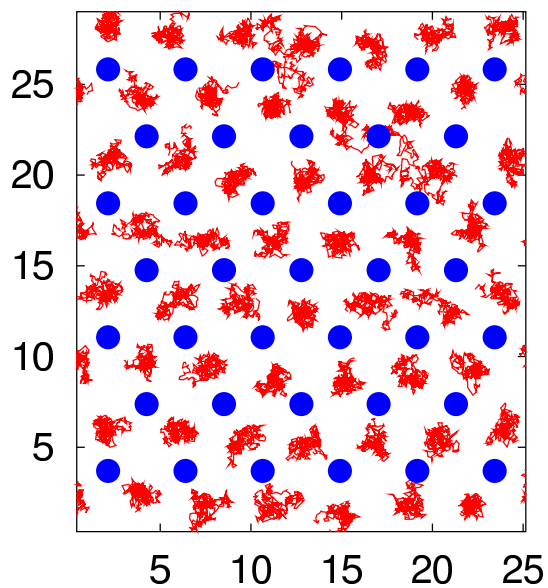


Fig. 5. Same as Fig. 4 but at a coverage of  $\theta_2=0.0769 \text{ \AA}^{-2}$

$p$ -H<sub>2</sub> on graphite;<sup>29</sup> we presume that these phases should exist in this system as well, and can certainly be studied with the computational method used here. However, based on the results of Ref. 29 we do not think that their inclusion would significantly alter our main conclusion, concerning the existence of a liquid phase, which was our main interest in this work.

It should also be noted that the computational method adopted here does not allow one to make a direct estimation of the  $p$ -H<sub>2</sub> molecules exchange frequency, unlike its finite temperature counterpart (Path Integral Monte Carlo). Nevertheless, visual inspection of many-particle configurations generated in the Monte Carlo simulation shows little or no overlap of paths associated to different molecules, which is substantial evidence that many-particle permutations are absent in this system. This is consistent with the high degree of localization that molecules experience.

## 5. CONCLUSIONS

Using a numerically exact ground state Quantum Monte Carlo method, we studied  $p$ -H<sub>2</sub> adsorption to krypton pre-plated graphite. We performed calculations based on a simple model, in which graphite corrugation is ignored, the Kr atoms in the spacer layer are assumed static and point-like, and  $p$ -H<sub>2</sub>-substrate interactions are given by Lennard-Jones type potentials.

We find that there are two stable phases of  $p$ -H<sub>2</sub>, both solid; one is a monolayer commensurate with the Kr layer, while the other is an incommensurate monolayer, compressible within a small range of coverages. Quantum exchanges of hydrogen molecules are suppressed in this system. This is similar to what is seen for hydrogen on bare graphite.<sup>29</sup> Altogether, this study has provided no evidence of a thermodynamically stable liquid phase of  $p$ -H<sub>2</sub> at  $T = 0$  on the substrate considered here; it is unlikely, based on comparisons with  $p$ -H<sub>2</sub> on lithium from Ref. 8 and 2D  $p$ -H<sub>2</sub> from Ref. 6, that a liquid would appear, in our model, at temperatures as low as 1.5 K.

There are obviously several sources of uncertainty in this calculation which need to be discussed. The potentials used to describe the interactions between the  $p$ -H<sub>2</sub> and the substrate are very rough; this does not seem too important an issue, as far as the interaction of  $p$ -H<sub>2</sub> molecules with graphite is concerned, given the relatively large average distance at which molecules sit. On the other hand, a more realistic interaction potential between  $p$ -H<sub>2</sub> and krypton may conceivably alter the basic energetics shown here. Despite these issues, and other simplifications, it does not seem likely (to us) that the basic structural information will change dramatically. It is also unlikely that the basic physics will change much at temperatures as low

## Adsorption of *para*-hydrogen on krypton pre-plated graphite

as  $\sim 1.5$  K (namely those reached by the experiment of Ref. 13), though finite temperature calculations are planned to address this concern, as are simulations of larger systems.

Thus, our preliminary conclusion is that our calculation appears to yield results in disagreement with the experimental findings of Ref. 13, reporting a low temperature liquid phase for the heavier isotope of *p*-H<sub>2</sub> (D<sub>2</sub>), which should display an even stronger tendency to crystallize than *p*-H<sub>2</sub>, on account of its heavier mass.

## Acknowledgments

This work was supported in part by the Petroleum Research Fund of the American Chemical Society under research grant 36658-AC5, by the Natural Sciences and Engineering Research Council of Canada (NSERC) under research grant G121210893, and by an NSERC PGSB scholarship. Useful discussions with Milton W. Cole are gratefully acknowledged.

## REFERENCES

1. V. L. Ginzburg and A. A. Sobyenin, *JETP Letters* **15**, 242 (1972).
2. M. Bretz and A. L. Thomson, *Phys. Rev. B* **24**, 467 (1981).
3. G. M. Seidel, H. J. Maris, F. I. B. Williams and J. G. Cardon, *Phys. Rev. Lett.* **56**, 2380 (1986).
4. H. J. Maris, G. M. Seidel and F. I. B. Williams, *Phys. Rev. B* **36**, 6799 (1987).
5. M. Schindler, A. Dertinger, Y. Kondo and F. Pobell, *Phys. Rev. B* **53**, 11451 (1996).
6. M. Boninsegni, *Phys. Rev. B* **70**, 193411 (2004).
7. M. Boninsegni, M. W. Cole and F. Toigo, *Phys. Rev. Lett.* **83**, 2002 (1999).
8. M. Boninsegni, *Phys. Rev. B* **70**, 125405 (2004).
9. M. Nielsen, J. P. McTague and L. Passell in *Phase Transitions in Surface Films*, edited by J. Dash and J. Ruvalds (Plenum, New York, 1980).
10. H. J. Lauter, H. Godfrin, V. L. P. Frank and P. Leiderer in *Phase Transitions in Surface Films 2*, edited by H. Taub, G. Torzo, H. J. Lauter and S. C. Fain Jr. (Plenum, New York, 1990).
11. H. Wiechert in *Excitations in Two-Dimensional and Three-Dimensional Quantum Fluids*, edited by A. F. G. Wyatt and H. J. Lauter (Plenum, New York, 1991).
12. F. C. Liu, Y. M. Liu and O. E. Vilches, *J. Low Temp. Phys.* **89**, 649 (1992).
13. H. Wiechert, K. D. Kortmann and N. Stüsser, *Phys. Rev. B* **70**, 125410 (2004).
14. W.F. Wang, *JQSRT* **76**, 23 (2003).
15. W. Shi, J. K. Johnson and M. W. Cole, *Phys. Rev. B* **68**, 125401 (2003).
16. W. A. Steele, *Surf. Sci.* **36**, 317 (1973).
17. R. J. Gooding, B. Joos and B. Bergersen, *Phys. Rev. B* **27**, 7669 (1983).

**J. Turnbull and M. Boninsegni**

18. K. Nho and E. Manousakis, *Phys. Rev. B* **65**, 115409 (2002).
19. S. M. Gatica, J. K. Johnson, X. C. Zhao, and M. W. Cole, *J. Phys. Chem. B* **108**, 11704 (2004).
20. D. Levesque, A. Gicquel, F. L. Darkrim, and S. B. Kayiran, *J. Phys. CM* **14**, 9285 (2002).
21. I. F. Silvera and V. V. Goldman, *J. Chem. Phys.* **69**, 4209 (1978).
22. Q. Wang, J. K. Johnson and J. Q. Broughton, *Mol. Phys.* **89**, 1105 (1996).
23. F. Operetto and F. Pederiva, *Phys. Rev. B* **69**, 024203 (2004).
24. Q. Wang and J.K. Johnson, *Mol. Phys.* **95**, 299 (1998).
25. D. MacGowan and Denis J. Evans, *Phys. Rev. A* **34**, 2133 (1986).
26. D.M. Ceperley, *Rev. Mod. Phys.* **67**, 279 (1995).
27. A. Sarsa, K. E. Schmidt and W. R. Magro, *J. Chem. Phys.* **113**, 1366 (2000).
28. M. Boninsegni and L. Szybisz, *Phys. Rev. B* **70**, 024512 (2004).
29. K. Nho and E. Manousakis, *Phys. Rev. B* **67**, 195411 (2003).

