

Use of Entanglement to Identify Critical Systems

S. O. Skrvseth and K. O. Laussen^y

Department of Physics, Norwegian University of Science and Technology, N-7491 Trondheim, Norway
(Dated: May 23, 2019)

We apply results from conformal field theory to identify critical regions in some zero temperature quantum systems. The method is demonstrated on a class of one-dimensional XY and XYZ spin- $\frac{1}{2}$ chains, where the critical regions and their corresponding central charges can be reproduced with quite modest computational efforts.

PACS numbers: 75.10.Pq, 11.25.Hf, 03.67.-a

INTRODUCTION

Continuous phase transitions [1] are characterized by a diverging correlation length and the emergence of scale invariance. If the system is governed by local interactions (so that a conserved, symmetric and traceless energy-momentum tensor can be defined at the critical points) the scale symmetry is automatically enlarged to the full conformal group [2]. In two dimensions this group is infinite dimensional; this provides a lot of information about the behaviour of critical systems in two dimensions [3, 4]. One quantity which can be computed exactly by use of conformal symmetry is the entanglement entropy, i.e. the von Neumann entropy

$$S_A = -\text{Tr}_A \log \rho_A \quad (1)$$

of the reduced density matrix $\rho_A = \text{Tr}_B \rho_{AB}$ for a subsystem A of a system A + B in the ground state ρ_{AB} . In the case where A is a segment of length ℓ of a circle A + B of circumference L the result is

$$S_A = S_{\ell=2} = \frac{c+c}{6} \log \sin \frac{\ell}{L}; \quad (2)$$

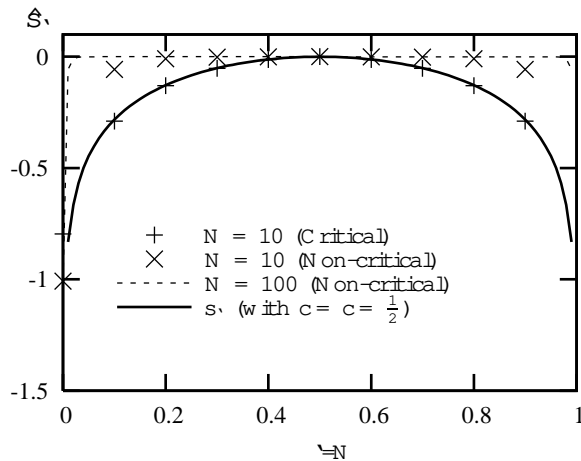


FIG. 1: Entanglement in the 2D Ising model, eq. (5) with $\ell = 1$, for critical ($\ell = 1$) and non-critical ($\ell = \frac{1}{2}$) parameter values, together with the predicted critical behavior. The critical $N = 100$ line is indistinguishable from S_A of eq. (2).

where c (\bar{c}) is the holomorphic (anti-holomorphic) central charge. This result was first derived by Holzhey et. al. [5] (denoted geometric entropy), and has recently been extended in several directions by Calabrese and Cardy [6]. The distinguishing feature of eq. (2) is that the entanglement does not saturate at finite ℓ , contrary to non-critical systems (cf. g.1-4).

The main purpose of this note is to point out how well eq. (2) is reproduced at critical parameters [10], even for very small systems. This is illustrated in g.1 for the (transfer matrix) ground state of the 2D Ising model. (In this paper the logarithm is calculated base two.) This provides a possible tool to identify critical regions of parameter space to good accuracy from surprisingly small systems. To further illustrate this point we have calculated the mean square deviation

$$\sigma^2 = \frac{1}{M} \sum_{\ell} (S_A - S_{\ell=2})^2; \quad (3)$$

where ℓ runs over integers satisfying $0.2N < \ell < 0.8N$,

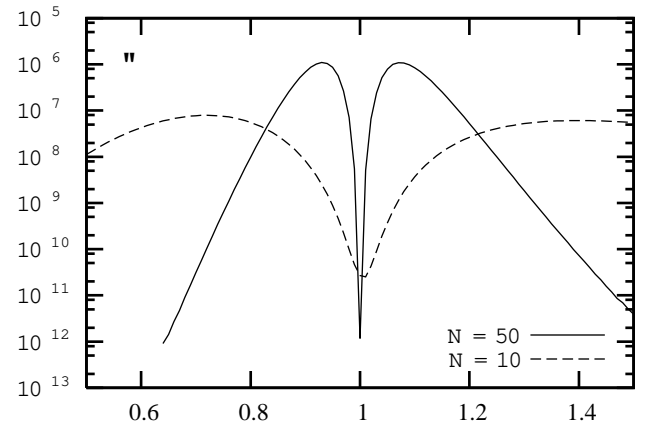


FIG. 2: The deviation σ^2 defined by eq. (3), calculated from eq. (5) with $\ell = 1$. The minimum identifies the critical point to about 0.5% accuracy when $N = 10$, see g.3. The small value of σ^2 far away from the critical point occurs because a non-critical system can fit eq. (2) with $c = \bar{c} = 0$ (see g.4).

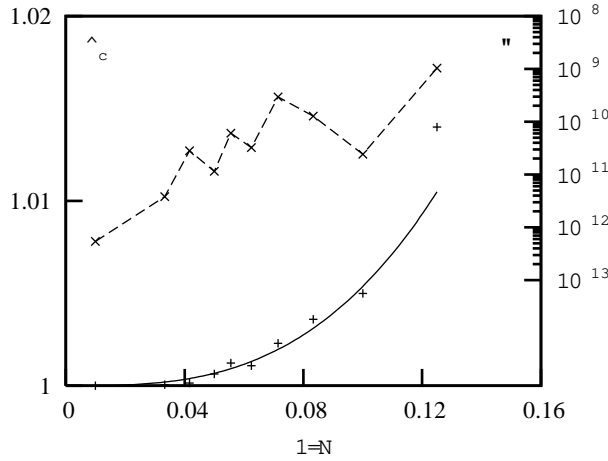


FIG. 3: The estimated critical point \hat{c} (+) and the corresponding deviation Δ (x) as function of system size N . The full drawn line is the fit $\Delta = 1 + 5.37415 N^{-3}$.

M is the number of such integers, and \hat{s} is the quantity corresponding to eq. (2) calculated from the ground state of a finite system with $c = c$ chosen to minimize Δ . Estimates of the central charge can thus be obtained for a fixed N . It is known that global system entanglement increases at critical points [7, 8], and that its scaling can be utilized [9]. But the N -dependence may reveal more of the vast information carried by the wavefunction.

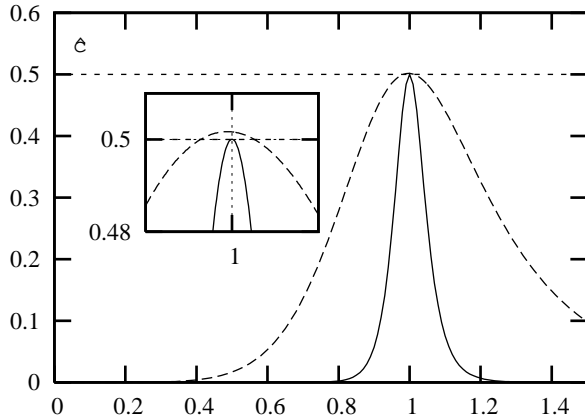


FIG. 4: The estimated central charge \hat{c} for the 2D Ising model (cf. eq. 2) obtained by fitting $c = c$ so that Δ of eq. (3) is minimized. The dashed line is for $N = 10$, the full drawn line for $N = 50$. The inset shows details close to the critical point in the 1 per cent region. As can be seen the correct central charge is well reproduced.

THE XY AND XYZ QUANTUM SPIN CHAINS

To assure that the previous results are more than coincidences, we have studied a larger class of models. The general translational invariant, hermitian spin- $\frac{1}{2}$ chain, with only local and nearest-neighbour interactions, can (with suitable coordinates) be described by the Hamiltonian

$$H = \sum_{n=0}^{N-1} \left(f_n \sigma_n^x \sigma_{n+1}^x + g_n (\sigma_n^x \sigma_{n+1}^y + \sigma_n^y \sigma_{n+1}^x) + h_n \sigma_n^z \right); \quad (4)$$

where f, g and h are real 3-vectors, and σ the Pauli spin matrices. We impose periodic boundary conditions, $\sigma_N = \sigma_0$. The generator of the transfer matrix of the 2D Ising model corresponds to the case $f_x = 1, h_z = 1$, with all other parameters zero. This is a special case of the two-parameter XY quantum spin chain, defined by $f_x = \frac{1+\gamma}{2}, f_y = \frac{1-\gamma}{2}, h_z = 1$, i.e.

$$H_{XY} = \sum_{n=0}^{N-1} \left(\frac{1+\gamma}{2} \sigma_n^x \sigma_{n+1}^x + \frac{1-\gamma}{2} \sigma_n^y \sigma_{n+1}^y + \sigma_n^z \right); \quad (5)$$

which can be expressed as a quadratic form in fermion variables through a Jordan-Wigner transformation [11].

Therefore, many aspects of the XY model are exactly calculable, making it a good benchmarking tool for our method. Symmetry of the space spanned by the anisotropy parameter and magnetic field makes it sufficient to consider only the first quadrant, $\gamma \geq 0, h \geq 0$, where the model has two critical lines (see fig. 5). We

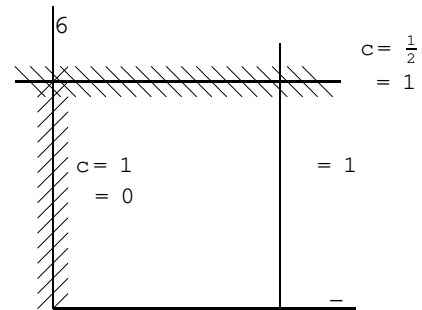


FIG. 5: The critical lines $\Delta = 1$ and $\Delta = 0$ ($c = \frac{1}{2}$ and $c = 1$), of the XY spin chain are indicated together with their respective central charges. The second vertical line, $\Delta = 1$, corresponds to the 2D Ising model.

have investigated how well the critical line $\Delta = 1$ is identified for larger values of N . Our findings are that the behaviour at the Ising critical point is not untypical of the cases considered, but exceptions can be found. One general feature is that a minimum in Δ is correlated with a maximum in the estimated central charge \hat{c} , but that these two points do not coincide exactly; their difference is a possible measure of how accurate the critical

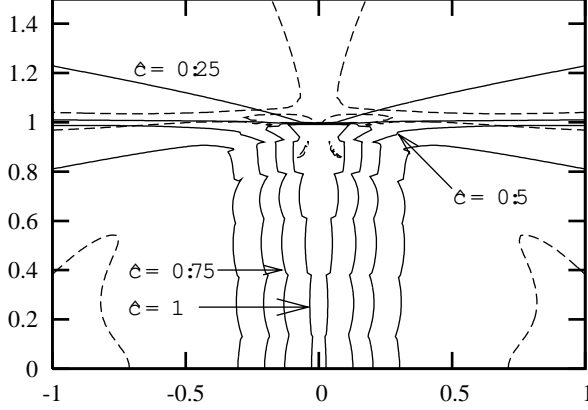


FIG. 6: A contour plot in the parameter space for the XY-model, calculated for $N = 12$. The full lines are contours of the estimated central charge with the indicated values for \hat{c} , while the dashed lines are the contours for the error on the line $\epsilon = e^{-20}$. We see a very good correspondence with the known critical lines. The lack of smoothness of some of the contour lines is due to discontinuous changes in the ground state.

point has been found (in most cases we have found that the maximum in \hat{c} lies closest to the critical point, but again there are exceptions). There is also a tendency that the maximum estimated \hat{c} slightly overshoots its exact value, but since by Kac formula c is quantized to $1 - \frac{6}{m(m+1)}$ ($m = 3; 4; \dots$) in unitary models with $c < 1$ this may be possible to correct. Due to symmetry the method identifies the $c = 1$ critical line $\epsilon = 0$ exactly; however with more shallow minima in ϵ and a somewhat larger overshoot of \hat{c} .

In g. 6 we show a contour plot of a whole region, scanned for system size $N = 12$, as would have been realistic in a case where we had no a priori knowledge about the positions of the critical lines (or even their existence). Our conclusion is that such a scan locates the critical lines quite reliably; the identified critical regions could next be analyzed more carefully for larger system sizes. Since there is a crossover between $c = \frac{1}{2}$ and $c = 1$ at $(\epsilon; \gamma) = (0; 1)$, an interesting question is how well the method works near this point. We find that the minima in ϵ generally split as we approach this point, probably due to competition between the two critical lines, thus creating some ambiguity. The region of ambiguity shrinks with increasing N .

By adding another term to (5) we obtain the XYZ-model,

$$H_{XYZ} = H_{XY} + \sum_n \sum_{\alpha, \beta} X_{\alpha}^{\beta} Z_{\alpha}^{\alpha} Z_{\beta}^{\beta} \quad (6)$$

With $\epsilon = 0$ the thermodynamics of this model has been

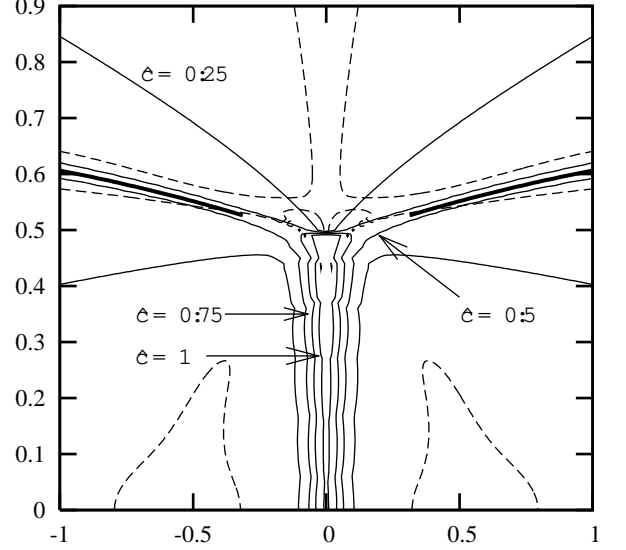


FIG. 7: The same contour plot as in Figure 6, but now for the XYZ-model with $\epsilon = \frac{1}{4}$. We see the expected critical line at $\epsilon = 0$ when $\gamma \in [0; 1]$ with central charge 1. We also see a critical line with central charge $\frac{1}{2}$ indicated with the thick lines. Here the maximum in estimated central charge coincides with a minimum in the error.

found exactly (eq. (6) then being the Hamiltonian limit of the transfer matrix of the 8-vertex model). It has a critical line given by $\epsilon = 0, \gamma \in [\frac{1}{2}; 1]$, and a central charge $c = 1$. Also in the isotropic case, $\epsilon = 0$, the thermodynamics has been solved exactly. There is a critical surface given by $\gamma \in [1; 2]$ [12].

With $\epsilon \neq 0$ the Hamiltonian (6) can no longer be transformed to a quadratic fermionic form. Thus our entanglement calculations require a more brute force calculation, starting from a $2^N \times 2^N$ Hamiltonian matrix (which can be somewhat reduced in size by utilizing all possible symmetries). Thus the required computational resources grow exponentially with N , limiting the current feasible system size to $N = 20$ at best.

We have analyzed various regions of the 3-dimensional parameter space for $N = 14$ or less, and verified that the critical regions mentioned above are reproduced correctly. In g. 7 we again show a contour plot of a whole region of the $(\epsilon; \gamma)$ -plane, scanned for system size $N = 12$ and $\epsilon = \frac{1}{4}$. Here the most interesting feature is the identification of the $c = \frac{1}{2}$ critical line, marked with thick lines in g. 7. This is a continuation of the $\epsilon = 1$ critical line of the XY-model to non-zero values of ϵ , and has to our knowledge not been identified before. In the figure we have not drawn it all the way to the point $(\epsilon; \gamma) = (0; \frac{1}{2})$. This is to indicate the computational uncertainty which arises near this point, not to indicate that the critical line

ends.

In conclusion we believe the use of entanglement provides an additional useful tool for the analysis of quantum critical phenomena, for instance with the potential to map out all critical regions of the Hamiltonian (4). The method is not limited to spin- $\frac{1}{2}$ systems or nearest-neighbour interactions, though we suspect it may work better with shorter range of interactions.

ACKNOWLEDGEMENT

We thank the Department of Physics, University of Tromsø, where this work was finalized, for its generous hospitality.

Electronic address: stein.skrovseth@ntnu.no

^y Electronic address: kare.olaussen@ntnu.no

[1] S. Sachdev, Quantum Phase Transitions (Cambridge University Press, 1999).

- [2] A.M. Polyakov, JETP Lett. 12, 381 (1970).
- [3] A.A. Belavin, A.M. Polyakov, and A.B. Zamolodchikov, J. Stat Phys 34, 763 (1984).
- [4] A.A. Belavin, A.M. Polyakov, and A.B. Zamolodchikov, Nucl. Phys. B 241, 333 (1984).
- [5] C. Holzhay, F. Larsen, and F. Wilczek, Nucl. Phys. B 424, 443 (1994).
- [6] P. Calabrese and J. Cardy, Journal of Statistical Mechanics: Theory and Experiment p. P06002 (2004), hep-th/0405152.
- [7] A. Osterloh, L. Amico, G. Falci, and R. Fazio, Nature 416, 608 (2002).
- [8] T.-C. Wei, D. Das, S. Mukhopadhyay, S. Vishveshwara, and P.M. Goldbart (2004), quant-ph/0405162.
- [9] G. Vidal, J. I. Latorre, E. Rico, and A. Kitaev, Phys. Rev. Lett. 90, 227902 (2002), quant-ph/0211074.
- [10] By critical parameters we mean parameter values corresponding to critical points in the thermodynamic limit.
- [11] With a periodic chain this must be carried out separately in each eigenspace of the operator $Q_{n=0}^{N-1} z_n$.
- [12] There are of course many more critical regions in the 3-dimensional parameter space, related to those mentioned by permutation and other symmetries.