

# Factorization Properties in the 3D Edwards-Anderson Model

Pierluigi Contucci\*

*Dipartimento di Matematica, Università di Bologna  
Piazza di Porta S. Donato 5, 40127 Bologna, Italy*

Cristian Giardinà†

*EURANDOM  
P.O. Box 513 - 5600 MB Eindhoven, The Netherlands*

Starting from the study of a linear combination of multi-overlaps which can be rigorously shown to vanish for large systems we numerically analyze the factorization properties of the link-overlaps multi-distribution for the 3D Gaussian Edward-Anderson spin-glass model. We find evidence of a pure factorization law for the multi-correlation functions. For instance the quantity

$$\frac{\langle Q_{12}^2 \rangle - \langle Q_{12} Q_{34} \rangle}{\langle Q_{12}^2 \rangle}$$

tends to zero at increasing volumes. We also perform the same analysis for the standard overlap for which instead the lack of factorization persists increasing the size of the system. The necessity of a better understanding of the mutual relation between the two overlaps is pointed out.

PACS numbers: 05.50.+q, 75.50.Lk

The structure of the low temperature phase for the finite dimensional spin glass is among the most interesting and yet unsettled problems in condensed matter. After more than thirty years its main issues remain unsolved not only from the mathematically rigorous point of view but also within the theoretical physics perspective. In particular it is not clear what is the quenched probability distribution of the spin-overlap for large systems and low temperatures and different pictures have been proposed: the Replica Symmetry Breaking [1] which describes the distribution similarly to the mean field one, the Droplet picture [2] which claims that the support of the distribution shrinks to a point (becomes trivial) when the system size grows to infinity (see also [3, 4, 5] for other possible pictures and different perspectives).

In this paper we investigate the structure of the multi-distribution of the overlaps among replicated samples of the Edwards-Anderson (EA) model with Gaussian nearest neighbor couplings. The spin glass quenched measure is indeed described (see [6, 11] for instance) by an infinite family of probability distributions which represent its equilibrium state: the distribution of the single overlap  $P(Q_{1,2})$  related to the internal energy of the system but also those involving more than two replicas like  $P(Q_{1,2}, Q_{1,3})$ ,  $P(Q_{1,2}, Q_{3,4})$  related to the specific heat etc. Since in the quenched measure the different copies are taken with the same frozen disorder the random variables  $Q_{l,m}$  are not independent and their joint distribution does not factorize on products of the single one at finite volumes:  $P(Q_{1,2}, Q_{1,3}) \neq P(Q_{1,2})P(Q_{1,3})$ .

With this work we address precisely the question if

such a factorization may occur when the thermodynamic limit is reached and we find strong numerical evidence for a positive answer in the link overlap case and a negative one for the standard overlap.

Previous studies on the model [4, 5] have concentrated their attention on the single overlap distribution and claims were made about its triviality (for different perspectives see also [14, 17, 18]). We independently reproduced those numerical results and extended them to larger sizes (up to  $L = 12$ ). In our opinion they cannot distinguish among the trivial or non-trivial picture. In particular the data for the link overlap do not rule out a limiting distribution with two peaks and a plateau among them. That fact together with a complete lack of rigorous results make the factorization properties of the multi-overlaps a completely open matter and motivate our investigation.

Our departing point are the factorization rules found for the Edwards-Anderson model in terms of its link-overlap. In a box of side  $L$  the *link overlap* between two spin configuration  $\sigma$  and  $\tau$  is defined as

$$Q_L(\sigma, \tau) = \frac{1}{3L^3} \sum_{(i,j)} \sigma_i \sigma_j \tau_i \tau_j \quad (1)$$

where the sum runs over all couples of sites which are connected by a random bond (usually the nearest neighbor sites). In [6] and [7] it was rigorously proved that when the size of the system grows to infinity the linear combination

$$\langle Q_{1,2}^2 - 4Q_{1,2}Q_{2,3} + 3Q_{1,2}Q_{3,4} \rangle \quad (2)$$

is vanishing except possibly on isolated temperatures where phase transitions may occur. Here the brackets denote the quenched measure (i.e. the successive computation of the expectation w.r.t. the Boltzmann-Gibbs

\*Electronic address: contucci@dm.unibo.it

†Electronic address: giardina@eurandom.tue.nl

$L$	Therm.	Equil.	Samples	$N_\beta$	$\delta T$	$T_{min}$	$T_{max}$
3	50000	50000	2048	19	0.1	0.5	2.3
4	50000	50000	2048	19	0.1	0.5	2.3
6	50000	50000	2048	19	0.1	0.5	2.3
8	50000	50000	2680	19	0.1	0.5	2.3
10	70000	70000	2050	37	0.05	0.5	2.3
12	70000	70000	2032	37	0.05	0.5	2.3

TABLE I: Parameters of the simulations: system size, number of sweeps used for thermalization, number of sweeps during which observables were measured, number of disorder samples, number of  $\beta$  values allowed in the parallel tempering procedure, temperature increment, minimum and maximum temperature values.

measure on replicated samples followed by the average over the Gaussian disorder) and the subscripts on the  $Q$ 's label the different real replicas.

The same relation (2) was originally found to hold for the square of the *standard overlap*

$$q_L^2(\sigma, \tau) = \left( \frac{1}{L^3} \sum_i \sigma_i \tau_i \right)^2 \quad (3)$$

in the SK model within the RSB picture and related to a property of *replica equivalence* [9, 10]. See also [7, 11, 12] for its rigorous derivations.

Although the vanishing of (2) emerged first in the mean field picture its validity alone cannot distinguish between the different scenarios proposed (see the discussion in [6]). In particular it cannot distinguish between the peculiar ultrametric factorization rule like the one proposed for the SK model or a pure factorization rule of the multi-overlap distributions.

In order to test the factorization properties we chose to consider generic linear combinations of the above monomials with coefficients whose sum is zero:

$$g(\alpha) = \langle Q_{1,2}^2 - \alpha Q_{1,2} Q_{2,3} + (\alpha - 1) Q_{1,2} Q_{3,4} \rangle . \quad (4)$$

From [7] we know that the former expression is close to zero in  $\alpha = 4$  with finite volume correction of size  $L^{-3}$ . Away from  $\alpha = 4$  a link-overlap multi-distribution with a pure factorization law between replicas would predict a progressive squeezing to zero (at increasing volumes) of the line  $g(\alpha)$  for all  $\alpha$ . Instead a non-factorizing link-overlaps distribution would be compatible with the persistence away from zero of the line angular coefficient

$$m = \langle Q_{1,2} Q_{3,4} - Q_{1,2} Q_{2,3} \rangle \quad (5)$$

and intercept

$$n = \langle Q_{1,2}^2 - Q_{1,2} Q_{3,4} \rangle . \quad (6)$$

We performed the analysis for both the standard overlap and for the link overlap. Before going to the detailed

descriptions of the model and the illustration of the results it is worth to mention the different roles played by the two. The standard overlap is historically the first proposed observable in the study of the spin glass phase being directly related to the original Edwards-Anderson order parameter. Its widespread use is moreover due also to the fact that in the SK model its distribution carries the whole information of the thermodynamic properties. Undoubtedly it is a very interesting quantity to be studied for the low temperature phase of general disordered spin systems; nevertheless we want to point out that each spin glass model has its own natural observable which, in a Gaussian model, is given by the covariance of its Hamiltonian. An easy computation [6] shows that in the EA model such a covariance is the link-overlap in terms of which all the thermal observable can be expressed like internal energy, specific heat etc, and rigorous results can be established like stochastic stability [7, 9]; see also [15] for its use in rigorous results from a different perspective. It is also interesting to observe that the standard overlap between two spin configuration changes proportionally to the volume of the different spins in the two configurations; instead the link overlap changes like the surface.

Recalling the basic definitions: we consider the Gaussian Edward-Anderson model [19], defined by the Hamiltonian

$$H(J, \sigma) = - \sum_{i \in \Lambda} \sum_{\mu=x,y,z} J_{i,i+e_\mu} \sigma_i \sigma_{i+e_\mu} \quad (7)$$

where  $i$  is a site of a 3-dimensional cubic lattice  $\Lambda$  ( $|\Lambda| = L^3$ ),  $e_\mu$  is the versor in the  $\mu$  direction (with  $\mu = x, y, z$ ),  $\sigma_i = \pm 1$  are Ising spin variables and  $J_{i,i+e_\mu}$  are Gaussian random variables with zero average and unit variance.

We performed numerical simulations by using the Parallel Tempering (PT) algorithm to facilitate equilibration. We used periodic boundary conditions and investigated lattice sizes up to  $L = 12$ . For every size we simulated at least 2032 realizations of the couplings. Other parameters of the simulations are reported in Table (I). The allowed temperature range (assuming  $T_c \simeq 1$ ) was approximately  $0.5T_c < T < 2.3T_c$  and we used up to 37 temperatures in the PT procedure. We tested thermalization by checking the symmetry of the probability distribution for the standard overlap under the transformation  $q \rightarrow -q$ .

If not otherwise stated in the sequel we always plot the same quantities relative to the two overlap with the same scale on the  $y$ -axis, in order to let better appreciate analogies and differences between the two.

Fig. (1) shows the plot of relation in Eq. (2) as a function of the temperature; we see on the left side that the vanishing of the linear combination is well reproduced by numerical simulation for the link overlap (even for the small size  $L = 4$  the finite size correction is less than  $5 \cdot 10^{-3}$ ). It is interesting to see that also for the squared standard overlap (right side) the relation is satisfied (in agreement with [13]), even if there are no rigorous argu-

ment which support it. We notice moreover that finite size corrections are larger than those for the link overlap.

In Fig. (2) we show the different lines  $g(\alpha)$  as the volume increases. For all the sizes the relation is close to zero for  $\alpha = 4$ . When the system size increases we observe that the lines tend to flatten, which is a possible signal of triviality. We may observe that the flattening is much more evident for the link overlap compared to the standard overlap.

To investigate further the factorization and triviality matter, we measure the angular coefficient (5) and the intercept (6) and see how they scale w.r.t. to the system size  $L$ . We find that both have some tendency to decrease and we fit the data with a law of the type  $y = a + c \cdot L^\delta$  for different values of  $a$  and measuring the relative chi-square. We find that the minimum chi-square for the angular coefficient and intercept relative to the link-overlap is reached for  $a = 0$  which supports the factorizing picture. More precisely the data gives a normalized  $\chi^2 = 1.5$  for  $a = 0$  and the  $\chi^2$  value is increasing with  $a$ , being already of  $\mathcal{O}(10)$  for  $a = 0.001$ . On the other hand the same analysis for the standard overlap showed that the chi-square is basically constant for all values of  $a$  close to zero. It has a normalized  $\chi^2 = \mathcal{O}(1)$  for all values in the interval  $[0, 0.001]$ . These results suggests that the data we found for the standard overlap do not allow to distinguish among a factorizing picture ( $a = 0$  in the thermodynamic limit) and a non-factorizing ( $a \neq 0$ ).

Finally we analyzed the normalized angular coefficient  $m^* = m / \langle Q_{12}^2 \rangle$  and intercept  $n^* = n / \langle Q_{12}^2 \rangle$  which are adimensional quantities normalized with their typical values (they are slightly different for the two overlaps). The data reported in log-log scale in Fig.(3) show a clear factorization tendency for the link overlap multi-distribution while the standard overlap seem to lack the same property. The chi-square analysis confirms all that. This works shows that, within the current reachable lat-

tice sizes, the multi distribution for the link overlap obeys to a pure factorization law while the standard overlap lacks the same property. A similar factorization has a very clear meaning: the random variables  $Q_{l,m}$  become independent in the infinite volume limit with respect to the quenched measure. This fact is certainly a form of triviality and is observed for instance in the Curie-Weiss model where the spin variables  $\sigma_i \sigma_j$  become independent in the infinite volume limit with respect to the Boltzmann measure (see [8]). We want to stress nevertheless that the factorization triviality that we found is compatible with both the usual trivial or nontrivial pictures because it doesn't imply anything on the single overlap distribution but only on the multi overlap ones.

We observe, finally, that the different behavior of the two overlaps requires a better understanding of their relative fluctuations: does the standard overlap distribution concentrate at fixed link overlap? And if it does is the functional relation among the two a one-to-one function? The two questions can be trivially answered in the SK model where the link overlap is the square power of the standard overlap. In a finite dimensional model like EA the relation among the two is much more involved and the problem of their relative fluctuation has been numerically addressed in [18] at  $T = 0$  and more recently in [16] for a model with soft constraints. Their results point to the direction of a vanishing relative fluctuation. The results we found on this paper would be compatible either with a non vanishing relative fluctuation or with a multivalued functional relation among the two random variables that could account for the difference in factorization behavior. We plan to investigate further those two open questions both numerically and analytically. [20]

We thank S. Graffi, F. Guerra, E. Marinari, C. Newman, M. Palassini, G. Parisi, F. Ricci-Tersenghi, D. Sherrington, N. Sourlas, D. Stein and F. Unguendoli for interesting discussions.

- 
- [1] M. Mezard, G. Parisi and M.A. Virasoro, Spin Glass theory and beyond, World Scien. (1987)
  - [2] D.S. Fisher, D.H. Huse, Phys. Rev. Lett., **56**, 1601 (1986)
  - [3] C. M. Newman, D. L. Stein, Phys. Rev. Lett. **76**, 4821 (1996)
  - [4] F. Krzakala, O.C. Martin, Phys. Rev. Lett. **85**, 3013 (2000)
  - [5] M. Palassini, A.P. Young, Phys. Rev. Lett. **85**, 3017 (2000)
  - [6] P. Contucci, Jour. Phys. A: Math. Gen. **36**, 10961 (2003)
  - [7] P. Contucci and C. Giardinà, "Spin-glass stochastic stability: a rigorous proof" math-ph/0408002, to appear in Annal. Henri Poinc. (2005)
  - [8] P. Contucci, S. Graffi and S. Isola, Jou. Stat. Phys., Vol. 106, N. 5/6, 895-914 (2002)
  - [9] M. Aizenman, P. Contucci, Jou. Stat. Phys., Vol. 92, N. 5/6, 765-783, (1998).
  - [10] G. Parisi, Int. Jour. Mod. Phys. B **18**, 733 (2004)
  - [11] F. Guerra, Int. Jour. Mod. Phys. B **10**, 1675 (1996)
  - [12] S. Ghirlanda and F. Guerra, Jour. Phys. A: Math. Gen. **31**, 9149 (1998)
  - [13] E. Marinari, G. Parisi, F. Ricci-Tersenghi, J. Ruiz-Lorenzo and F. Zuliani, Jour. Stat. Phys. **98** 973 (2000)
  - [14] C. M. Newman, D. L. Stein, Phys. Rev. Lett. **87**, 077201-1 (2001)
  - [15] C. M. Newman, D. L. Stein, cond-mat/0503344
  - [16] N. Sourlas, Phys. Rev. Lett. **94** 070601 (2005)
  - [17] E. Marinari and G. Parisi Phys. Rev. Lett. **85**, 3332 (2000)
  - [18] E. Marinari, G. Parisi, Phys. Rev. Lett. **86** 3887 (2001)
  - [19] S.F. Edwards, P.W. Anderson, J. Phys. F. Vol. 5, May (1975)
  - [20] After the first appearance of this work in the arxiv (March 7th 2005) Giorgio Parisi suggested to us to investigate a different normalization of the parameters  $n$  and  $m$  with the variance of the distribution at the denominator, we will denote them  $n_P$  and  $m_P$ . We extended his suggestions to all the second order quantities. Some

results are shown in Fig.(4). What we observe is the remarkable coincidence of the  $n_P$  and  $m_P$  for the two different overlaps. Introducing the correlation coefficient  $\rho$  and observing that  $n_P = 1 - \rho$  the identical behavior of  $\rho$  for the two overlaps suggests a high mutual correlation among them. The fact that  $\rho$  stays basically constant in the observed volume range does not give much informa-

tion on the factorization of the multi overlap because it may happen that the variance at the denominator shrinks to zero like the covariance at the numerator. Instead the coefficient  $k$  normalized with the second order moment shows the same behavior of  $m^*$  and  $n^*$  and confirms our conclusions.

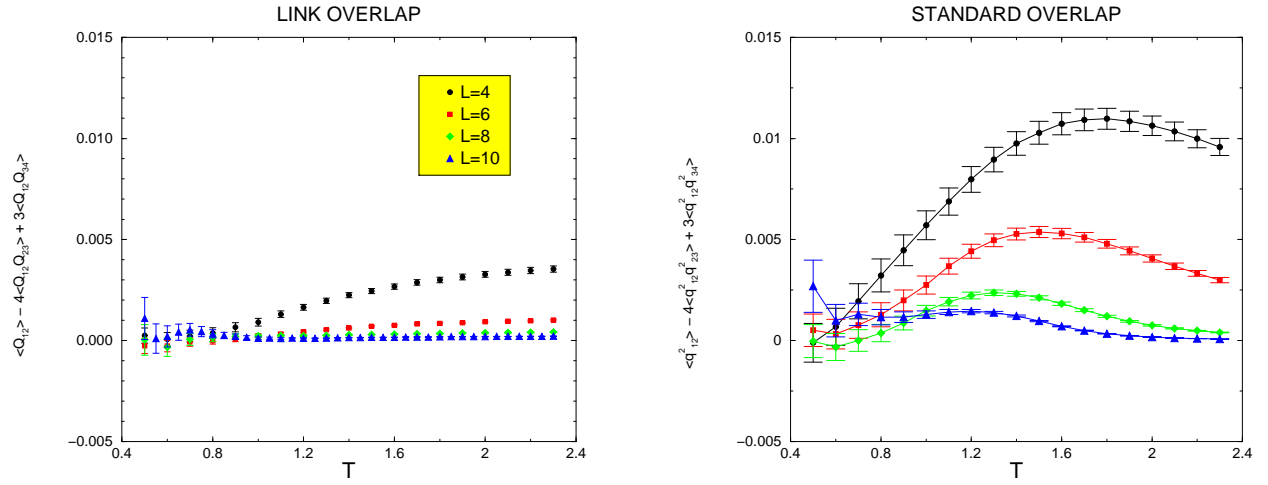


FIG. 1: Plot of relation (2) as a function of the temperature for different system sizes (see the legend). On the left data for the link overlap, on the right data for the standard overlap.

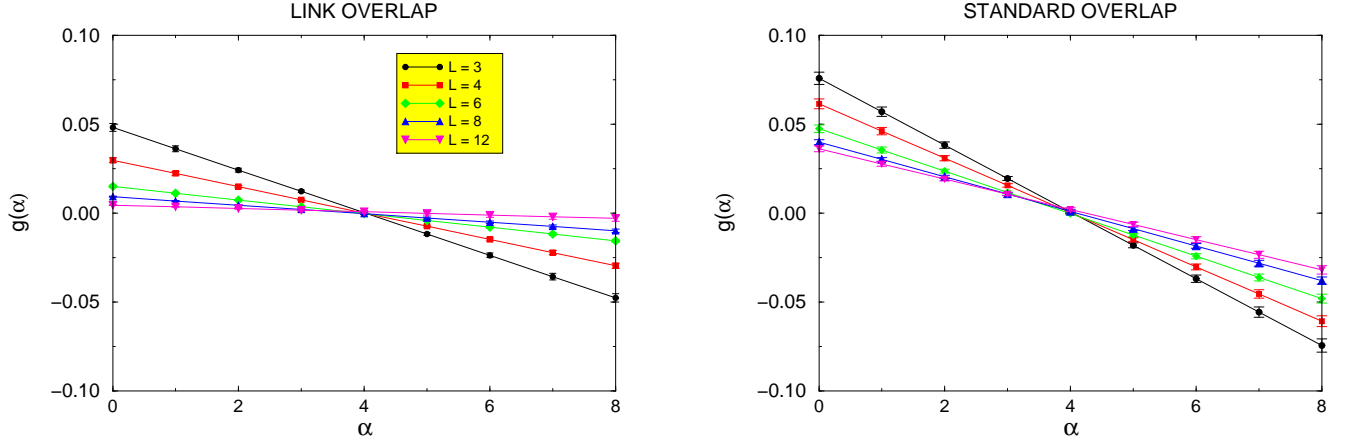


FIG. 2: Plot of the function  $g(\alpha)$  versus  $\alpha$  for the fixed temperature  $T = 0.6$ : link overlap(left), standard overlap (right).

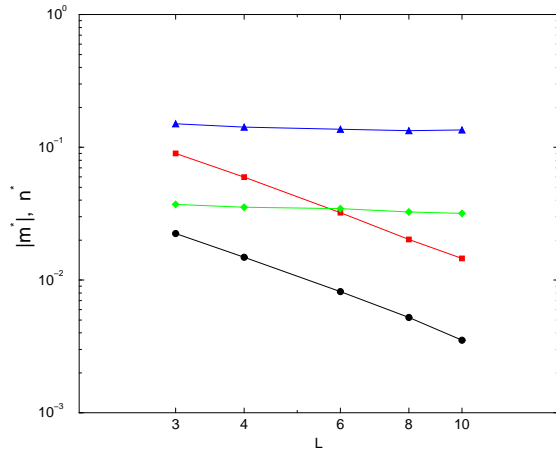


FIG. 3: The absolute value of the normalized angular coefficient  $m^*$  (black circles for the link overlap, green diamond for standard overlap) and intercept  $n^*$  (red squares for the link overlap, blue triangles for the standard overlap) versus the lattice size  $L$ . The temperature is  $T = 0.6$ . Lines are guide to the eyes.

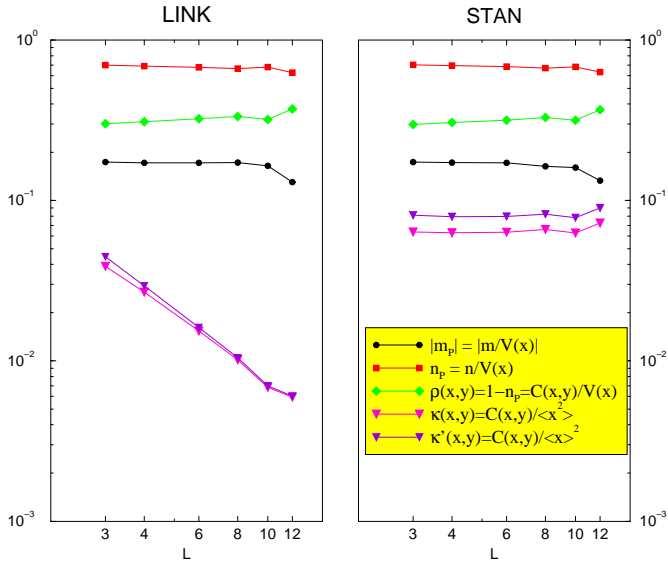


FIG. 4: A different normalization of the data (see the legend). Here  $x = Q_{12}$ ,  $y = Q_{34}$  (left panel) and  $x = q_{12}^2$ ,  $y = q_{34}^2$ , (right panel),  $V(x) = \langle x^2 \rangle - \langle x \rangle^2 = V(y)$  denotes the variance and  $C(x, y) = \langle xy \rangle - \langle x \rangle \langle y \rangle$  denotes the covariance.