

Thermodynamic basis of the concept of "recombination resistances"

M. Salis(*), P. C. Ricci and F. Raga

Dipartimento di Fisica - Università di Cagliari

*INFN- UdR Cagliari Cittadella Universitaria , 09042 Monserrato-Cagliari ,
Italy*

The concept of "recombination resistance" introduced by Shockley and Read (Phys. Rev. **87**, 835 (1952)) is discussed within the framework of the thermodynamics of irreversible processes ruled by the principle of the minimum rate of entropy production. It is shown that the affinities of recombination processes represent "voltages" in a thermodynamic Ohm-like law where the net rates of recombinations represent the "currents". The quantities thus found allow for the definition of the "dissipated power" which is to be related to the rate of entropy production of the recombination processes dealt with.

PACS numbers: 05.70.Ln; 72.20.Jv; 82.20 M

I. INTRODUCTION

Crystal defects are physical entities of primary importance in solid state physics. Owing to the breaking of translational symmetry, they originate localized levels capable of trapping electrons or holes. On this ground, the physical properties of materials such as semiconductors can be modified by suitable doping determining the sign of majority carriers. Impurity or intrinsic defects may originate localized levels allowing recombinations of electron-hole pairs injected into bands by some excitation mechanism, thus affecting the lifetime of free carriers. The content of intrinsic defects at (lattice) equilibrium is ruled by general laws¹. But in reality it strongly depends on the history of the sample dealt with. Depending on the nature of the defects, three basic schemes are to be considered. They are: the Shon Klasens (SK) scheme, in which a conduction band electron recombines with a hole kept in a localized level, the opposite Lamb-Klick (LK) scheme, in which a valence band hole recombines with a localized electron, and the Prener Williams scheme, in which both electron and hole are localized within a two level center².

At equilibrium, the occupation of electron (hole) levels is ruled by the Fermi-Dirac distribution $f_n(E)$ ($f_p(E) = 1 - f_n(E)$), that is, $f_n(E) = 1 / \{1 + \exp [(E - E_F) / kT]\}$ where E and E_F stand for the actual and the Fermi levels. The equilibrium densities of conduction band electrons and valence band holes are³ $\bar{n} = N_n \exp [(E_F - E_C) / kT]$ and $\bar{p} = N_p \exp [(E_V - E_F) / kT]$, respectively, where E_C and E_V are the energy levels of the bottom of the conduction band and of the top of the valence band, respectively, $N_n = 2 (2\pi m_e kT / h^2)^{3/2}$

and $N_p = 2(2\pi m_p kT/h^2)^{3/2}$, m_e and m_p the electron and hole effective masses, respectively. It is to be pointed out that distinction between electron and hole traps is considered for convenience since only the capture cross section determines the trapping properties. Often, in the physics of semiconductors a hole trap is presented as a deep electron level, while a hole trapping level is presented as an acceptor level. In the physics of ionic crystals it is usual to define the trapping properties by means of the defect-charge states. Thus, negative charge-defects are traps for holes (positive carriers). On the contrary, positive-charge defects are traps for electrons (negative carriers). But there are cases where these rules do not hold (for example, the U^- centres)⁴. Also the distinction of carrier capture for trapping or recombination may be considered as conventional, since in both cases we are dealing with changes in level occupancies. Thus, for a general discussion about capture processes it is convenient to follow the model of trap classifications used by Simmons and Taylor (ST)⁵: *"when a trap is empty it is ready to receive an electron, and thus it is operating as an electron trap. When the trap contains an electron, it is ready to receive a hole, and hence is a hole trap. (We are assuming that the traps are monovalent.) It is convenient to assume that the traps existing below the equilibrium Fermi level are neutral when filled with an electron and that the traps positioned above the equilibrium Fermi level are neutral when empty. (...) Thus a trap positioned above the equilibrium Fermi level is neutral when acting as an electron trap and negatively charged when acting as a hole trap. On the other hand, a trap positioned below the equilibrium Fermi levels is neutral when acting as a hole trap and positively charged when acting as an electron trap."*

Departure from equilibrium can be obtained by different excitation sources. In this paper, we are considering ionizing photons causing band-to-band transitions. As the excitation source is turned on, carriers injected into the conduction and valence bands are drawn by the several processes occurring in the material, including trapping in metastable levels. The latter process allows crystals to attain excited states which can be held after the excitation source is turned off. In this case, the fundamental state can be reached by thermally stimulated processes⁶. Under steady excitation, the population of electron- or hole-levels attain a steady distribution after a time which, in some cases, may be very long⁷. The statistic of occupancy of the traps may be obtained from two different points of view. The first of these, which was used by Shokley and Read (SR)⁸, considers the rate equations for the conduction and valence bands. The second, which was used by ST⁵, considers the rate equations for a particular trapping centre. In the non-degenerate case, both these approaches lead to an occupation $f(E)$ of trap levels with energy E and density $N_t(E)$ which is given by

$$f(E) = \frac{c_n n + c_p N_p \exp[(E_V - E)/kT]}{c_n \{n + N_n \exp[(E - E_C)/kT]\} + c_p \{p + N_p \exp[(E_V - E)/kT]\}} \quad (1)$$

where c_n and c_p stand for the electron and hole capture probabilities, respec-

tively. The basic assumption of the two approaches is that, at the steady state, the population of electron- or hole-levels can be described by means of a Fermi-Dirac-like function with suitable quasi-Fermi levels (QFL). For free carriers it was found that

$$\frac{np}{\bar{n}\bar{p}} = \exp[(F_n - F_p)/kT] \quad (2)$$

where F_n and F_p stand for QFLs of free electrons and holes, respectively.

QFLs play a role in the rate of recombination processes. A suggestive idea introduced by SR considers the recombination rate at the steady state as a current passing through a resistance, called a "recombination resistance" (RR), depending on the kinetic parameters of the process dealt with. In the simplest cases, recombinations follow from two capture processes, that is, hole and electron capture, so that two resistances are to be considered, that is, near equilibrium

$$R_n = kT/\bar{n}\bar{p}_t c_n \quad (3)$$

for electron capture and

$$R_p = kT/\bar{p}\bar{n}_t c_p \quad (4)$$

for hole capture, $\bar{n}_t = f_t N_t$ and $\bar{p}_t = (1 - f_t) N_t$ standing for the equilibrium densities of trapped electrons and holes, respectively, and f_t for the level occupancy as given by the Fermi-Dirac function. By presenting QFLs as "voltages", SR proved that in the near-equilibrium approximation the above resistance definitions allow for the equation

$$v(R_n + R_p) = F_n - F_p \quad (5)$$

which has the formal structure of Ohm's law. SR also derived an equation for the lifetime of free carriers, that is, $\tau = \bar{n}\bar{p}R/kT(\bar{n} + \bar{p})$ where $R = R_n + R_p$. About this point they concluded that "the effect of a number of different sorts of traps may be considered on the same basis. For each variety, the recombination is represented by a pair of resistances in series and these series pairs are combined in parallel for the entire system".

At the level of the SR treatment we cannot immediately give a thermodynamic meaning to the product vR^2 which, in the theory of electricity, corresponds to the dissipated electrical power. In all probability, for this reason the concept of RR has remained an unexplored minor outcome of the SR statistics although sometimes it is recalled in papers devoted to studies on the kinetics of electronic processes in semiconductor based devices⁹. The scope of this paper is thus to investigate the recombination processes at the steady state from the general point of view of the thermodynamics of non-equilibrium. To this purpose, we remain in the range of linear irreversible processes, where it is possible to apply successfully the principle of minimum rate of entropy production (MREP). This approach resembles the one used (for a different scope) by V. Maxia¹⁰. The goal of this paper is to give a thermodynamic basis to the concept of RR.

It is shown that affinities are more suitable to represent "voltages" than QFLs. What is better, it is shown that the analogue of "dissipated power" is closely related to the rate of entropy production of processes dealt with. Thus, the paper is structured as follows. In Section II, basic concepts of non-equilibrium thermodynamics as well as the MREP principle are recalled. A suitable variational calculus based on the MREP principle is presented. In Section III, the results thus obtained are applied to typical recombination processes. Final remarks are given in Section IV.

II. THERMODYNAMICS OF THE NEAR-EQUILIBRIUM STEADY STATE

A. Theory

Non-equilibrium thermodynamics lacks a constructive criterion such as the one given by maximum entropy for the equilibrium state. The latter provides a starting point for the application of statistical mechanics and thermodynamics. However, non-equilibrium thermodynamics shows that states having minimum entropy production compatible with the system constraints are stationary states¹¹. In reality, this property characterizes the case of linear flux laws with constant phenomenological coefficients. Nevertheless, MREP allows for many non-equilibrium physical processes to be considered within a general framework¹¹. Given the importance of this matter, it is convenient to recall some essential aspects of the non-equilibrium theory, leaving details to the dedicated treatises¹².

The basic equation of non-equilibrium thermodynamics is derived from the one by Gibbs. In general, the entropy change of a system can be written as

$$dS = d_e S + d_i S \quad (6)$$

where $d_e S$ is due to interaction with the system surroundings (actually, we are dealing with a closed system) and $d_i S$ is the entropy production due to internal change of the system. In the case that internal changes are due only to chemical reactions, the entropy production term can be written as¹¹

$$d_i S = -\frac{1}{T} \sum_{k=1}^c \mu_k dn_k \quad (7)$$

where μ_k is the chemical potential of the k -component of a mixture containing c chemical species and dn_k is the corresponding molar change. For the ideal system $\mu_k = \zeta_k + RT \ln N_k$ where ζ_k is a quantity independent of actual composition and N_k is the molar fraction of the k -component. If the system holds r chemical reactions, the molar change of the k -component can be

written as $dn_k = \sum_{l=1}^r \nu_{kl} d\xi_l$ where ν_{kl} is the stoichiometric coefficient of the k -component in the l -reaction which shows a "displacement" $d\xi_l$. Thus, the entropy production can also be written as

$$d_i S = -\frac{1}{T} \sum_{kl} \mu_k \nu_{kl} d\xi_l = \frac{1}{T} \sum_l \Gamma_l d\xi_l \quad (8)$$

where $\Gamma_l = -\sum_k \mu_k \nu_{kl} = -\sum_k \nu_{kl} \zeta_k - RT \sum_k \ln N_k^{\nu_{kl}}$ is the chemical affinity of the l -reaction. At equilibrium the affinities vanish, so that $\sum_k \nu_{kl} \zeta_k = -RT \sum_k \ln \bar{N}_k^{\nu_{kl}}$. Thus, affinities can also be written as $\Gamma_l = -RT \ln \Pi_k (n_k/\bar{n}_k)^{\nu_{kl}}$. If at any instant the entropy changes as a function of chemical composition as well as other quantities characterizing the system, it is possible to write an equation for the rate of entropy production, that is, $dS/dt = d_e S/dt + d_i S/dt$, where

$$\frac{d_i S}{dt} = \frac{1}{T} \sum_l \Gamma_l v_l, \quad (9)$$

$v_l = d\xi_l/dt$ standing for the flux or velocity of the l -reaction. It is assumed that near equilibrium fluxes are linear with respect to the affinities, that is, $v_l = \sum_m L_{lm} \Gamma_m$ where L_{lm} are called the phenomenological coefficients¹¹. As shown by Onsager¹³, based on the time reversal invariance of (microscopic) mechanical laws, the phenomenological coefficients form a symmetric matrix, that is $L_{lm} = L_{ml}$. It is to be pointed out that the criterion for sign assignments to stoichiometric coefficients is quite arbitrary. However, whatever the choice, if no external forces cause internal change, $d_i S/dt \geq 0$ holds.

B. The variational calculus

The separation of entropy contributions given in eq. (6) may cause some problems of interpretation when the interaction with photons is considered. Classically speaking, the interaction with the e.m. field changes the density of internal energy with a rate given by the product $\vec{E} \cdot \vec{j}$ where \vec{E} stand for the strength of electric field and \vec{j} for the vector of current density. Thus, a field releasing its energy to (emitted from) the system increases (decreases) the internal energy and thus the entropy. If configurational or chemical changes of the system are involved, the picture is slightly more complex. Actually, the e.m. field, which causes departure of the chemical reactions from equilibrium, reduces the entropy. A sequence of reactions brings the system to equilibrium, thus producing positive entropy. At the end of the process, the net change of chemical entropy is null. But reactions may produce heat and photons which alter the internal energy and thus the system entropy. Thus chemical reactions behave like a machine converting the absorbed photons to heat (and photons with lesser energies). About the entropy balance, further considerations will be

advanced in the Sec. IV. Now it appears convenient to write the rate of internal entropy production $d_i S/dt$ as the sum of two contributions, that is,

$$\frac{d_i S}{dt} = \sigma_{ext} + \sigma_{int} \quad (10)$$

where σ_{ext} means the change of internal entropy due to external force and σ_{int} that due to the internal forces, that is, those bringing the system to equilibrium. The definitions of these two terms are to be searched for by means of the composition changes induced by absorbed photons, that is,

$$dn_k = c_k \Phi dt + \sum_{l=1}^r \nu_{kl} d\xi_l \quad (11)$$

where Φ stands for the flux of the whole absorbed photons (in suitable units) and c_k for the fraction of photon flux inducing molar change of the k-component. It follows from eqs (8) and (11) that

$$\frac{d_i S}{dt} = -\frac{1}{T} \Phi \Gamma_\Phi + \frac{1}{T} \sum_l \Gamma_l v_l \quad (12)$$

where $\Gamma_\Phi = \sum_k c_k \mu_k$ in the following will be referred to as external affinity or "force"¹¹. We define

$$\sigma_{ext} = -\frac{1}{T} \Phi \Gamma_\Phi \quad \sigma_{int} = \frac{1}{T} \sum_l \Gamma_l v_l. \quad (13)$$

The equation (12) can be generalized to include more independent sets of chemical reactions by adding further index labelling reaction sets, that is,

$$\sigma_{int} = \frac{1}{T} \sum_{\gamma l} \Gamma_{\gamma l} v_{\gamma l}. \quad (14)$$

Variational procedures allowing for the MREP must account for the constraints that keep the system from equilibrium. These can be formalized by means of relations among affinities which are to be inserted in a Lagrange minimization procedure, where the affinities are the functional variables. We will see in Sec. 3 that the constraints have the form

$$\Gamma_\Phi - \sum_j \Gamma_{\gamma j} = 0 \quad \gamma = 1, \dots, r. \quad (15)$$

It is to be remarked that minimization concerns only σ_{int} , that is, only the internal processes bringing the system to equilibrium. However, to get a complete definition of the steady state, it is convenient to apply the minimization procedure to the function

$$\Omega = 2\sigma_{ext} + \sigma_{int} + \frac{1}{T} \sum_\gamma \lambda_\gamma \left(\Gamma_\Phi - \sum_j \Gamma_{\gamma j} \right), \quad (16)$$

by including Γ_Φ among the functional variables. Factor 2 takes into account that σ_{int} is a quadratic form on the affinities (this procedure is substantially different from that used in ref. [10]). As a result, it is obtained that $\Phi = \sum_\gamma \lambda_\gamma/2$ and $v_\gamma \equiv v_{\gamma l} = \lambda_\gamma/2$ $l = 1, \dots, r$, that is, $\Phi = \sum_\gamma v_\gamma$. Thus, at the steady state the fluxes within a reaction set are the same for all reactions and the whole flux of reaction sets is equal to the flux of absorbed photons.

In this paper we are concerned with reactions allowing for a diagonal Onsager's matrix (see also appendix A). The diagonal Onsager's matrix is peculiar to reactions that do not show interference effects so that¹¹

$$v_{\gamma l} = L_{\gamma l} \Gamma_{\gamma l} \quad l = 1, \dots, c. \quad (17)$$

Thus, by taking into account eq. (15) it follows

$$v_\gamma = \frac{\Gamma_\Phi}{\sum_j 1/L_{\gamma j}}. \quad (18)$$

Note that, at the steady state, flux is independent of the reaction index but depends only on the reaction-set index. The reaction affinity is related to the external force by the equation

$$\Gamma_{\gamma l} = \Gamma_\Phi \frac{1/L_{\gamma l}}{\sum_j 1/L_{\gamma j}}. \quad (19)$$

Now, by defining the RRs as

$$R_{\gamma l} = 1/L_{\gamma l}, \quad (20)$$

we are able to describe a set of chemical reactions, activated by the photon flux with external force Γ_Φ , as a current v_γ passing through a series of resistances $R_{\gamma j}$ to which is applied a voltage Γ_Φ . Thus, the drop in voltage on the resistance $R_{\gamma j}$, that is, $\Gamma_{\gamma l} = R_{\gamma j} v_\gamma$, can be calculated by means of eq. (19) which gives the voltage partition, that is,

$$\Gamma_{\gamma l} = \frac{R_{\gamma l}}{\sum_j R_{\gamma j}} \Gamma_\Phi. \quad (21)$$

Finally, for full correspondence to Ohm's law we must give a meaning to the Joule equation for the dissipated power, that is,

$$W_\gamma = \Gamma_\Phi v_\gamma = v_\gamma \sum_j \Gamma_{\gamma j} = T \sigma_{int} \quad (22)$$

which corresponds to the rate of entropy production of the γ -reaction set multiplied by temperature. This has an evident meaning: as the electrical work dissipate the electric potential energy by producing heat, the chemical reactions dissipate the stored chemical energy by producing entropy (in general there is production of heat and photons).

Variational calculus can be addressed to obtain information about the distribution of reaction fluxes. To this end we should minimize σ_{int} with respect to the fluxes by putting $v_{\gamma l} = v_{\gamma}$ $l = 1, 2, \dots, c$, $\Gamma_{\gamma l} = v_{\gamma l}/L_{\gamma l} = v_{\gamma}/L_{\gamma l}$ $\gamma = 1, 2, \dots, r$ and $\Phi - \sum_{\gamma} v_{\gamma} = 0$. Minimization is to be applied to the function

$$\Omega^* = 2\sigma_{ext} + \sigma_{int} + \frac{\chi}{T} \left(\Phi - \sum_{\gamma} v_{\gamma} \right), \quad (23)$$

that is, explicitly,

$$\Omega^* = -\frac{2}{T}\Phi\Gamma_{\Phi} + \frac{1}{T} \sum_{\gamma} v_{\gamma}^2 \sum_l \frac{1}{L_{\gamma l}} + \frac{\chi}{T} \left(\Phi - \sum_{\gamma} v_{\gamma} \right) \quad (24)$$

where Φ is to be included among the functional variables. By defining the equivalent phenomenological coefficient of the γ -reaction set as

$$L_{\gamma EQ} = 1 / \sum_l \frac{1}{L_{\gamma l}} \quad (25)$$

it is obtained from the variational calculus that $\Gamma_{\Phi} = \chi/2$ and $v_{\gamma} = L_{\gamma EQ}\chi/2$, that is,

$$v_{\gamma} = L_{\gamma EQ}\Gamma_{\Phi} = \Phi L_{\gamma EQ} / \sum_{\gamma} L_{\gamma EQ} \quad (26)$$

which is the equation of the partition current provided we define the equivalent resistance of the γ -reaction set as (see eqs. 20 and 26)

$$R_{\gamma EQ} = 1/L_{\gamma EQ} = \sum_{j=1}^c R_{\gamma j}. \quad (27)$$

III. APPLICATION TO ELECTRON-HOLE RECOMBINATIONS

Until now, for simplicity, we have considered cases where internal changes are to be ascribed to chemical reactions. To deal with electron-hole recombinations we should consider more suitable units, that is, densities (cm^{-3}) rather than molar concentrations. To this end, we must divide the rate of entropy production by molar volume, V_M (cm^3), so that

$$\frac{v\Gamma}{V_M} = -\frac{d(N_0\xi/V_M)}{dt} kT \ln \prod_k (n_k/\bar{n}_k)^{\nu_k}$$

where N_0 stands for the Avogadro number, the other symbols having the usual meanings. Now, $dN_0\xi/V_M/dt$ is the reaction flux with the desired units, that is, $cm^{-3}s^{-1}$. In the following, as a consequence of this unit choice, the affinities will be calculated as

$$\Gamma = -kT \ln \prod_k (n_k/\bar{n}_k)^{\nu_k} .$$

A. The SK and LK cases

Near equilibrium (but also in most practical cases) the rate equations can be written in the approximation of non-degenerate statistics, that is, emission rates of trapped carriers released into bands are independent of the occupation of band levels. In this approximation, rate equations assume a very simple form^{8,10}. For simplicity's sake, it is convenient to begin by considering the cases of SK and LK. Formally, they can be dealt with as a single case. Indeed, they differ only in what kind of carrier is trapped and what is recombined, that is, if an electron is recombined with a trapped hole or, conversely, if a hole is recombined with a trapped electron. As stated in Section I, this difference has no formal relevance since it is due only to actual level position with respect to the equilibrium Fermi level

Let N_t mean the density of defects, p_t the actual density of trapped holes (traps empty of electrons), n_t the density of traps empty of holes (filled with electrons), so that $N_t = p_t + n_t$. Owing to interactions with ionizing radiations, electrons and holes are injected into conduction and valence bands respectively, with a rate Φ . Carriers are captured with probability c_e , for conduction band electrons, and c_p , for valence band holes, respectively. Thermal releasing of electrons into conduction band and of holes into valence band occurs with probabilities s_e and s_p (included is the interaction with black-body radiation), respectively. Thus, the net rate of electron capture is⁸

$$v_n = c_e n p_t - s_e n_t \tag{28}$$

and that of hole capture is

$$v_p = s_p p_t - c_p p n_t \tag{29}$$

At equilibrium $v_n = v_p = 0$. Thus,

$$\frac{\overline{n p_t}}{\overline{n_t}} = \frac{s_e}{c_e} \tag{30}$$

$$\frac{\overline{p n_t}}{\overline{p_t}} = \frac{s_p}{c_p} \tag{31}$$

To define affinities, we need to fix a positive direction for processes as a sign reference for stoichiometric coefficients. Let us take as the positive direction that of the arrow pointing from the conduction to the valence band. Thus, the terms representing processes which bring electrons towards the valence band, as well as holes towards the conduction band, are associated with the stoichiometric

coefficient equal to +1. The opposite sign is associated with the terms describing processes in the opposite direction. On this ground, the electron affinity is

$$\Gamma_n = -kT \ln \left[\left(\frac{n}{\bar{n}} \right)^{\nu_a} \left(\frac{n_t}{\bar{n}_t} \right)^{\nu_b} \left(\frac{p_t}{\bar{p}_t} \right)^{\nu_c} \right] \quad (32)$$

with $\nu_a = \nu_c = +1$, since n and p_t appear in a term of positive direction, and $\nu_b = -1$, since n_t appears in a term of negative direction. Thus, we can write

$$\Gamma_n = kT \ln \left(\frac{n_t \bar{n} \bar{p}_t}{n p_t \bar{n}_t} \right) . \quad (33)$$

The hole affinity can be obtained in an analogous way, that is,

$$\Gamma_p = kT \ln \left(\frac{p_t \bar{p} \bar{n}_t}{p n_t \bar{p}_t} \right) . \quad (34)$$

The external affinity is

$$\Gamma_\Phi = -kT \ln \left[\left(\frac{n}{\bar{n}} \right)^{c_a} \left(\frac{p}{\bar{p}} \right)^{c_b} \right]$$

with $c_a = c_b = -1$ since the reaction is opposite to the fixed positive direction. Thus

$$\Gamma_\Phi = kT \ln \left(\frac{n \bar{p}}{\bar{n} p} \right) , \quad (35)$$

so that the loop constraint (15) is satisfied, that is, $\Gamma_\Phi - (\Gamma_1 + \Gamma_2) = 0$. For steady states near equilibrium we can write, approximately,

$$v_n = c_e \bar{n} \bar{p}_t \left(1 - \frac{n_t \bar{n} \bar{p}_t}{n p_t \bar{n}_t} \right) , \quad (36)$$

$$v_p = c_p \bar{p} \bar{n}_t \left(1 - \frac{p \bar{p} \bar{n}_t}{p n_t \bar{p}_t} \right) . \quad (37)$$

In the same approximation, the latter eqs. can be re-written as

$$v_n = \frac{c_e \bar{n} \bar{p}_t}{kT} \Gamma_n = L_n \Gamma_n , \quad (38)$$

$$v_p = \frac{c_p \bar{p} \bar{n}_t}{kT} \Gamma_p = L_p \Gamma_p . \quad (39)$$

where

$$L_n = \frac{c_e \bar{n} \bar{p}_t}{kT} \quad L_p = \frac{c_p \bar{p} \bar{n}_t}{kT} \quad (40)$$

are the Onsager's coefficients. Finally, by definitions, the RRs are

$$R_n = \frac{1}{L_n} = \frac{kT}{c_e \bar{n} \bar{p}_t} ,$$

$$R_p = \frac{1}{L_p} = \frac{kT}{c_p \bar{p} \bar{n}_t},$$

which agree with that found by SR (see eqs. (3) and (4)). Note that the steady current is

$$v = v_n = v_p = \frac{\Gamma_\Phi}{R_n + R_p},$$

so that

$$v(R_n + R_p) = \Gamma_\Phi.$$

By taking into account the definitions of QFLs for free carriers (see eq.2), it follows,

$$\Gamma_\Phi = kT \ln np / \bar{n} \bar{p} = F_n - F_p,$$

so that

$$v(R_n + R_p) = F_n - F_p,$$

which is exactly the result found by SR (eq. 5).

Note also that, according to SR (by integrating the eq. 2.9 of ref. [8] over the whole states of conduction band)

$$\frac{\bar{n} \bar{p}_t}{\bar{n}_t} = \frac{s_e}{c_e} = N_n \exp[(E_t - E_C) / kT] \quad (41)$$

where E_t stands for the energy of trapping level. Now, by taking into account that

$$\frac{n_t}{p_t} = \frac{f_t}{1 - f_t} = \exp(E_t - F_t) \quad (42)$$

f_t being the occupancy of electron traps with QFL F_t , it follows from eqs (33) and (34) that

$$\Gamma_n = F_n - F_t. \quad (43)$$

Analogously, for the affinity of trapped hole it can be shown that

$$\Gamma_p = F_t - F_p. \quad (44)$$

The eqs (43) and (44) allow for a full correspondence to the SR results.

B. The PW case

SR in their paper considered only recombinations in single level centres, as in SK or LK processes. Now, it is advisable to consider also the case of two-level recombination centres as in the PW processes. With respect to the SK (or LK) two-step processes, in the PW case we must consider a further step, that is, the

recombinations of electrons trapped in levels labelled, say, 1 with holes trapped in levels labelled, say, 2. The corresponding recombination rate is

$$v_\omega = \pi n_{1t} p_{2t} - s_\omega p_{1t} n_{2t} \quad (45)$$

where π stands for the recombination probability, n_{1t} and p_{1t} for the densities of electrons and holes trapped at the level labelled 1 respectively, n_{2t} and p_{2t} for the densities of electrons and holes trapped at the level labelled 2 respectively and s_ω for the probability of pair production by thermal excitation. At equilibrium

$$\frac{\bar{n}_{1t} \bar{p}_{2t}}{\bar{p}_{1t} \bar{n}_{2t}} = \frac{s_\omega}{p}, \quad (46)$$

so that

$$v_\omega = \pi \bar{n}_{1t} \bar{p}_{2t} \left(1 - \frac{p_{1t} n_{2t} \bar{n}_{1t} \bar{p}_{2t}}{n_{1t} p_{2t} \bar{p}_{1t} \bar{n}_{2t}} \right). \quad (47)$$

It is easy to verify that the affinity is

$$\Gamma_\omega = kT \ln \frac{p_{1t} n_{2t} \bar{n}_{1t} \bar{p}_{2t}}{n_{1t} p_{2t} \bar{p}_{1t} \bar{n}_{2t}}. \quad (48)$$

Thus by using the definitions of electron and hole affinities (obtained in the previous section) suitably modified to account for the index levels, it is easy to prove that $\Gamma_\Phi = \Gamma_{n1} + \Gamma_\omega + \Gamma_{p2}$. Now, the flux of the recombination process is

$$v_\omega = L_\omega \Gamma_\omega = L_\omega [\Gamma_\Phi - (\Gamma_{n1} + \Gamma_{p2})] \quad (49)$$

where

$$L_\omega = \pi \bar{n}_{1t} \bar{p}_{2t} / kT \quad (50)$$

to which is associated the RR

$$R_\omega = 1/L_\omega = kT / \pi \bar{n}_{1t} \bar{p}_{2t}. \quad (51)$$

The current through the recombination channel is

$$v = \frac{\Gamma_\Phi}{R_{n1} + R_{p2} + R_\omega}. \quad (52)$$

Note that the affinity Γ_ω is related to QFLs by the equation $\Gamma_\omega = F_{t1} - F_{t2}$.

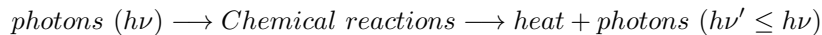
C. The case of band-to-band recombination

As a final example, let us calculate the RR associated with band-to-band recombinations which now appears as an easy task. Briefly, the net rate of recombinations is $v_G = \pi_G np - s_G$ where π_G stands for the probability of electron-hole pair recombination and s_G for the thermal emission of electrons from the valence to conduction band. At equilibrium $\bar{n}\bar{p} = s_G/\pi_G$. Thus $v_G = \pi_G \bar{n}\bar{p} (1 - \bar{n}\bar{p}/np) = L_G \Gamma_G$ where $\Gamma_G = \Gamma_\Phi$ and $L_G = \pi_G \bar{n}\bar{p}/kT$. The

associated RR is $R_G = 1/L_G = kT/\pi_G \overline{np}$, so that the current can be written as $v_G = \Gamma_\Phi/R_G$.

IV. FINAL REMARKS AND CONCLUSIONS

At the steady state, the entropy of the system is time independent so that $dS/dt = 0$, that is, $d_e S/dt = -d_i S/dt$. From eq. (12) and by taking into account of the results of variational calculus we see that $d_i S/dt = 0$. This result is expected since the chemical composition is time independent as well. Nevertheless, it is worth dwelling upon this point to complete the considerations in Section II. Actually, the entropy balance is based on the following scheme:



A flux of energy carried by photons, owing to internal reactions, is partly converted to heat and partly to photons (of lesser energy). The rate of heat production is thus $dQ/dt = \Phi(h\nu - h\nu')$ which, divided by the system temperature, is to be considered as the indirect contribution to $d_e S/dt$ due to the flux of ionizing photons. But the system is not isolated, so that the heat produced by reactions is thus released to surroundings. This causes at the steady state $d_e S/dt = 0$ but a positive entropy is released to the surroundings thus contributing to the increase in the entropy of the universe.

The definitions of RR rely on the diagonal property of the Onsager's matrix associated with the recombination processes. Besides some nice cases, the generalization to non-diagonal processes does not appear to be possible. In Appendix B we try to diagonalize the thermodynamic problem of a two-reaction process that satisfies eq. (20).

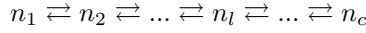
We again stress that the results found in this paper hold in the linear range of non-equilibrium thermodynamics. In this connection, it is understood that they are to be considered in the same spirit as one considers the linear approximation when small deviations from linearity can be disregarded¹⁴. The validity of MREP far from equilibrium is still debated¹⁵. Moreover, in general, relations among fluxes and forces are not linear. However, linearization of relations is possible provided the system dealt with is near the steady state considered as the "reference state"¹⁶. Unfortunately, the matrix of coefficients is not symmetric for long. Thus, at the moment, definitions of RRs (which conserve thermodynamic meanings) for processes far from equilibrium appear a difficult task.

In this paper the electron-hole recombinations in a excited material near equilibrium has been investigated within the framework of the non-equilibrium thermodynamics ruled by the MREP principle. A formal Ohm-like law has

been proved to hold for recombinations, thus leading in a natural way to the concept of recombination resistances, as defined by Shokley and Read. The entropy produced by recombinations is found to obey a Joule-like law where it (multiplied by temperature) play the role of the "dissipated power". This makes the correspondence between steady electron-hole recombinations and electrical processes complete, at least when linear flux laws hold.

APPENDIX A

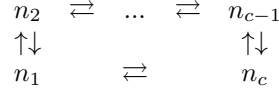
The reactions dealt with in this paper can be represented by means of a chain-process scheme, that is,



where the l -th reactions depend only on the l and the $l+1$ components. This picture leads to a simple form for affinities, that is,

$$\Gamma_l = \nu_{l,l+1}\mu_l + \nu_{l+1,l}\mu_{l+1}$$

with $\nu_{l,l+1} = -\nu_{l+1,l} = 1$. By definition it follows that $v_l = L_l\Gamma_l$ thus giving a diagonal Onsager's matrix. Now, let us suppose that the set of reactions form a closed loop, that is,



In this case $\sum_l \Gamma_l = 0$, that is

$$\sum_{l \neq c} \Gamma_l = -\Gamma_c = -(\nu_{c,1}\mu_c + \nu_{1,c}\mu_1) = \mu_1 - \mu_c$$

If we consider an external force that moves the system from equilibrium in the point between components 1 and c, then it is opposite to the Γ_c force that leads the system towards equilibrium. Thus, by labelling this force with Φ we can write

$$\Gamma_\Phi = -\Gamma_c = \sum_{l \neq c} \Gamma_l$$

from which we obtain eq. (15).

APPENDIX B

Now let us consider a case where eq. (15) holds but the symmetric Onsager's matrix is not diagonal. Let us consider a two-component reaction set with fluxes

$$\begin{aligned}v_1 &= L_{11}\Gamma_1 + L_{12}\Gamma_2 \\v_2 &= L_{21}\Gamma_1 + L_{22}\Gamma_2\end{aligned}$$

which can be re-written as

$$\begin{aligned}v_1 &= (L_{11} - L_{12})\Gamma_1 + L_{12}\Gamma_\Phi \\v_2 &= L_{21}\Gamma_\Phi + (L_{22} - L_{21})\Gamma_2\end{aligned}$$

At the steady state $v_1 = v_2$ so that

$$\Gamma_i = \frac{(L_{jj} - \eta)}{(L_{11} - \eta) + (L_{22} - \eta)}\Gamma_\Phi$$

where $j \neq i$ and $\eta = L_{12} = L_{21}$. Moreover we see that

$$v_i = \left[\frac{(L_{11} - \eta)(L_{22} - \eta)}{(L_{11} - \eta) + (L_{22} - \eta)} + \eta \right] \Gamma_\Phi$$

which does not has the formal structure of Ohm's law. But, by defining the new fluxes

$$\tilde{v}_i = v_i - \eta\Gamma_\Phi = \frac{(L_{11} - \eta)(L_{22} - \eta)}{(L_{11} - \eta) + (L_{22} - \eta)}\Gamma_\Phi$$

and the new phenomenological coefficients

$$\tilde{L}_{ii} = L_{ii} - \eta$$

we are able to diagonalize the thermodynamic problem provided a new flux is considered, that is,

$$\tilde{v}_\Phi = \eta\Gamma_\Phi$$

Consequently, the variational calculus is to be applied to the function

$$\Omega = -2\frac{\Phi\Gamma_\Phi}{T} + \frac{\tilde{v}_1\Gamma_1}{T} + \frac{\tilde{v}_2\Gamma_2}{T} + \frac{\tilde{v}_\Phi\Gamma_\Phi}{T} + \frac{1}{T}\lambda[\Gamma_\Phi - (\Gamma_1 + \Gamma_2)]$$

Now, we can define the reaction resistances as $R_i = 1/(L_{ii} - \eta)$ and $R_\Phi = 1/\eta$, where R_Φ is to be considered in parallel with the other two resistances. Note that in the case $L_{ii} = \eta$ it follows that $v_1 = v_2 = \eta\Gamma_\Phi$, and $\tilde{v}_1 = \tilde{v}_2 = 0$ which is consistent with the infinite resistance.

(*) Electronic address: masalis@vaxca1.unica.it

¹C. Kittel, Introduction to Solid State Physics (John Wiley & Sons, Inc. New York, London, Sydney 1966).

²D. Curie, Luminescence in Crystals (Methuen, London 1963).

³A. S. Grove, Physics and Technology of Semiconductor Devices (John Wiley and Sons, Inc., New York, London, Sydney, 1967)

⁴C. P. Flynn, Point Defects and Diffusion (Clarendon Press, Oxford 1972).

⁵J. C. Simmons and G. W. Taylor, Phys. Rev. B **4** 502 (1971).

⁶R.Chen and S. W. S. McKeever, Theory of Thermoluminescence and Related Phenomena (World Scientific, Singapore, New Jersey, London, Hong Kong, 1997).

⁷See for example: H. M. Chen, Y. F. Chen, M. C. Lee, M. S. Feng, Phys. Rev. B, **56**, 6942 (1997)

⁸W. Shockley and W. T. Read, Jr. , Phys. Rev. **87** 835 (1952).

⁹D. Vanmaekelbergh and F. Cardon, Semicon. Sci Technol. **3**, 124 (1988).

¹⁰V. Maxia, Phys. Rev. B **25**, 4196 (1982); Phys. Rev. B, **21** 749 (1980); Phys. Rev. B **17**, 3262 (1978).

¹¹I.Prigogine, Introduction to Thermodynamics of Irreversible Processes , (John Wiley&Sons, Interscience, N. Y., 1971).

¹²H.J. Kreuzer, Nonequilibrium Thermodynamics and its Statistical Foundations, (Clarendon press, Oxford 1981).

¹³L. Onsager, Phys. Rev., **37**,405 (1931); **38**,2265 (1931).

¹⁴ D. K. Kondepudi, Physica A **154**, 204 (1988)

¹⁵See for example: R. J. Tykodi, Physica **72**, 341 (1974); D. J. Evans and A. Baranyai, Phys. Rev. Lett. **67**, 2597 (1991); A. R. Vasconcellos and R. Luzzi Phys. A. **180**, 182 (1992).

¹⁶G. Nicolis and I. Prigogine, Self-Organization in Nonequilibrium Systems (John Wiley & Sons New York, London, Sydney, Toronto, 1977).