

# Navigating Networks with Limited Information

M. Rosvall,<sup>1,2,\*</sup> P. Minnhagen,<sup>1,2</sup> and K. Sneppen<sup>2</sup>

<sup>1</sup>*Department of Theoretical Physics, Umeå University, 901 87 Umeå, Sweden*

<sup>2</sup>*NORDITA, Blegdamsvej 17, Dk 2100, Copenhagen, Denmark<sup>†</sup>*

(Dated: January 23, 2020)

We study navigation with limited information in networks, and demonstrate that many real-world networks have a structure which can be described as favoring communication on short distance at the cost of constraining communication on long distance. This feature, which is robust and more evident with limited than with complete information, reflects both a topological and possibly functional design-characteristics. For example, the characteristics of studied networks derived from a city and from the Internet are manifested through modular network-designs. We also observe that directed navigation in typical networks requires remarkably little information on the level of individual nodes. By studying navigation, or specific signaling, we take a complementary approach to the common studies of information transfer devoted to broadcasting of information in studies of virus spreading and alike.

PACS numbers: 89.75.-k, 89.75.Fb, 89.70.+c

## I. INTRODUCTION

The study of networks is one possible way to address the relative importance or ease of communication ability in complex systems [1, 2]. In this context a large effort has been devoted to the non-specific broadcasting that dominates for example the Internet in form of spam mail or computer viruses [3, 4]. Here we instead focus on specific signaling since it has been suggested that that sending a signal to one specific node without disturbing the remaining network is a possible candidate for a design principle in real-world networks [5]. By introducing the search information, we have addressed this in a general framework in [6, 7], and in relation to urban organization in [5]. The philosophy of specific communication between a source node  $s$  and a target node  $t$  is that  $s$  can only send one signal that subsequently has to be directed to the desired target node  $t$ . In principle, for a connected complex network any target  $t$  can be reached from any other node  $s$ , but distant communication is obviously neither as easy nor as accurate as close direct communication [1]. In particular, for the social networks studied by [1] it was observed that the knowledge of other people's activities declined exponentially with their separation in a network, and increased linearly with the number of degenerate paths between them.

To capture this observation, we here use walks in networks. The simplest walker is the random walker, which has earlier been used to characterize topological features of networks [8, 9], including first passage times [10], large scale modular features [11] and search utilizing topological features [12]. Using a simple extension of a random walker, we here discuss navigation in complex networks.

We consider a random walker that represents the prop-

agating signal released from  $s$ . Its probability to reach node  $t$  before getting lost on some non direct and thus non-specific path is  $\mathcal{P} \propto \sum_{\{\text{path}\}} \prod_{j \in \text{path}(s,t)} \frac{1}{k_j}$ . Here the sum captures the linear gain in alternative shortest paths and the product represents the exponential decline in probability as distance increases, thus reflecting the overall functional dependence observed in [1]. In real networks the decline of signals over a node may be faster than  $1/k$ , representing the possibility that signals are lost. In our approach we neglect such losses and turn the probability to reach a specific node to the minimal information  $I = \log_2(\mathcal{P})$  necessary to travel directly between the two nodes. Thereby [5, 6] characterized networks in terms of the minimal information needed to send walkers between specific nodes.

In this paper we implement the specific signaling by letting a walker move from source  $s$  to target  $t$ , and make choices of exit links along the walk. This choice is at every node associated to a node information cost that goes up with the degree of the node. For a single correct exit among  $k$  edges, the minimal information cost would be  $\log_2(k)$  bits. One could easily imagine a higher cost, but we here limit our investigations to the optimal organization of information at each node. The total information cost in going from a source to a target is counted as the sum of all the individual node information costs along the way. As high-degree nodes cost more to pass than low degree ones, we find that the total information cost depends crucially on the relative organization of high and low degree nodes, as well as on modular features of the network.

In practice, the walk from  $s$  to  $t$  may be more or less directed, dependent on the walkers ability to choose exit links that lead it closer to the target. If the walker at each point along the walk chooses an exit link  $e$  that leads it closer to the target, it will arrive to the target node  $t$  after  $l_{st}$  steps equal to the shortest path between  $s$  and  $t$ . But if the access to node information is "limited" along the way, there are chances to make mistakes: The

\*Electronic address: rosval@tp.umu.se

<sup>†</sup>URL: [www.nordita.dk/research/complex](http://www.nordita.dk/research/complex)

walker has a probability to choose an edge that increases its distance to the target. The length of the walk will then be longer, say with an amount  $\Delta l_{st}$  compared with the shortest path  $l_{st}$ . The total information cost is then determined by two factors: Directly by the limited node information  $\iota$  and indirectly by the length of the path, which increases with decreased node information. As the limits on node information  $\iota \rightarrow 0$  the walk will be random. The limits on the node information affect nodes of high degree more than low degree ones, hence the structure of the underlying network plays an important role in the interplay between typical walk length and the limited node information.

The information measure presented is interesting for two reasons: First it captures the information cost paid by a “signal” in some real world scenarios, for example a newcomer in a city asking about the way to the hotel [5], where the limited information approach corresponds to not asking enough questions and instead to high or low extent walk by chance. Second it provides a method to characterize and distinguish networks qualitatively and quantitatively from each other.

## II. SEARCH INFORMATION

We first quantify the information cost in number of bits  $I(s \rightarrow t)$  it takes to navigate the shortest path from node  $s$  to node  $t$ . This could in principle be done as in ref. [6] but given that we have to compute  $I(s \rightarrow t)$  on basis of local choices we compute a node information  $\iota_{jt}$  on every node  $j$  on a walk leading to target  $t$ . That is,  $\iota_{jt}$  is the number of bits that one needs on node  $j$  in order to select one of the exits that leads to  $t$  along a shortest path. Then, following the walker from  $s$  to  $t$  we compute  $I(s \rightarrow t) = \sum_{j \in \text{path}(st)} \iota_{jt}$ .

If no degenerate paths exist, as in Fig. 1(a), then

$$\iota_{jt} = \log_2 k_j, \quad (1)$$

where  $k_j$  is the degree (number of links) of node  $j$ , since the task is to select one link among  $k_j$ .  $\iota_{jt}$  can also be understood as the information loss associated to weighting all links equally, instead of knowing the unique exit path. When there are two or more degenerate paths from  $j$  to  $t$ , the required information depends on the relative probabilities that one wants to choose each shortest paths with, and Eq. (1) generalizes to

$$\iota_{jt} = \log_2(k_j) + \sum_i q_{jit} \log_2 q_{jit}, \quad (2)$$

where  $q_{jit}$  is the probability to choose a link to node  $i$  from node  $j$  on a walk to node  $t$  ( $\sum_i q_{jit} = 1$ ).  $q_{jit} = 0$  if the link is not on the shortest path between  $j$  and  $t$  (or if there is no link between  $j$  and  $i$ ). Eq. (2) counts the information loss associated to setting all  $k_j$  links equal instead of confining them with the selection probabilities

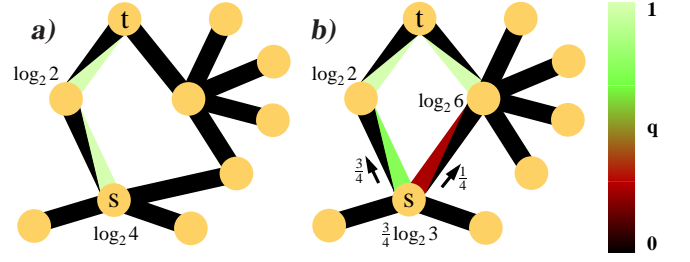


FIG. 1: (Color) Search Information  $I(s \rightarrow t)$  measures the average number of bits one needs in order to walk along one of the shortest paths from  $s$  to  $t$ . It can be sampled by walking along the shortest paths between  $s$  and  $t$ : **a)** For nodes with a unique direction to the target, this direction is selected with an information cost  $\log_2(k_j)$ . **b)** For nodes  $j$  at branch points between degenerate paths, the exit links are selected with probability  $q_{jit}$  (colored after value) proportional to  $p_{jit}$ , the probability that a random walker at that exit would reach the target along a shortest path. Let for example the probability to leave node  $s$  to the left be  $q$  and accordingly  $1 - q$  to take the right way (the probability is zero to go downwards in the figure since these links are not on a shortest path to  $t$ ). Then,  $I(s \rightarrow t)(q) = (\log_2 4 + q \log_2 q + (1 - q) \log_2 (1 - q)) + (q \log_2 2 + (1 - q) \log_2 6)$ , where the first parenthesis is information cost on node  $s$  and second parenthesis the cost on the following step, left and right respectively. We look for a  $q$  that minimizes  $\{I(s \rightarrow t)(q)\}$ , giving  $q = \frac{1/2}{1/6+1/2} = 0.75$ .  $I(s \rightarrow t) = 3.0$  in **a)** and  $I(s \rightarrow t) \approx 2.6$  in **b)**.

$q_{jit}$ . Thus it also counts the information needed to confine our choice to the limits imposed by  $q_{jit}$ , given that one has to choose one of  $k_j$  exit links. For example, if all paths are degenerate and chosen with equal weights,  $\iota_{jt} = 0$ , whereas two equally weighted degenerate paths would contribute with  $\iota_{jt} = \log_2(k_j) - \log_2(2)$ . Following the line to always choose the method or parametrization that represents the lower limit of information we choose the probability to leave a node along a link on a shortest path between  $s$  and  $t$  to minimize the total information cost  $I(s \rightarrow t)$ :

In general, if there are many degenerate paths, the probability to exit to node  $e$  from node  $j$  on the shortest path to  $t$  is

$$q_{jet} = \frac{p_{jet}}{\sum_i p_{jit}}, \quad \text{where } p_{jit} = \sum_{\text{path}(it)} \prod_{l \in \text{path}(jit)} \frac{1}{k_l}. \quad (3)$$

$p_{jit}$  is the probability to walk the shortest path to  $t$  from node  $j$  via the link to node  $i$  in an unbiased walk. For example in Fig. 1(b),  $p_{sit}$  is  $1/2$  to the left and  $1/6$  to the right. Thus, not all degenerate paths are weighted equally: It pays off to use additional information on a node with branching paths, in order to avoid paying more information later. In this way one suppresses paths which goes through nodes that have high degrees and thus are more costly to pass (e.g. right path in Fig. 1(b)). We note that the results from the particular choice of  $q$ -values, are chosen to minimize the total information cost as we want to be consistent with our overall optimal search ap-

proach. In practice this biased branching gives search informations which are almost inseparable from the search where each correct link is chosen with equal probability.

For each walk,  $I(s \rightarrow t)$  is the sum of the contributions along the shortest path from source  $s$  to  $t$ . If there are degenerate paths,  $I(s \rightarrow t)$  is calculated by averaging over many walks from  $s$  to  $t$ . In this way we by local walks obtain the search information for any pairs of nodes  $s, t$ , an information that may also be calculated directly [6] from knowing all degenerate paths  $\text{path}(st)$  between  $s$  and  $t$ :

$$I_S(s \rightarrow t) = -\log_2 \left( \sum_{p(s,t)} \prod_{j \in \text{path}(st)} \frac{1}{k_j} \right). \quad (4)$$

The present definition differs slightly from that of [6] because we here also open for the possibility to return to a node that just was visited ( $\frac{1}{k_j}$  instead of  $\frac{1}{k_j-1}$ ). Here we do not exclude a step back, since we want to generalize our measure to the case of non-perfect walks associated to limited or imperfect node information.

### III. LIMITED SEARCH INFORMATION

We now turn to the limited information perspective, and assume that the amount of information at a node is limited to  $\iota$  bits (illustrated in Java applet [13]). The consequence is that the walker increase its probability to not follow a shortest path as  $\iota$  decreases. Further, the walk between, say  $s$  and  $t$ , can be substantially longer than the actual shortest path. In Fig. 2(b)  $\iota = 0.2$  and the average walk is 4.5 steps compared to the 2 steps in Fig. 2(a). To limit  $\iota_{jt}$  to  $\iota$  we blur the  $q$ -values of node  $j$  in Eq. (3) by a  $\epsilon_{jt} \in [0, \infty]$ , through a uniform smearing  $q_{jit} \rightarrow q_{jit} + \epsilon_{jt}$  that increases the probability to choose any false exit with an equal amount. Normalizing the local exit probabilities we obtain the smeared exit probability

$$q_{jit} \rightarrow q_{jit}(\epsilon_{jt}) = \frac{q_{jit} + \epsilon_{jt}}{1 + k_j \epsilon_{jt}}, \quad (5)$$

which interpolates between the optimal non blurred value  $q_{jit}$  and the random walk value  $1/k_j$  in a simple way.  $\epsilon_{jt}$  is determined to satisfy

$$\iota_{jt} = \log_2(k_j) + \sum_i q_{jit} \log_2 q_{jit} \leq \iota, \quad (6)$$

where  $<$  is only relevant when the unblurred  $\iota_{jt}$  is already lower than the limited node information  $\iota$ . The effect of limited information on choosing a unique correct exit link varies with the degree  $k$  of a node. With information threshold  $\iota = 1$  the probability assigned to this single correct exit link is 17% if  $k = 1000$ , 28% if  $k = 100$ , 68% if  $k = 10$  and obviously 100% if  $k \leq 2$ .

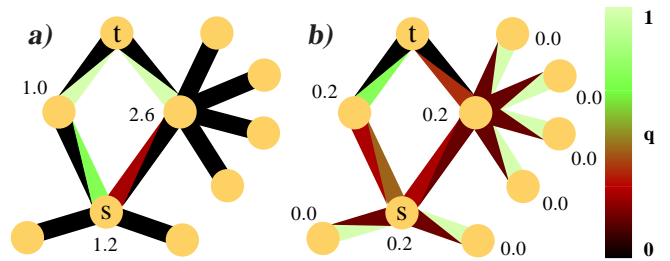


FIG. 2: (Color) Search with limited information: At each node  $j$  along a path from  $s$  towards the target  $t$ , the information cost is limited by  $\iota$  bits, or equivalently, only  $\iota$  bits are accessible. The color of the links represent  $q_{jit}$ , the probability to leave node  $j$  along a link to node  $i$  on a path towards  $t$ . With limited information the weighted exit probabilities  $q_{jit}$  are changed according to  $(q_{jit} + \epsilon_{jt}) / (1 + k_j \epsilon_{jt}) \rightarrow q_{jit}$  to satisfy  $\iota_{jt} \leq \iota$ . In **a**) there is no upper limit, or  $\iota = \infty$  and the case reduces to the one in Fig. 1(b) with  $I_\infty(s \rightarrow t) \approx 2.6$  bits and the excess walk  $\Delta l = 0$ . In **b**)  $\iota = 0.2$  and  $I_{0.2}(s \rightarrow t) \approx 0.7$  bits and the excess walk  $\Delta l \approx 2.5$ .

In order to quantify the information associated with walking in different environments (networks) and information limits  $\iota$  we consider the average number of bits of information it takes to navigate in the network with  $N$  nodes,  $I_\iota = \frac{1}{N^2} \sum_{s,t} I(s \rightarrow t)$ .  $I_\iota$  thus quantifies the navigability or search information of networks as in ref. [6], but takes into account the limited node information and associated usage of non-shortest paths.

### IV. RESULTS AND DISCUSSION

Fig. 3(a-c) shows the effects a limited  $\iota$  has on a number of model networks. All networks have  $10^4$  nodes and are two Erdős-Rényi (ER) networks with two different average degrees and two scale-free (SF) networks with degree distribution  $P(k) \propto 1/(k_0 + k)^\gamma$  parametrized by  $\gamma$  and  $\langle k \rangle$ . With this parametrization it is possible to keep the same number of links in the two scale-free networks with different exponents. The networks are generated by the method presented in [19], which ensures that they are uncorrelated and connected. Overall  $I_\iota$  is non monotonous in  $\iota$ . For very high  $\iota$  ( $> 10$  in Fig. 3) one reproduces the search information of a direct walk. As  $\iota$  is decreased to say  $\iota \sim 1$  the total search information is decreased by a few bits, reflecting that the gain by asking fewer questions at each node is slightly larger than the cost of going a few steps longer. In fact, the local minimum roughly corresponds to walks which typically are  $\Delta l \sim 10$  steps longer than the direct path (Fig. 3(a and b), a length comparable to the diameter of the networks. This  $\Delta l$  is representative for typical paths, independent of the direct distance  $l$  (for  $l > 2$ ) between source and target, as illustrated in the insert of Fig. 3(a).

For even smaller  $\iota$  the rapidly increasing length of the walks makes the the total information cost  $I_\iota$  increase, for some networks it even becomes larger than  $I_{\iota=\infty}$ . For

still smaller  $\iota$  the walk gradually approaches that of a random walk and the length of the walk is limited by system size. Thus for small enough  $\iota$  the  $I_i$  is bound to decrease to zero, a decline that starts for  $\iota$  decreasing to values below  $\sim 0.1$  bit.

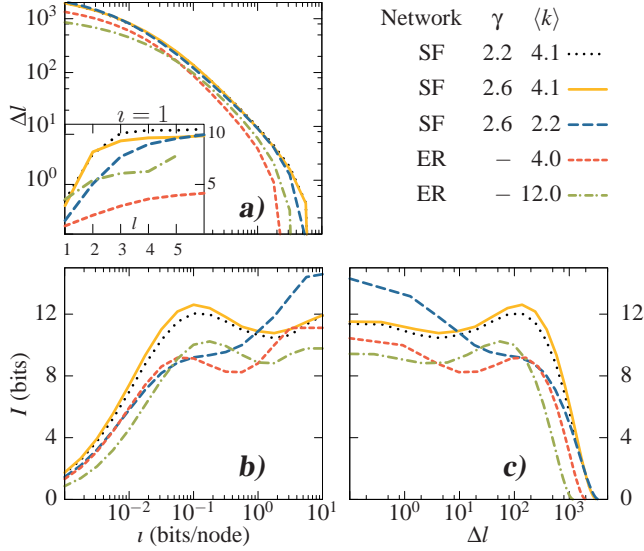


FIG. 3: (Color online) Search with limited information in Erdős-Rényi (ER) networks and Scale-Free (SF) networks with degree distribution  $P(k) \propto 1/(k_0 + k)^\gamma$  parametrized by  $\gamma$  and  $\langle k \rangle$ . **a)** As the available information at each node decreases with decreasing  $\iota$ , the typical path length for going between two nodes increases by  $\Delta l$  beyond the length of the shortest path between the nodes. The insert demonstrates that  $\Delta l$  is nearly independent of the length of the shortest path between nodes for  $l > 2$ . **b)** The variation of  $I_i$  as a function of the available node information  $\iota$ . **c)** The typical search information  $I_i$  first decreases, and then subsequently increases as the walk length increases due to the limits on  $\iota$ .

The maximum of  $I_i$  obtained around  $\iota \sim 0.1$  bit is most striking for networks with high average degree, and especially if they have broad degree-distributions. That is because the information constraint is strongest on the high degree nodes, where one in principle needs more information to navigate correctly. To investigate this further we have examined walks of the type  $s \rightarrow s$ , i.e. a walks that start and end in the same node. Roughly independent of the investigated network, we found that as  $\iota$  decreases below 1 bit, the walks starts to delocalize and are completely delocalized at  $\iota \sim 0.1$ . This corresponds to the information threshold at which the walk lengths depicted in Fig. 3(a) start to saturate and  $I_i$  reaches a maximum. Obviously the value of  $\iota$  where the walkers localizes increase with the average degree  $\langle k \rangle$ .

The navigability of a network is determined by its topology. That is, it depends on both the degree distribution and how nodes of various degrees are connected to each other. We will here focus on comparing a given real-world network with its randomized counterparts, defined by rewiring links such that all nodes con-

serve their degree, and such that the network remains globally connected [14]. To quantify navigability in the presence of limited information we compare the Z-scores ( $Z(I_i) = (I_i - I_i^{\text{random}})/\sigma_i^{\text{random}}$ ), where  $I_i^{\text{random}}$  is the average  $I_i$  for corresponding randomized networks, with standard deviation  $\sigma_i^{\text{random}}$ . In Fig. 4 we investigate real networks at 4 different levels of limited information.

The Internet is the network of autonomous systems [15] that in this dataset consists of 6474 nodes and 12572 links and its degree distribution is scale free with  $P(k) \propto 1/k^{2.1}$ . In the CEO network (6193 nodes and 43074 links), chief executive officers are connected by links if they sit at the same board [16]. The city network is constructed by mapping 1868 streets to nodes and 3026 intersections to links between the nodes in the Swedish city Malmö [5]. Yeast is the protein interaction network in *Saccharomyces Cerevisia* detected by the two-hybrid experiment [17], and fly refers to the similar network in *Drosophila melanogaster* [18]. Both of these networks are pruned to include only interactions of high confidence, and in both networks we compare with their random counterparts where both bait and prey connectivity of all proteins are preserved.

Overall, all networks but the Internet maintain their rather bad navigability with decreasing node information. Thus the overall communication features reported earlier [6] are robust to the limited information and searches that goes beyond the shortest path. The particular result of the Internet means that its randomized versions are more difficult to navigate with low information.

To understand the overall navigability in more detail, Fig. 5 resolves  $I_i$  into  $I_i(l)$  defined as the average search information over all nodes separated by a shortest path length  $l$ . We examine the average information associated to walking to a specific node a distance  $l$  away in the network [7] and include three model networks with 1000 nodes that show distinguishing features. The modular network is constructed by 33 highly interconnected communities, each node having 6 links to nodes within the community and each community having 6 links to other communities. The degree hierarchical network is constructed so that all shortest paths have the property that they first go to nodes with subsequently higher degree (up in the degree hierarchy) and then to nodes with lower and lower degree to the target. In the degree anti-hierarchy the networks are constructed to minimize this property [19]. In order to re-normalize for effects associated to the degree distribution we also here compare with the corresponding  $I_i^{\text{random}}(l)$  for the randomized counterparts.

Let us as an example discuss the Internet, where  $I_i - I_i^{\text{random}}(l)$  exhibits a minimum for  $l \sim 2 \rightarrow 3$  at all  $\iota \geq 1$ . This reflects a modular structure associated to country boundaries [11]. Walks within the modules visit highly connected nodes less frequently than in the randomized version where even short paths tend to go through the hubs. In contrast, when forcing paths to

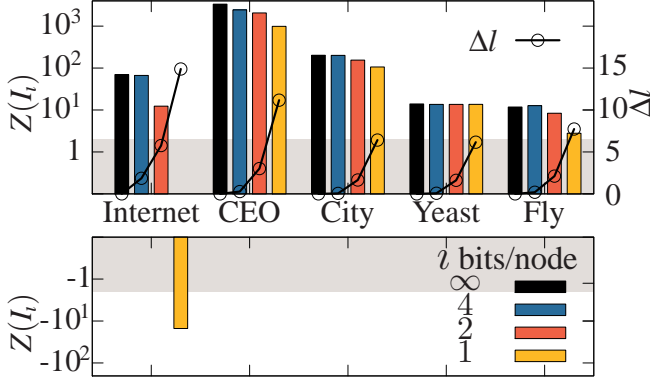


FIG. 4: (Color online) Overall navigability of real-world networks, compared to their random counterparts presented as  $Z$ -scores, for 4 levels of  $\iota = \infty, 4, 2, 1$  bits/node together with the corresponding average excess path-length  $\Delta l$ .  $\Delta l$  shown in the figure is for the real networks, but it also very well represents the randomized counterparts. The Internet (hard-wired Internet of autonomous systems [15]) is more sensitive to limited information than the similarly sized CEO (Chief Executive Officers connected by links if they sit at the same board [16]). The city network is the Swedish city Malmö with streets mapped to nodes and intersections mapped to links [5]. The two biological networks are the protein-protein interaction networks of *Saccharomyces Cerevisiae* (Yeast) [17] and *Drosophila melanogaster* (Fly) [18].

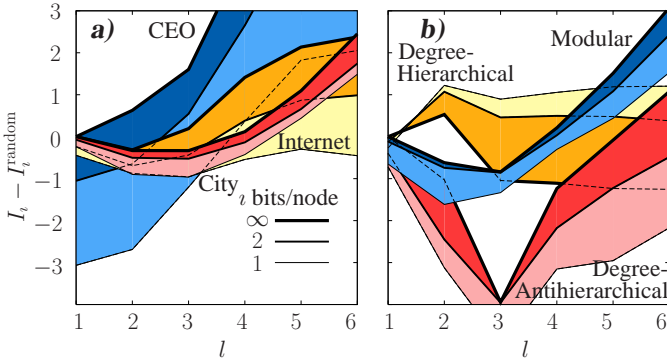


FIG. 5: (Color) Information horizon of **a)** 3 real-world networks from Fig. 4 and **b)** 3 model networks of size  $N = 1000$ ; one modular and two scale-free networks with degree distribution  $P(k) \propto k^{-2.4}$ , organized to be respectively degree hierarchy and degree antihierarchy [19]. We compare information associated to navigation between nodes at distance  $l$ , with the navigation in randomized counterparts (keeping the degree sequence) for  $\iota = \infty, 2$  and  $1$ .

go through highly connected nodes at very short distances, as they do in the degree hierarchy (see Fig. 5(b)),  $I_l(l \sim 2)$  becomes relatively large at the short distances.

For distances  $l > 3$  the path typically escapes the module and goes through highly connected nodes. The advantage of modular structures at short distance is turned to a disadvantage at long distance, as is also illustrated

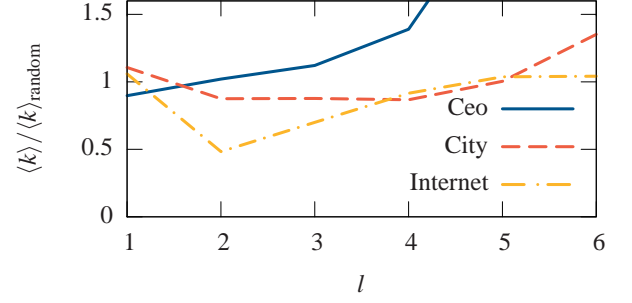


FIG. 6: (Color online) The average degree  $\langle k \rangle$  of nodes as function of distance from a random node, in units of what it is in a randomized version. The networks are the same as studied in Fig. 5(a). A relative high value of  $\langle k \rangle$  is associated to the information barrier, as indeed seen by comparing  $\langle k(l) \rangle / \langle k(l) \rangle_{\text{random}}$  with the  $I(l) - I_{\text{random}}(l)$  in Fig. 5(a).

for the modular network in Fig. 5(b). As a consequence, also for the Internet,  $I_{\iota=\infty} - I_{\iota=\infty}^{\text{random}}(l)$  is positive at large  $l$ . A possible interpretation, is that on these larger distances, the country modules are connected through nodes of high degree, as reflected by the overabundance of high-degree nodes at distances  $l \sim 4$  in Fig. 6. Thus modular structure connected by high degree nodes, gives the Internet an information horizon at these intermediate distances.

With information limited to  $\iota$ , the information cost at especially the highly connected nodes reduces extensively. This is especially important for the Internet, where the chance to make mistakes on the many large hubs increase substantially with decreased  $\iota$ . In fact, with decreasing  $\iota$  the search gets cheaper in the Internet, but more expensive in its randomized counterparts. This is because walks in the randomized version bounce between the hubs, which are more interconnected than in the real Internet [20]. This bouncing adds to the total information cost by the high cost to pass by hubs. In contrast, as  $\iota$  decreases the real Internet in fact increases its communication ability because many of the false exits leads to nodes of degree one where the walker bounces back without information cost. Fig. 5(b) reveals a similar communication topology in the degree anti-hierarchy.

For the CEO network, the most striking pattern is that limited information walks at short distance are much easier in the real, than in its randomized counterparts. The walks are quite localized in the CEO network, a direct consequence of the highly modular structure of the fully connected boards. The pattern for the city uncovers a modular structure indicated by the high resemblance with the modular network in Fig. 5(b). The design of this city makes navigation on short distance easier than in a random city and this feature is even more evident in the perspective of limit information indicated by the stronger horizon as the node information is decreased.



## V. SUMMARY

The design of network topologies defines the ability to direct signals and thus maintaining cooperativity in the corresponding system. In this paper we have investigated how the peer-to-peer communication of networks can be maintained in view of sending signals with the possibility to make erroneous choices along the signaling paths. This was done by introducing a walker on the network, and quantifies how well this walker located a given target node, provided more or less correct information on directions as the walker moved from node to node in the network. Overall we have found that the results for unlimited node information presented both in [6] and [7] are robust to limited node information and non-shortest paths. Thus, the approach to characterize networks with shortest paths is a good proxy for characterizing also communication where mistakes are allowed. In particular we have demonstrated that real-world networks as diverse as the Internet, a city network and in fact also molecular

networks (data not shown) have a structure which can be described as favoring communication on short distance at the cost of constraining communication on long distance. There are two aspects of such communication structure, a tendency to modular organization, and a tendency to constrain signals to certain channels. The modular network design is a characteristics of both the studied city and the Internet topologies. The feature associated to certain communication channels was investigated in Fig. 6 where we found a structure with paths that consist of sequences of several lowly connected nodes. The hubs typically interfere with the walker some length down the paths, and at least for the Internet the hubs are associated with communication between the modules.

Finally, and more generally, the fact that one manages fairly well with small node information in all investigated cases, implies that directed navigation in typical networks requires remarkably little information on the level of individual nodes.

- 
- [1] N. E. Friedkin, The UNC Press (1983).
  - [2] M. Rosvall and K. Sneppen, Phys. Rev. Lett. **91**, 178701 (2003).
  - [3] Y. Moreno and A. Vazquez. Eur. Phys. J. B. **31** 265 (2003).
  - [4] J. Balthrop, S. Forrest, M. E. J. Newman, and M. M. Williamson, Science **304**, 527 (2004).
  - [5] M. Rosvall, A. Trusina, P. Minnhagen and K. Sneppen, Phys. Rev. Lett. **94**, 028701 (2005).
  - [6] K. Sneppen, A. Trusina and M. Rosvall, Europhys. Lett. **69** (5), 853 (2005).
  - [7] A. Trusina, M. Rosvall and K. Sneppen (2004). Accepted for publication in PRL, cond-mat/0412064.
  - [8] S. Bilke & C. Peterson. Phys. Rev. E **64** 036106 (2001).
  - [9] R. Monasson, Eur. Phys. J. B **12** 555 (1999).
  - [10] J.D. Noh and H. Rieger, Phys. Rev. Lett. **92**, 118701 (2004).
  - [11] K.A. Eriksen, I. Simonsen, S. Maslov and K. Sneppen, Phys. Rev. Lett. **90**, 148701 (2003).
  - [12] L.A. Adamic, R.M. Lukose, A.R. Puniyani, B.A. Huberman, Phys. Rev. E **64**, 46135 (2001).
  - [13] An interactive model is available in a Java applet on [www.nordita.dk/research/complex/models/bit.html](http://www.nordita.dk/research/complex/models/bit.html)
  - [14] S. Maslov and K. Sneppen, Science **296**, 910 (2002).
  - [15] Website maintained by the NLANR Measurement and Network Analysis Group at <http://moat.nlanr.net/>
  - [16] G. F. Davis and H.R. Greve, American Journal of Sociology **103**, 1 (1997).
  - [17] P. Uetz *et al.* Nature **403**, 623 (2000).
  - [18] L. Giot *et al.*, Science **302**, 1727 (2003). typical networks
  - [19] A. Trusina, S. Maslov, P. Minnhagen and K. Sneppen, Physical Review Lett. **92**, 178702 (2004).
  - [20] S. Maslov, K. Sneppen and A. Zaliznyak, Physica A **333**, 529 (2004).
  - [21] We acknowledges the support of Swedish Research Council through Grants No. 621 2003 6290 and 629 2002 6258.