

On the properties of cycles of simple Boolean networks

Viktor Kaufman and Barbara Drossel

Institut für Festkörperphysik, TU Darmstadt, Hochschulstraße 6, 64289 Darmstadt, Germany

(Dated: June 25, 2018)

We study two types of simple Boolean networks, namely two loops with a cross-link and one loop with an additional internal link. Such networks occur as relevant components of critical $K = 2$ Kauffman networks. We determine mostly analytically the numbers and lengths of cycles of these networks and find many of the features that have been observed in Kauffman networks. In particular, the mean number and length of cycles can diverge faster than any power law.

PACS numbers: 89.75.Hc, 05.65.+b, 89.75.Hc

1. INTRODUCTION

The study of random Boolean networks is of great interest since these networks are one of the simplest models of genetic regulatory networks. Although they were introduced already 40 years ago by Kauffman[1], they are still poorly understood. Due to increasing computational power, it was recently discovered that old assumptions about the properties of the cycles of these networks have been wrong, see [2–4]. To better understand Boolean networks is an important requirement before being able to study successfully more realistic, but also more complicated models.

Random Boolean networks are directed graphs consisting of N binary nodes, each having inputs from K randomly chosen other nodes. To each node, a Boolean function is assigned that gives the updating rule of the node as function of input values. The network is updated synchronously, and starting from an initial state, the network eventually reaches a periodic trajectory (a cycle). The situation $K = 2$ is particularly interesting since it is the critical point between the ordered regime (where only a finite number of nodes are not frozen for $N \rightarrow \infty$) and chaos (where a small perturbation spreads through the entire network). For this reason, it was believed for a long time that the number and mean length of cycles of critical networks increases as a power law with network size N . However, recent computer simulations [2] as well as analytical calculations [5] indicate that the number of cycles of critical Boolean networks increases faster than any power law with N . So far, none of these studies provides direct intuitive insights in how this feature emerges from the network structure. Additionally, there is yet little agreement on the behavior of the mean length of cycles.

This work aims at understanding better how such vast numbers and sizes of cycles can emerge. For this purpose, we refer to the concept of *relevant nodes* introduced in [6]. These are those nodes of the network that can influence themselves via a loop of connections. Their state undergoes therefore a nonconstant sequence of values at least on some cycles. The network that remains after removing the irrelevant nodes consists only of loops and links between and inside loops. Most nodes are frozen [7],

and recent work [2] suggests that the number of relevant nodes increases as $N^{1/3}$ with the number of nodes. The reduced network that contains only the relevant nodes determines the number and lengths of cycles in the full network. It has only slightly more than one input per node. However, little is yet known about the number of cycles even on the simplest possible relevant networks, apart from simple loops. We therefore focus in this article on the cycles of two of the simplest relevant networks (or building blocks of relevant networks) that can be constructed, namely two cross-linked loops and one loop with an additional link within the loop. We shall see that the mean number of cycles on these simplest relevant networks increases faster than any power law with the number of nodes of these networks, and for some of these networks also the mean cycle length increases faster than any power law. Since it can be expected that these simple networks occur within the relevant network of critical Boolean networks, we now understand better properties of cycles in critical networks.

The outline of this paper is as follows: In the next section, we briefly review the properties of cycles on simple loops. In section 3, we study the cycles of two cross-linked loops. In section 4, we focus on loops with one additional link, and in the final section, we discuss our results.

2. SIMPLE LOOPS

Trivial loops consisting of N nodes are the simplest networks. Each node has one input, just as in a $K = 1$ network, and the nodes are connected to form a loop. Since we are only interested in systems consisting of relevant nodes, we consider the case where out of the 4 possible Boolean functions only the two nontrivial ones occur. These are “truth”, which simply copies the value of the input at the update, and the Boolean negation.

A loop with n negations can be mapped bijectively onto a loop with $n - 2$ negations by replacing the two negations with truth and by inverting the state of all nodes between these two links. For this reason, we need to consider only loops with zero negations and loops with one negation. We refer to these two situations as the “even” and “odd” case respectively. The dynam-

ics on these loops has the following obvious properties, see also [8], [9]:

1. After N updates, a loop with an even number of negations returns to the same state. A loop with an odd number of negations returns to the same state after $2N$ updates.
2. Consequently, each state is on a cycle, and the mean cycle length, multiplied by the number of cycles, is 2^N .
3. No cycle can be longer than N (even) or $2N$ (odd). Loops with zero negations have 2 fixed points (all 1 or all 0), and loops with one negation have a cycle of length 2 (alternating 0 and 1).
4. If N is a prime number, the number of cycles is given by

$$C_N = \begin{cases} 2 + \frac{2^N - 2}{N} & \text{even case} \\ 1 + \frac{2^N - 2}{2N} & \text{odd case} \end{cases} \quad (1)$$

This result does not apply to an odd two-node system $N = 2$. In this case, there is one cycle that comprises all 4 states.

5. If N is not a prime number, any divisor of N ($2N$) is also a cycle length. There exist more shorter cycles, and therefore the number of cycles is larger than the above expression.

To summarize, simple loops have a mean cycle length of the order of N , and an average number of cycles that increases as $2^N/N$, which is faster than any power law in N .

3. TWO LOOPS WITH CROSS-LINK

We next consider two loops of size N_1 and N_2 with a cross-link (see Fig. 1). We denote with Σ the node with two inputs, and with G_1 and G_2 the two nodes it receives its input from. Again, we consider only the case where all links are relevant. Without loss of generality, the first loop has only truth functions or one negation. The second loop has truth functions at all nodes apart from Σ , and one of the following three Boolean functions at Σ : f_{11} , which is 0 if and only if $G_1 = 0$ and $G_2 = 1$; f_{14} , which is 0 if and only if both its inputs are 0; and finally the function f_9 , which takes the value G_2 if $G_1 = 1$ and the inverted value of G_2 if $G_1 = 0$. The first two functions are canalyzing functions. This means that there exists at least one input configuration for which inverting one input does not change the output. The third function is reversible, since to each state the network has a unique predecessor. Each state of the system is therefore on a cycle, and the mean cycle length, multiplied by the number of cycles, is $2^{N_1+N_2}$. The other four canalyzing functions and the second reversible function need not be

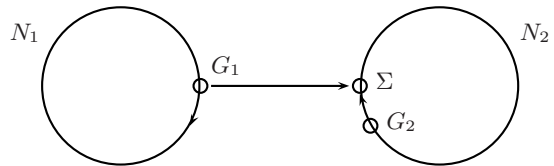


FIG. 1: Two loops with a cross-link.

considered, since networks with these functions can be mapped on networks with the given three functions by inverting the states of all nodes in the first loop, or by inverting the states of all nodes.

A. Case 1: N_1 and N_2 are prime numbers

In the following, we focus on the case that N_1 and N_2 are prime numbers (with $N_1 \neq N_2$). The first loop provides a periodic input to Σ of the period $p_1 = N_1$ or $2N_1$ or 1 or 2. Loop 2 behaves like a single loop, where the Boolean function at Σ changes between truth and negation (f_9) according to a pattern of period p_1 , or between negation and 1 (f_{11}), or between truth and 1 (f_{14}). Loop 2 returns to the same state no later than after $2p_1N_2$ updates. The largest cycle has therefore the length $4N_1N_2$ (except for $N_2 = 2$, where the largest cycle has the length $4N_1$).

If the Boolean function at Σ is canalyzing, most results can be derived from the observation that for $p_1 > 1$ the first input to Σ is 1 every $2N_1$ time steps, and possibly more often. Let us first consider the function f_{14} . A 1 at G_2 will lead again to a 1 at G_2 after nN_2 updates, for any integer n . A 0 at G_2 , combined with a 0 at G_1 , will lead to a 0 at G_2 after N_2 updates. However, at the latest after $n = 2N_1$ update cycles of length N_2 , this 0 will become a 1. Therefore, loop 2 will be frozen to all 1 after this time. The cycles of the network have length p_1 if $p_1 > 1$. If $p_1 = 1$, we obtain cycles of length N_2 and 1. We conclude that if there is a function f_{14} at Σ and no negation in loop 1, the system has $(2^{N_2} - 2)/N_2$ cycles of length N_2 , three cycles of length 1 and $(2^{N_1} - 2)/N_1$ cycles of length N_1 . If there is a function f_{14} at Σ and one negation in loop 1, we have one cycle of length 2 and $(2^{N_1} - 1)/2N_1$ cycles of length $2N_1$.

Next, let us consider the function f_{11} at Σ . If $p_1 = 1$ and loop 1 is in state 1, the entire system is frozen in state 1. If loop 1 is in state 0, loop 2 is like an independent loop with one negation. If $p_1 = 2$, the entire system has period 2. If $p_1 = N_1$ or $2N_1$, the first loop enslaves the second loop, completely determining its state and wiping out every memory of its initial state. Consequently, the cycle length is N_1 ($2N_1$) for an even (odd) first loop. We conclude that if there is a function f_{11} at Σ and no negation in loop 1, there is one cycle of length 1, one cycle of length 2, $(2^{N_2} - 2)/2N_2$ cycles of length $2N_2$,

and $(2^{N_1} - 2)/N_1$ cycles of length N_1 . If loop 1 has one negation, there is one cycle of length 2 and $(2^{N_1} - 2)/2N_1$ cycles of length $2N_1$.

To summarize so far, the number of cycles for a system with N_1 and N_2 being prime numbers and with a canalizing function at Σ is

$$\begin{aligned} C_{N_1, N_2}^{f_{14}} &= \begin{cases} 3 + \frac{2^{N_1} - 2}{N_1} + \frac{2^{N_2} - 2}{N_2} & \text{even loop 1} \\ 1 + \frac{2^{N_1} - 2}{2N_1} & \text{odd loop 1} \end{cases} \\ C_{N_1, N_2}^{f_{11}} &= \begin{cases} 2 + \frac{2^{N_1} - 2}{N_1} + \frac{2^{N_2} - 2}{2N_2} & \text{even loop 1} \\ 1 + \frac{2^{N_1} - 2}{2N_1} & \text{odd loop 1} \end{cases} \quad (2) \end{aligned}$$

(These equations are modified if one of the loop sizes is $N_i = 2$. The terms with $2N_i$ in the denominator then have to be dropped.) For large N_1 and N_2 the mean number of cycles grows as $2^{N_{\max}}/N_{\max}$ with N_{\max} being the larger of the two loop sizes, and the mean cycle length increases linearly with N_{\max} .

Finally, let us consider the function f_9 at Σ . If an even loop 1 is frozen in state 1 (0), loop 2 behaves like an even (odd) independent loop. We get 2 fixed points (one cycle of length 2) for the entire network and $(2^{N_2} - 2)/N_2$ cycles of length N_2 ($(2^{N_2} - 2)/2N_2$ cycles of length $2N_2$). If an odd loop 1 is on the cycle of length 2, the two loops have one cycle of length 4 and $(2^{N_2} - 2)/2N_2$ cycles of length $4N_2$.

If loop 1 has period $p_1 = N_1 > 1$ with an even number of 0s, the state of G_2 will be the same every $N_1 N_2$ time steps. For a given cycle with period N_1 on loop 1, two cycles with period N_1 of the entire system can be constructed in this case as follows. Begin by fixing the initial value of one node in loop 2. After one time step, the next node on loop 2 (in clockwise direction) will be the one that is fixed, etc. Update the system for N_1 time steps and observe the value that will be fixed then, and choose this to be the initial state of that node. After iterating this procedure N_2 times, one has fixed the initial state of all N_2 nodes, and one returns to the initial node. Due to the even number of zeros on loop 1, the initial node will then have again its initial value. We have thus created an initial state that lies on a cycle of length N_1 . A second cycle of length N_1 is created by starting with the second possible initial value. All other cycles have the period $N_1 N_2$.

If loop 1 has period $p_1 > 1$ with an odd number of 0s, which is always the case for an odd loop 1, the state of G_2 will be the same every $2p_1 N_2$ time steps. For a given cycle with period p_1 on loop 1, a cycle with period $2p_1$ of the entire system can be constructed as above, since two subsequent periods of loop 1 have an even number of 0s. The other cycles have length $2N_2 p_1$.

Our considerations lead to the following numbers and lengths of cycles in systems with a reversible function at Σ :

length		1		2		$\frac{N_2}{N_2}$		$\frac{2N_2}{2N_2}$		$\frac{N_1}{N_1}$		$\frac{2N_1}{2N_1}$
number		2		1		$\frac{2^{N_2} - 2}{N_2}$		$\frac{2^{N_2} - 2}{2N_2}$		$\frac{2^{N_1} - 2}{N_1}$		$\frac{2^{N_1} - 2}{2N_1}$

length		$N_1 N_2$		$2N_1 N_2$
number		$\frac{(2^{N_1} - 2)(2^{N_2} - 2)}{2N_1 N_2}$		$\frac{(2^{N_1} - 2)(2^{N_2} - 2)}{4N_1 N_2}$

for an even loop 1, and

length		4		$4N_2$		$4N_1$		$4N_1 N_2$
number		1		$\frac{2^{N_2} - 2}{2N_2}$		$\frac{2^{N_1} - 2}{2N_1}$		$\frac{(2^{N_1} - 2)(2^{N_2} - 2)}{4N_1 N_2}$

for an odd loop 1. (Again, the results are modified if a loop has size 2. For $N_1 = 2$ and an even loop 1, there is no cycle of length N_1 or $N_1 N_2$, and the cycles of length $2N_1$ and $2N_1 N_2$ occur twice as often. For an odd loop 1, the first two columns vanish, and the other two cycle numbers are doubled. For $N_2 = 2$ and an even loop 1, column 3,5,7 vanish, the cycle numbers in column 4,6,8 are doubled. For an odd loop 1, column 1 and 3 vanish, and the other cycle numbers are doubled.)

The mean number of cycles diverges as

$$C_{N_1, N_2}^{f_9} \simeq \begin{cases} \frac{3 \cdot 2^{N_1 + N_2}}{4N_1 N_2} & \text{even loop 1} \\ \frac{2^{N_1 + N_2}}{4N_1 N_2} & \text{odd loop 1} \end{cases} \quad (3)$$

and the mean cycle length increases as $N_1 N_2$. Apart from the prefactor, this result is the same as for two uncoupled loops.

B. Case 2: $N_1 = N_2 \equiv N$

We call this case ‘‘resonant’’, because here one has substantially more cycles for canalizing f s in comparison to the case $N_1 \neq N_2$ with N_1, N_2 of the same order of magnitude. Since each node value of loop 2 can be changed at Σ by exactly one node value of loop 1, the system can be decomposed into N independent systems of 2 nodes, where the first node receives input from itself (negation for an odd loop 1, otherwise truth function), and the second node receives input from both nodes. These N systems are updated one after another. If the first loop is even and the Boolean function at Σ is f_{14} , the 2-node system has three cycles of length 1. The complete system has therefore 3 cycles of length 1 and $\frac{3^N - 3}{N} - \delta_{N,2}$ cycles of length N .

If the first loop is odd and the Boolean function at Σ is f_{14} , the 2-node system has one cycle of length 2. The complete system has therefore one cycle of length 2 and $\frac{2^N - 2}{2N}$ cycles of length $2N$. The first loop enslaves the second loop. (For $N = 2$, there is only one cycle of length 4.)

If the first loop is even and the Boolean function at Σ is f_{11} , the 2-node system has one cycle of length 1 and 1 cycle of length 2. The complete system has therefore one cycle of length 1, one cycle of length 2, and $\frac{3^N - 3}{2N}$ cycles of length $2N$. (For $N = 2$, there are only two cycles of length 4.)

If the first loop is odd and the Boolean function at Σ is f_{11} , the first loop enslaves the second loop. The complete system has therefore one cycle of length 2 and

$\frac{2^N-2}{2N}$ cycles of length $2N$. (For $N = 2$, there is only one cycle of length 4.)

If the first loop is even and the Boolean function at Σ is f_9 , the 2-node system has two cycles of length 1 and one cycle of length 2. The complete system has therefore two cycles of length 1, one cycle of length 2, $\frac{2^N-2}{N}$ cycles of length N (none for $N = 2$), and $\frac{4^N-2^N-2}{2N}$ (3 for $N = 2$) cycles of length $2N$.

If the first loop is odd and the Boolean function at Σ is f_9 , the 2-node system has one cycle of period 4. The complete system has therefore one cycle of period 4 and $\frac{4^N-4}{4N}$ cycles of period $4N$. (For $N = 2$, there are only two cycles of length 8.)

For large N , the number of cycles diverges as

$$\begin{aligned} C_{N,N}^{f_9} &\simeq \frac{4^N}{2N} \text{ or } \frac{4^N}{4N} \\ C_{N,N}^{f_{14}} &\simeq \frac{3^N}{N} \text{ or } \frac{2^N}{2N} \\ C_{N,N}^{f_{11}} &\simeq \frac{3^N}{2N} \text{ or } \frac{2^N}{2N} \end{aligned} \quad (4)$$

for an even or odd first loop, and the mean cycle length increases linearly in N . Our computer simulations are in agreement with the analytical results.

C. Case 3: General N_1 and N_2

If N_1 and/or N_2 are not prime numbers, there are more cycles. First, let us consider the case that N_1 and N_2 have no common divisor and that loop 1 is even if N_2 is even. The above listed cycle lengths 1, 2, N_1 , N_2 , $2N_1$, $2N_2$, $4N_1$, $4N_2$, N_1N_2 , $2N_1N_2$, $4N_1N_2$ still occur, but there exist additional cycle lengths, which are obtained by replacing N_1 and/or N_2 with one of its divisors. The numbers of cycles with lengths from the list will decrease accordingly.

In the remainder of this section we consider the more interesting case that the cycle length of loop 1, P_1 , and N_2 have a greatest common divisor $g \equiv g(P_1) > 1$. This is always the case if N_1 and N_2 have a common divisor. The special case $N_1 = N_2$ was treated in the previous subsection.

The least common multiple of P_1 and N_2 is P_1N_2/g and, for a given P_1 , the largest possible cycle length is $2P_1N_2/g$ and the smallest possible cycle length is P_1 . The values of one period of loop 1 and the nodes of the second loop split into g independent subsystems with P_1/g values in each periodic sequence from loop 1 at G_1 , and N_2/g nodes from the second loop. One subsystem is updated at a time and takes place of the next one in the sequence. For a handy picture of the subsystems one can imagine the sequence of period P_1/g as being produced by an even loop with P_1/g nodes. In the case of an odd loop 1 and an even P_1/g , the second half of the period of such a new loop 1 in a subsystem is the inversion of the first half. In the case of an odd loop 1 and an odd P_1/g

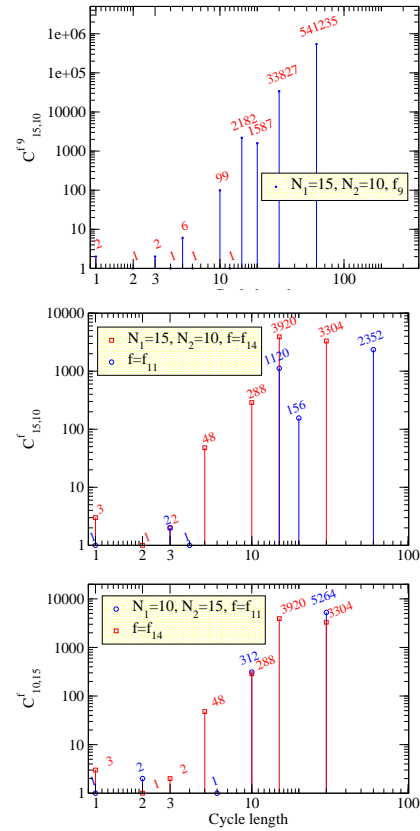


FIG. 2: Three examples of numerical results for the number of cycles as function of their length for two loops with a crosslink, with an even first loop

the subsystems come in pairs; to each subsystem with an odd number of 0s in the periodic sequence from loop 1 there exists a subsystem with an even number of 0s. The 0s and 1s are interchanged. We call these subsystems complementary.

The numbers and lengths of cycles of a subsystem can be calculated according to the rules outlined in the previous subsections. Let us now point out some rules that help determining the possible cycle lengths of the entire system if the cycles in the subsystems are given, their lengths be denoted by p_1, p_2, \dots . If each subsystem is on a different cycle, the cycle length of the entire system is $T = \text{LCM}(p_1g, p_2g, \dots)$. LCM stands for the least common multiple. Otherwise shorter cycles can exist. For example, if all subsystems are on the same cycle, $p_1 = p_2 = \dots = p$, the phase shifts between subsystems can be arranged in such a way that overall periods shorter than pg occur. These periods can be any divisor of pg that is a multiple of p , but not a multiple of g .

Now, let us turn to the number of cycles. We first consider the reversible Boolean function f_9 at Σ . If N_1 and N_2 are large and for an even first loop, it is sufficient to consider $P_1 = N_1$, so that each subsystem is approximately with probability 0.5 on a cycle of length $N_1/g \cdot N_2/g$ and with probability 0.5 on a cycle of length

$N_1/g \cdot 2N_2/g$. The subsystems are almost certainly on different cycles. The probability that the overall cycle length is N_1N_2/g is 0.5^g , and the probability that the overall cycle length is $2N_1N_2/g$ is $(1 - 0.5^g)$. We can neglect the cycles of length N_1N_2/g , since their number is $0.5^g/(1 - 0.5^g)$ times smaller than that of the cycles of length $2N_1N_2/g$. The next neglected contributions to the number of cycles would be from cycles of lengths $2N_2, N_2, 2N_1, N_1$.

If the first loop is odd, we can restrict ourselves to looking at $P_1 = 2N_1$. Each subsystem or each pair of complementary subsystems is with probability near to 1 on a cycle of length $2 \cdot 2N_1/g \cdot N_2/g$, and the overall cycle length is $4N_1N_2/g$. In our estimation for the number of cycles the most significant contributions we neglect come from cycles of lengths $2P_1$ with $P_1 = 2N_1$ and $4N_2/g$ with $P_1 = 2$. Equation (3) for the mean number of cycles for large N_1 and N_2 becomes now

$$C_{N_1, N_2}^{f_g} \simeq \begin{cases} \frac{g}{2} \frac{2^{N_1+N_2}}{N_1N_2} & \text{even loop 1} \\ \frac{g}{4} \frac{2^{N_1+N_2}}{N_1N_2} & \text{odd loop 1} \end{cases} \quad (5)$$

For analyzing Boolean functions, there is now a big difference between the case of an even loop 1 and an odd loop 1. If loop 1 is odd for odd N_2 it always enslaves the second loop, and the value of N_2 does not matter. We obtain no new results beyond what has been written in the previous subsections. The majority of cycles have length $2N_1$. Their number is of the order of $2^{N_1}/2N_1$. We obtain this and the following results systematically by combining the results for individual subsystems. For instance, for even N_2 and $P_1 = 2$ one of the two subsystems is all 1 and the other one is all 0. For the function f_{14} at Σ we then get of the order of $2^{N_2/2}/(N_2/2)$ cycles of length N_2 . For f_{11} we get of the order of $2^{N_2/2}/N_2$ cycles of length $2N_2$.

For an even loop 1 the change in cycle size and number is dramatic compared to the case where N_1 and N_2 are prime numbers. In particular, cycles of lengths N_1N_2/g and $2N_1N_2/g$ appear now, since some subsystems may have the period N_1/g and some subsystems the period N_2/g . Let us first consider the function f_{14} . For large N_1 and N_2 , each subsystem is almost certainly in one out of approximately $2^{N_1/g}$ states belonging to cycles of length N_1/g or in one out of $2^{N_2/g}$ states belonging to cycles of length N_2/g . The number of cycles for large N_1 and N_2 is therefore

$$C_{N_1, N_2}^{f_{14}} \simeq \frac{g}{N_1N_2} \left(2^{N_1/g} + 2^{N_2/g} \right)^g. \quad (6)$$

A more detailed treatment leads to the following expression for this quantity

$$C_{N_1, N_2}^{f_{14}} \simeq \frac{g(2^{N_1/g} + 2^{N_2/g} - 1)^g}{N_1N_2} + \frac{(2^{N_1/g} + 1)^g}{N_1} + \frac{(2^{N_2/g} + 1)^g}{N_2}, \quad (7)$$

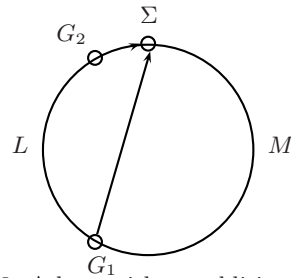


FIG. 3: A loop with an additional link

where the dominant cycles of the lengths N_1N_2/g , N_1 and N_2 have been taken into account.

Finally, let us consider the Boolean function f_{11} . If N_1/g is even, the longest cycle length is N_1N_2/g , otherwise it is $2N_1N_2/g$. We have therefore

$$C_{N_1, N_2}^{f_{11}} \simeq \begin{cases} \frac{g(2^{N_1/g} + 2^{N_2/g} - 1)^g}{\frac{N_1N_2}{(2^{N_2/g} + 1)^g}} + \frac{(2^{N_1/g} + 1)^g}{N_1} + \frac{(2^{N_2/g} + 1)^g}{2N_2} & \text{even } N_1/g \\ \frac{g(2^{N_1/g} + 2^{N_2/g} - 1)^g}{\frac{2N_1N_2}{(2^{N_2/g} + 1)^g}} + \frac{(2^{N_1/g} + 1)^g}{2N_1} + \frac{(2^{N_2/g} + 1)^g}{2N_2} & \text{odd } N_1/g \end{cases} \quad (8)$$

As an illustration of the findings of this subsection, we show in figure 2 the results of three numerical evaluations of the cycles of a two-loop system with $g = 5$. Compared to two independent loops, for which the largest cycle length is N_1N_2/g , the largest cycle can now have up to four times this length. When the Boolean function at Σ is analyzing, the cycles are comparatively shorter and there are more of them. In any case there exist characteristic dominant cycle lengths. The total number of cycles increases faster than any power law with N_1 and N_2 , but the mean cycle length increases linearly in N_1 and N_2 .

4. LOOPS WITH ONE ADDITIONAL LINK

Now let us turn to a loop of size $N = L + M + 2$ with one additional link, as shown in figure 3. We denote with Σ the node with two inputs, and with G_1 and G_2 the two nodes it receives its input from. Again, we consider only the case where all links are relevant. Without loss of generality, we can assume that the Boolean functions at all nodes apart from Σ are truth functions. At Σ , we shall consider the reversible function f_g , and the analyzing functions f_{14} , f_{11} , f_4 , and f_1 . f_4 is 0 if the input from G_1 is 1, and otherwise it copies the values of the second input. f_1 yields 1 if and only if both inputs are 0. Systems with the other Boolean functions can be mapped on systems with these functions by inverting the states of all nodes. We count the nodes counterclockwise, assigning to G_2 the index $x = 1$, to G_1 the index $x = L + 1$, and to Σ the index $x = N \equiv 0$.

A system with $n < L$ nodes on the connection from G_1 to Σ can be mapped on the system shown in figure 3 by connecting node number $L + 1 - n$ directly to Σ . In the following, we will first consider the four canalysing functions, and then the reversible function. We will use analytical calculations as well as computer simulations.

A. Case 1: Boolean function f_{14} at Σ

We first consider the simplest case, where an output 0 is only obtained if both inputs are 0. Starting from a random initial condition, the initial number of 0s cannot increase. There are two fixed points, all 0 and all 1. Every 0 needs another 0 L steps back along the loop links in order to survive. Nontrivial cycles occur only if the greatest common divisor of N and L is $g > 1$. There are then g independent sets of nodes, which can be assigned a value 0 or 1. There are $2^g - 2$ states on cycles of length g or one of its divisors. The number of cycles, averaged over L and over a small interval of N values increases at least as $2^{N/2}/N^2$ with N , since for even N and $L = N/2$ we have $g = N/2$.

B. Case 2: Boolean function f_4 at Σ

The next canalysing function we consider yields a 0 if the first input is 1, and copies the value of the second input otherwise. Starting from a random initial condition, each node value 0 comes back to the starting location without change after one rotation (i.e., after N time steps). On a cycle, each 1 at G_2 must be followed by a 0 at G_1 , L nodes back, otherwise it would disappear as it passes Σ . Let us consider the sequence of states of G_2 every L time steps on a cycle. If g is the largest common divisor of L and N , there are g independent sequences of length N/g . For the number ϕ_N of different sequences of period N , where each 1 is followed by a 0, one obtains the recursive equation

$$\phi_N = \phi_{N-1} + \phi_{N-2},$$

since a sequence of length N can be obtained by adding a 0 after the first 1 of a sequence of length $N - 1$ (or at the end, if there is no 1) or by adding a 01 after the first 1 of a sequence of length $N - 2$ (or a 00 at the end, if there is no 1). The initial condition is $\phi_1 = 1$ and $\phi_2 = 3$. For large N , we make the ansatz $\phi_N = a \cdot b^N$, which leads to $b = (1 + \sqrt{5})/2$. For $2 \leq N \lesssim 20$, we find numerically $a = 1$ using $b \simeq e^{0.48121}$. Consequently, if N and L have no common divisor, we expect the number of cycles to be

$$C_N^{f_4} \simeq \frac{e^{0.48121N} - 1}{N} + 1. \quad (9)$$

Otherwise, the number of cycles is somewhat larger. These results are confirmed numerically, as shown in figure 4, where averaging over different L has been performed.

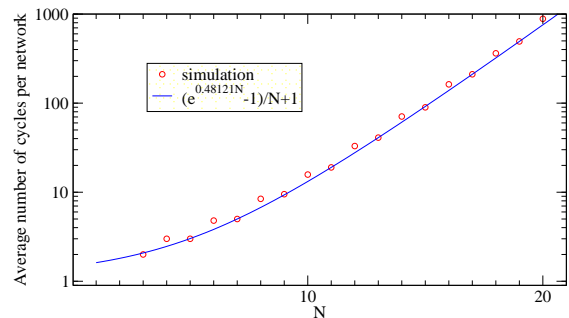


FIG. 4: Mean number of cycles per network for the canalysing function f_4 at Σ .

C. Case 3: Boolean function f_1 at Σ

Now we continue with a more complex case: the canalysing function f_1 yields 1 if and only if both inputs are 0. Consequently, if one of the two inputs is 1, the output is 0. We will see that there are again exponentially many cycles.

First, let us consider the fate of a node value 1 on a cycle as we iterate the network. This 1 moves from site x to site $x - 1$ during one time step. As it reaches the node G_1 , it produces a 0 at Σ . When it reaches G_2 , it produces another 0 exactly L sites behind the first one. These two zeros will produce a value 1 as soon as they reach the nodes G_1 and G_2 respectively. Thus, a 1 comes back to its original place after $2N - L$ steps. In the same way, each pair of 0s, L steps apart from each other, will come back to their original places after $2N - L$ steps. One can easily see that every 0 on a cycle must be a part of such a pair: consider a 1 that has just been created at site Σ . If after L time steps there is a 0 at Σ , there must be at the same time a 1 at G_1 . After L additional time steps, there is consequently a 0 at Σ . We conclude that the period of the cycles is $2N - L$ or one of its divisors. For $L = 1$, the number of cycles is equal to the number of sequences of length N , where 0s always occur in pairs, with an appropriate boundary condition at Σ . The number of such sequences ϕ_N satisfies the recursion relation

$$\phi_N = 2\phi_{N-1} - \phi_{N-2} + \phi_{N-3}, \quad N \geq 4. \quad (10)$$

This relation can be explained as follows: A sequence of length N is constructed by inserting a 1 or a 0 after the first 1 in a sequence of length $N - 1$ (giving $\phi_N = 2\phi_{N-1}$). If there was another 1 after the first 1, insertion of a 0 is forbidden. The number of such forbidden sequences is ϕ_{N-2} , since they are obtained by inserting a 1 after the first 1 in a sequence of length ϕ_{N-2} . We therefore have to subtract ϕ_{N-2} . In order to construct sequences where the first 1 is followed by 001, we insert these 3 bits after the first 1 in a sequence of length $N - 3$. This means that we have to add ϕ_{N-3} . Sequences that contain all 0 or one 1 at the end are constructed from the all 0 se-

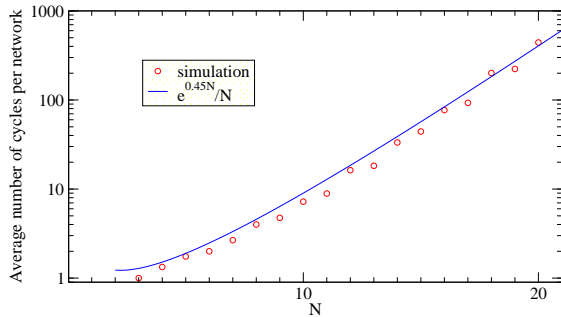


FIG. 5: Mean number of cycles per network for the analyzing function f_8 at Σ .

quence of length $N - 1$ by inserting a 0 or a 1. Taking into account the boundary condition, the starting values are $\phi_1 = 0, \phi_2 = 3, \phi_3 = 5$. The approximate solution of Eq. (10), valid with the precision of the numerical evaluation for $N \lesssim 20$, is $\phi_N = 0.75488 \exp(0.5624N)$. The total number of cycles for $L = 1$ can now be estimated as $\phi_N / (2N - 1)$. For larger L , the periodic sequence of node values at distance L passes the node Σ L times, and the boundary conditions are more involved. We found numerically that for large L the factor in the exponent is smaller. Figure 5 shows the number of cycles, averaged over L , obtained using computer simulations. The asymptotic increase is not yet visible for these small values of N .

D. Case 4: Boolean function f_{11} at Σ

The last analyzing function that we want to consider, produces 1 if the first input is 1 and inverts the second input otherwise. This means that the update rule gives 0 if and only if the first input is 0 and the second one is 1. The system has a fixed point with all states being 1. Let us consider the fate of a node value 1 on a cycle as we iterate the network. This 1 moves from site x to site $x - 1$ during one time step. When it reaches the node G_1 it produces a 1 at Σ . Thus, a 1 comes back to its original place after $N - L$ steps. Similarly, a 0 comes back to its original place after $N - L$ steps, if there was a 1 at this place L time steps before. We now show that the period of a cycle is indeed $N - L$ (or a divisor thereof) by demonstrating that at each site there must be a 1 L time steps after a 0. Consider site Σ , and assume that its state is 0. This 0 can only have been produced if there is a 0 at site L . L time steps later, there must consequently be a 1 at site Σ .

In order to estimate the number of cycles, let us consider the sequence of states at G_1 every L time steps for N such time intervals. For $L = 1$ the number of states on cycles is equal to the number of these sequences with an

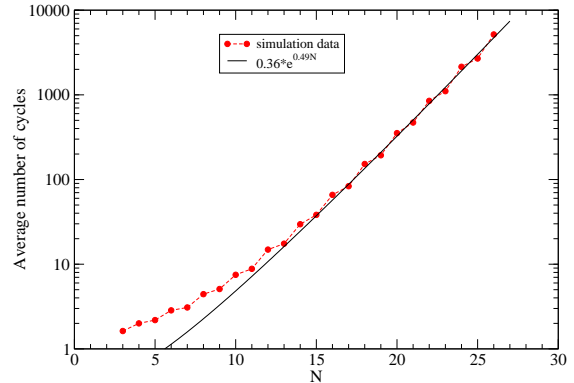


FIG. 6: Mean number of cycles per network for a analyzing function at Σ .

appropriate boundary condition. Such sequences have no two 0s next to each other and their number satisfies the recursion relation $\phi_N = \phi_{N-1} + \phi_{N-2}$, since a sequence of length N can be generated either by adding a 1 after the first 0 in the sequence of length $N - 1$ or by adding a 10 after the first 0 in a sequence of length $N - 2$. The recursion relation can be shown to hold for $L \ll N$, only a prefactor of the solution changes. Note that the recursion relation is identical to the one in the case of the Boolean function f_4 . The total number of cycles diverges therefore as $e^{0.48121N} / N$, just as before.

The results for all four analyzing functions indicate that the mean number of cycles per network, averaged over all analyzing functions and values of L , should increase at least as fast as $e^{0.5624N} / N^2$, since a fraction of the order $1/N$ of all networks of size N have of the order of $e^{0.5624N} / N$ cycles. However, this behavior is not yet visible for the N values used in our computer simulations shown in figure 6.

E. Case 5: Boolean function f_9 at Σ

If the Boolean function at Σ is reversible, the dynamics on the system is reversible. All states are on cycles. Since a network with $L \leq M + 2$ maps on a network with $L > M + 2$ under time reversal, it is sufficient to consider the case $L \leq M + 2$, or equivalently

$$1 \leq L \leq [N/2] \quad (11)$$

Figure 7 shows the time reversed network, with

$$\begin{aligned} L' &= M + 2 = N - L \\ M' &= L - 2 \end{aligned} \quad (12)$$

Negative values correspond to self links.

If g is the greatest common divisor of N and L , the set of all nodes splits into g independent subsystems with

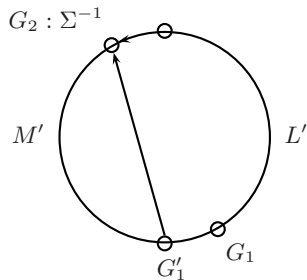


FIG. 7: The network corresponding to the time reversed network in Fig. 3 for a reversible Boolean function at Σ

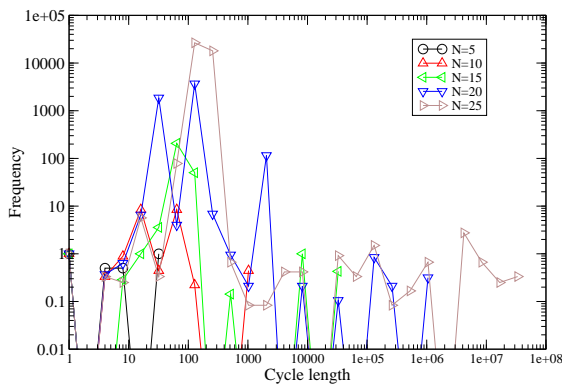


FIG. 8: Number of cycles within intervals $[2^n, 2^{n+1}]$ for a reversible Boolean function at Σ , for selected values of N , averaged over the possible values of L .

N/g nodes, just as for the canalizing functions. In contrast to the canalizing functions, each state is now part of a cycle. The most striking finding is that there occur now cycles of a length of the order of 2^N . Figure 8 shows the result of computer simulations for different values of N . One can see that for each of these N values, there exist cycles of a length close to 2^N . Figure 9 shows the mean number and length of cycles as a function of N . The mean cycle number

$$\bar{C}_N = \frac{1}{N-1} \sum_{L=1}^{N-1} C_{N,L}$$

shows an exponential increase for N values that are not prime numbers. The mean cycle length \bar{P}_N can be defined in different ways:

(a) As the mean over all cycle lengths of all systems,

$$\bar{P}_N^{(1)} = \frac{\sum_L C_{N,L} \bar{P}_{N,L}}{\sum_L C_{N,L}}.$$

With this definition, we obtain

$$\bar{P}_N^{(1)} \bar{C}_N = 2^N. \quad (13)$$

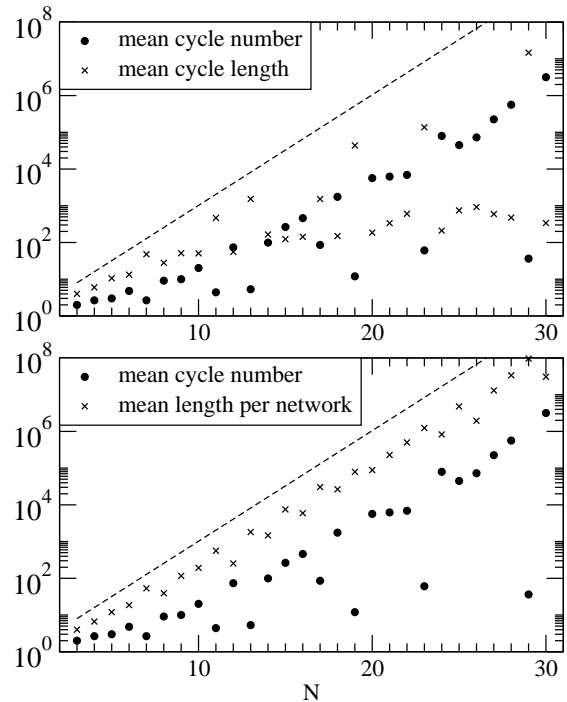


FIG. 9: Mean cycle number and length as function of N . Top: The cycle length is averaged over all cycles of all systems. Bottom: The mean cycle length is first evaluated for each system separately, before averaging over all systems. The dashed line is the function 2^N .

This dependence can clearly be seen in the top part of Figure 9, where the mean cycle length is largest when N is a prime number and when the cycle number is smallest. (b) As the mean cycle length of a system, averaged over L ,

$$\bar{P}_N^{(2)} = \frac{1}{L} \bar{P}_{N,L}.$$

This definition is more physical, since each system should be given the same weight. With this definition, the mean cycle length increases exponentially for all N , as shown in the bottom part of Figure 9.

A third possible definition of the mean cycle length, which assigns to each possible initial state the same weight, leads to even larger values.

The occurrence of extremely long periods in systems like these has been known for some time and has been used in a certain class of random number generators, see [10], the so-called *Additive Lagged Fibonacci Generators*. In these random number generators, a sequence of m -bit numbers x_k is generated by the rule

$$x_k = x_{k-p} + x_{k-p+q} \pmod{m}.$$

Setting $m = 1$, $p = N$, $q = L$, and using the reversible

function f_6 , this rule gives the sequence of bits generated at node Σ in our network.

F. General considerations

We conclude this section by deriving some general results for the numbers and lengths of cycles in our simple networks. First, we find a lower bound for the number of cycles for a loop with an extra link for certain values of N . We start with

$$C_{2N}^{2L} \geq C_N^L \cdot C_N^L / 2.$$

The system splits into 2 independent subsystems, and the inequality arises because the cycles of the subsystems can have several values of the phase difference, if their periods have a common divisor. Iterating this equation gives

$$C_{2^\nu N_0}^{2^\nu L_0} \geq \left(C_{N_0}^{L_0} / \sqrt{2} \right)^{2^\nu} \equiv C_0^{2^\nu N_0} = C_0^N.$$

Now, a given value of L occurs with probability $1/N$ in a system of size N , and therefore the mean number of cycles in a system of size $N = 2^\nu N_0$ satisfies the inequality

$$C_N \geq \frac{1}{N} (C_0)^N \equiv 2^{AN} / N. \quad (14)$$

The number of cycles increases exponentially with N .

Next, we note that we find always an average of one fixed point per network. For a canalyzing Boolean function at Σ , we always find an average number of $1/4$ cycles of length 2. The first finding can be understood in the following way. If we look at the state space and consider the ensemble of all networks of size N with all combinations of update functions, the successor of a state will be with equal probability every possible state, including itself. The probability that a state is a fixed point is therefore $1/2^N$. Summing over all states gives an average of one fixed point.

Now let us consider cycles of length 2. First of all, there are no such cycles with reversible update rules. As a matter of fact, depending on L , for the inputs of Σ on a cycle of length 2 there exist only two possibilities: they alternately take on the values (0, 1) and (1, 0) or they alternate between (0, 0) and (1, 1). In both cases the output of the reversible function would be constant, thus leaving no space for a cycle of length 2.

We turn to the canalyzing functions. Simulation data show that on average every fourth network has a cycle of length 2. We want to give two different proofs for this. Consider a state $g^{(i)}$. As with the fixed points, the statistical probability that $g^{(i)}$ is followed by $g^{(j)}$ under the dynamics, is $1/2^N$. We denote the corresponding set of networks that make this transition by \mathcal{N}_{ij} . The question now is, what is the probability that the state $g^{(j)}$ returns to $g^{(i)}$ in the next step. For the networks in \mathcal{N}_{ij} to perform the transition $i \mapsto j$ for fixed i and j the update rule at Σ is fixed for one of 4 input states, thus ruling out

4 out of the 8 canalyzing Boolean functions. Thus the probability, that \mathcal{N}_{ij} leads $g^{(j)}$ to $g^{(i)}$ at the next time step is $4/(8 \cdot 2^N)$. Altogether we get the following result for the probability p_2 of a cycle of length 2:

$$p_2 = \frac{1}{2} \sum_{i,j} \frac{1}{2^N} \frac{1}{2 \cdot 2^N} = 1/4 \quad (15)$$

We can also see this directly, by constructing explicitly the cycles of length 2. These cycles are sequences of alternating 0 and 1s, which have two 0s (or two 1s) together at Σ for odd N s. Without loss of generality, we use only truth functions as update rules at nodes with one input. Σ has either inputs alternating between 0, 1 and 1, 0 for odd L , or inputs alternating between 0, 0 and 1, 1 for even L , and the output must be alternating 0s and 1s. In each mentioned case, for any fixed N and L , two of eight canalyzing functions are suitable. For example, for an odd N and odd L the output for the input state 01 (the right value is the first input), has to be 1; it has to be 0 for 10. Thus for all L s and for all possible update rules the fraction of networks with a length 2 cycle is $2/8 = 1/4$.

5. CONCLUSIONS

In this paper, we have investigated mainly analytically the effect of adding one additional link to networks consisting of one or two simple loops. There was a big difference in the typical numbers and lengths of cycles between networks with a canalyzing Boolean function and networks with a reversible Boolean function. For two loops with a cross-link, a reversible coupling function between the two loops leads to results very similar to those for two independent loops. However, a canalyzing function reduces the typical values of cycle length and number to those of a single loop. One gets an increased number of cycles for $N_1 = N_2$. For canalyzing functions one finds several dominant cycle lengths.

For loops with an additional link, one of the canalyzing functions can freeze the entire network, while other canalyzing functions produce cycles of a period up to $2N$. The number of cycles increases exponentially with N , but not as fast as for simple loops. The most interesting finding was that a reversible function generates mean cycle lengths that increase exponentially with the network size.

We thus have shown that even very simple networks consisting of relevant nodes with reversible couplings have a mean cycle length and a mean cycle number that increase faster than any power law in network size. On the other hand, canalyzing couplings tend to reduce the cycle length and number compared to the case where the additional link is absent. It will be interesting to see how these two contrary effects of canalyzing and reversible couplings work together in more complicated relevant components of larger networks.

Our calculations give some indications for why it is so difficult to measure correct values for cycle numbers and lengths in computer simulations of critical Kauffman networks. Even for the simple components considered in this paper, there are cycles that can only be reached from a small fraction of initial conditions. For instance, in the case of two loops with a cross-link, many cycles have a frozen first loop. However, these cycles are only reached from initial conditions with a frozen first loop, which are a fraction of the order 2^{-N_1} of all initial conditions. Furthermore, for combinations of N_1 and N_2 , or of N and L , which have many common divisors, there exist particularly large numbers of cycles. By sampling only a small number of initial conditions, it will never be possible to find all these cycles. For these reasons, we have always performed a complete search of state space in the simulations reported in this paper.

The findings of this paper teach us a third lesson: Even with a thorough exploration of state space, it can be difficult to see the true asymptotic behavior of mean cycle numbers or sizes, as demonstrated in the case of a loop with an additional link and with a canalizing coupling. Different contributions for different coupling functions and for different values of L can increase in a different way with N . The contribution that increases fastest will only dominate if N becomes very large. Only then will the true asymptotic behavior become visible.

One of the main conclusions of these findings is that a purely numerical investigation of Kauffman networks will never produce reliable results. It is essential to develop analytical approaches that help to understand the important features of these systems. Up to now, there exist few analytical studies, and many more will be needed before Kauffman networks will be fully understood.

-
- [1] S. Kauffman, *J. Theor. Biol.* **22**, 437 (1969).
 - [2] J. Socolar and S. Kauffman, *Phys. Rev. Lett.* **90**, 068702 (2003).
 - [3] S. Bilke and F. Sjunnesson, *Phys. Rev. E* **65**, 016129 (2002).
 - [4] U. Bastolla and G. Parisi, *Physica D* **115**, 203 (1998).
 - [5] B. Samuelsson and C. Troein, *Phys. Rev. Lett.* **90**, 098701 (2003).
 - [6] U. Bastolla and G. Parisi, *Physica D* **115**, 219 (1998).
 - [7] H. Flyvbjerg, *J. Phys. A* **21**, L955 (1988).
 - [8] M. Aldana-Gonzalez, S. Coppersmith, and L. Kadanoff, *Perspectives and Problems in Nonlinear Science* pp. 23–89 (2003).
 - [9] H. Flyvbjerg and N. J. Kjær, *Journal of Physics A* **21**, 1695 (1988).
 - [10] G. Marsaglia, *Computer Science and Statistics: Proceedings of the Symposium on the Interface, 16th, Atlanta, Georgia* (1984).