

Tunneling system coupled to phonon: an analytical treatment

S. Paganelli^{1,2} and S. Ciuchi³

¹*Dipartimento di Fisica, Università di Roma La Sapienza, P. A. Moro 2, I-00185 Rome, Italy*

²*Dipartimento di Fisica, Università di Bologna, Via Irnerio 46, I-40126, Bologna, Italy*

³*Dipartimento di Fisica, Università dell'Aquila, Via Vetoio, I-67100 L'Aquila, Italy*

(Dated: September 20, 2019)

We give an analytical formula for the spectral function of a tunneling electron coupled to local phonon in a two site cluster at non zero temperature. We compare electron and polaron spectral functions as a function of temperature and coupling. We found that polaron is well defined quasi particle in the anti-adiabatic regime and at sufficiently low temperature. We also found that there is no shrinking of the polaron band as temperature increases. Polaron bandwidth gets broader by temperature effects.

I. INTRODUCTION

Tunneling of a charge between localized sites, in a cristal or a molecular system, can be hugely affected by coupling with optical phonon modes. The competition between kinetic energy of the charge and localization effects due to local coupling with phonon produces the small polaron, i.e. a charge dressed by a cloud of multi-phonon processes, when the latter prevails.

To have a *small* polaron we thus must have a short-range electron-phonon interaction and narrow bands [1, 2]. In fact, if the crystal can be considered as made of strongly deformable molecular-like units with narrow-band electrons hopping from one to another, then the conditions for a strong polaron effect can be realized [2]. In realistic structures, for example transition metal oxides or organic metals, such units exist which provide local (oscillation) phonon modes and are indeed strongly coupled to well-defined electronic orbitals.

The concept of small polaron, introduced in the afore mentioned cases of solid state physics, is relevant also in the physics of organic materials. In this cases molecular units leading to very narrow bands are easily realized e.g. the case of organic polymers [3] in which bandwidth is of the order of eV. In the case of sufficiently pure acenes crystals [4] very narrow bands are also found, due to extremely weak Van Der Waals forces between the molecular units, here the typical bandwidth is of the order of few hundreds of meV. In these compounds we can approach the anti-adiabatic regime - in which phonon frequencies becomes of the order of the bandwidth - unaccessible in solid state physics. Small polaron effect have been recently invoked to explain exciton motion in photosynthetic light-harvesting systems [5] and charge motion in DNA [6, 7]. In these cases "bands" are so narrow and "disorder" due to the presence of different kind of molecular units (e.g. bases in DNA) is so large that at room temperature the motion is essentially hopping-like and localization effects are very important.

For these reasons it is interesting to span the largest region of coupling constant strength as well as phonon frequency and temperature to characterize the polaron formation which occurs as a crossover [8] in all regimes.

To accomplish this task we study, with analytical methods, dynamical properties of a two site cluster which is the minimal system in which competition of hopping between two sites and phonon localization effects takes place. This competition is crucial to describe properly the polaron crossover as a function of the electron-phonon coupling constant. For this reason the two site systems has been extensively studied since the pioneering work of Holstein [2]. Ground state properties [9, 10, 11, 12] as well as spectral properties [10, 13, 14, 15] have been studied using both numerical [10, 11, 13] as well as analytical methods [12, 15]. Also for its simplicity the two site cluster has been studied in more involved problems such as polaron formation in the presence of double exchange [16] or in the presence of on-site electronic repulsion [17].

Here we shown an analytical method that can be applied in the non zero temperature case which was formerly investigated by path integral approach [18]. We obtain electrons spectral properties as well as phononic displacements distribution function and we compare these informations to investigate the polaron crossover as a function of the various parameters and of the temperature. We also compare electron and polaron Green function to quantitatively determine whether the polaron is the tunneling quasi-particle and how the temperature affects these dynamical properties.

The paper is organized in sections. The model is introduced in section II and solved in section III. In section IV and V are reported the results at $T = 0$ and $T > 0$ respectively. Section VI is devoted to conclusions. Appendices report the calculations.

II. THE TWO SITE HOLSTEIN MODEL

The model describes an electron, in the tight binding approximation, moving in a two-site lattice and interacting with it by the local distortion of the lattice site. The Hamiltonian is [9]

$$\mathcal{H} = -J\sigma_x + \omega_0(a_1^\dagger a_1 + a_2^\dagger a_2) - g[c_1^\dagger c_1(a_1^\dagger + a_1) + c_2^\dagger c_2(a_2^\dagger + a_2)] \quad (1)$$

c_j^\dagger and a_j^\dagger are, respectively, the electron and phonon creation operators. The strength of the electron-phonon in-

interaction is given by the constant g , J is the electron wave function overlap or hopping and $D = 2J$ is the tight binding half-bandwidth. Here we consider only one dispersionless phonon per site with frequency ω_0 .

We can reduce the degrees of freedom introducing the new coordinates corresponding to the center of mass and relative displacement. The center of mass Hamiltonian consists in a displaced oscillators and can be separated from the part which depends on the relative coordinate ($a = (a_1 - a_2)/\sqrt{2}$) which reads:

$$H = \omega_0 a^\dagger a - J\sigma_x - \tilde{g}\sigma_z(a^\dagger + a). \quad (2)$$

In eq. (2) $\tilde{g} = g/\sqrt{2}$ moreover we have introduced the pseudo-spin notation $\sigma_z = c_1^\dagger c_1 - c_2^\dagger c_2$ and $\sigma_x = c_1^\dagger c_2 + c_2^\dagger c_1$.

Notice that the Hamiltonian eq. (2) here derived from a two site cluster can be obtained as well in the problem of a two level system interacting with a single optical mode [15].

Beside the temperature, we can choose two parameters that characterize the model i) the bare e-ph coupling constant $\lambda = g^2/(\omega_0 J)$ given by the ratio of the polaron energy ($E_p = -g^2/\omega_0$) to the hopping J and ii) the adiabatic ratio $\gamma = \omega_0/J$.

In terms of these parameters we can define a weak-coupling $\lambda < 1$ and strong coupling $\lambda > 1$ regimes as well as an adiabatic $\gamma < 1$ or anti-adiabatic $\gamma > 1$ regimes.

Notice that instead of choosing λ as coupling constant we may choose another combination which is more appropriate in the so called atomic ($J = 0$) limit i.e. $\alpha = \sqrt{\lambda/(2\gamma)}$.

In the atomic limit the Hamiltonian is diagonalized by the so-called Lang-Firsov (LF) transformation

$$D = e^{\alpha\sigma_z(a^\dagger - a)}. \quad (3)$$

This transformation shifts the phonon operators by a quantity α while the electron operators are transformed in new fermionic operators associated to a quasi-particle called polaron with energy E_p . Notice that α^2 has the meaning of number of phonons in the polaron cloud.

The atomic Hamiltonian $H_0 = \omega_0 a^\dagger a - \tilde{g}\sigma_z(a^\dagger + a)$ after application of the LF transform $\bar{H}_0 = D^\dagger H_0 D$ reads:

$$\bar{H}_0 = \omega_0 a^\dagger a + E_p/2, \quad (4)$$

the eigenvalues $E_n = \omega_0 n + E_p/2$ corresponds to the two-fold degenerate eigenvectors $|\psi_n^j, j\rangle = D|n, j\rangle = \bar{c}_j^\dagger |n\rangle$ where the index $n = 0, \dots, \infty$ refers to the photon number, $j = 1, 2$ to the electron site and \bar{c}_j^\dagger is the polaron creation operator $\bar{c}_j^\dagger = D c_j^\dagger D^\dagger = c_j^\dagger \exp\{(-1)^j \alpha(a^\dagger - a)\}$.

In the case of finite J the hopping term is not diagonalized by (3) and the new Hamiltonian $\bar{H} = D^\dagger H D$ becomes

$$\bar{H} = \omega_0 a^\dagger a - J(\sigma_x \cosh(2\alpha(a^\dagger - a)) + i\sigma_y \sinh(2\alpha(a^\dagger - a))) + E_p/2. \quad (5)$$

Depending on the choice of the parameters, the problem will be better described by a electron or polaron excitation picture. In particular, in the weak coupling limit, both the small polaron and the electron are good quasi-particle while, in the intermediate and strong coupling regimes, the polaron behavior prevails [19]. For this reason it is useful to consider the spectral properties of both particles.

We consider the following electron Green function

$$G_{i,j}^{(el)}(t) = -i\theta(t) \sum_n \frac{e^{-\beta\omega_0 n}}{Z_0} \langle n; 0 | c_i(t) c_j^\dagger | 0; n \rangle \quad (6)$$

or, explicitly

$$G_{i,j}^{(el)}(t) = -i\theta(t)(1 - e^{-\beta\omega_0}) \sum_n e^{-\beta\omega_0 n} \times \langle n; 0 | c_i e^{-i(H - \omega_0 n)t} c_j^\dagger | 0; n \rangle \quad (7)$$

where $Z_0 = (1 - e^{-\beta\omega_0})^{-1}$ is the phonon partition function. $G^{(el)}$ measure the amplitude of the process in which and electron is injected in j at time $t = 0$ and removed at time t in site i .

In the case in which a polaron is injected in j at $t = 0$ and removed in i at time t the resulting polaron Green function is

$$G_{i,j}^{(pol)}(t) = -i\theta(t) \sum_n \frac{e^{-\omega_0 n \beta}}{Z} \langle n | \bar{c}_i(t) \bar{c}_j^\dagger | n \rangle \quad (8)$$

or

$$G_{i,j}^{(pol)}(t) = -i\theta(t)(1 - e^{-\beta\omega_0}) \sum_n e^{-\omega_0 n \beta} \times \langle n | c_i e^{-i(H_{LF} - \omega_0 n)t} c_j^\dagger | n \rangle. \quad (9)$$

Another significant quantity is given by the phonon distribution defined as

$$P(x) = \frac{1}{Z} \text{tr}[e^{-\beta H} |x\rangle \langle x|] \quad (10)$$

in this case Z is the partition function of the system. In term of this function we can characterize the polaron crossover as given by the transition between a monomodal to bimodal $P(x)$ [16].

The different regimes was widely studied, in literature, both for the two site problem and the extended case. The anti-adiabatic case was first studied in small J perturbation regime [2, 20] and in the Holstein-Lang-Firsov approximation [2, 21] (HLFA) where an effective Hamiltonian is introduced to eliminate the phonon states. In HLFA J is substituted by an effective hopping integral obtained by averaging the displacement $\exp[2\alpha(a^\dagger - a)]$ on the thermal distribution of phonons. The resulting effective hopping integral is $\bar{J} = J \exp(-4\alpha^2(n_B(T) + 1/2))$ where n_B is the Bose occupation factor. At zero temperature the well known exponential reduction of the bandwidth is obtained $\bar{J} = J \exp(-2\alpha^2)$ while as far as the

temperature is increased ($T/J \gg \gamma$) the bandwidth decreases rapidly. We shall see that this is a good approximation at zero temperature but it becomes inadequate at finite T where incoherent processes turns out to be important.

The adiabatic case is another regime widely studied [2, 9, 20]. In the adiabatic limit ($\gamma = 0$) the eigenvalues of Hamiltonian (2) can be expressed through the classical displacement x

$$E_r^\pm(x) = \frac{1}{2}kx^2 \pm \sqrt{(g/\ell)^2 + J^2} \quad (11)$$

where ℓ is the harmonic oscillator characteristic length and k the spring constant. The lowest branch ($-$) of eq. (11) defines an adiabatic potential which have a minima at $x = 0$ as far as $\lambda < 1$ while for $\lambda > 1$ becomes double well potential with minima at $x_0 = \ell\sqrt{2}\alpha$, in this case the electron is mostly localized on a given site. The presence of quantum fluctuation is able to restore the symmetry in analogy to what happens for an infinite lattice [22]. It is worth to notice that in this limit Hamiltonian (2) is equivalent to the adiabatic version of the spin-boson Hamiltonian.

Even if the adiabatic approximation is a good description for slow phonon, at very low temperature it doesn't take into quantum fluctuations of phonons. This point will be widely examined in the following.

In this work we present an exact solution also at finite temperature at every regimes.

III. DIAGONALIZATION IN THE FERMION SPACE

As shown by Fulton and Gouterman [23] a two-level system coupled to an oscillatory system in such a manner that the total Hamiltonian displays a reflection symmetry, may be subjected to a unitary transformation which diagonalizes the system with respect to the two-level subsystem [23, 24, 25]. This method can be generalized to the N-site situation, if the symmetry of the system is governed by an Abelian group [25].

In particular, an analytic method for solving the Two-Site Holstein model is given in [16]. Here the Hamiltonian is diagonalized in the electron subspace by applying a Fulton Gouterman (FG) transformation to obtain a continued fraction expansion of the solution. In this framework it was easily obtained the analytical form for the electron Green functions and for the displacement probability distribution. An alternative continued fraction approach which does not use FG transformation has been reported in ref. [15].

In this section we generalize these results extending it to the finite temperature case. Moreover the polaron Green functions are studied by the introduction of another FG transformation. Even if this case is indeed formally solvable in the same way as the electron one, the final result is not suitable to be numerically implemented

for an exponentially increasing of its complexity. Thus it will be useful to diagonalize the transformed Hamiltonian H_{LF} , instead of the original one, in the fermion subspace.

Let us start by recalling the procedure introduced in [16]. The FG transformation

$$V = \frac{1}{\sqrt{2}} \begin{pmatrix} 1 & (-1)^{a^\dagger a} \\ -1 & (-1)^{a^\dagger a} \end{pmatrix} \quad (12)$$

is used to obtain the new Hamiltonian $\tilde{H} = VHV^{-1}$ diagonal in the electron subspace

$$\tilde{H} = \begin{pmatrix} H_+ & 0 \\ 0 & H_- \end{pmatrix}. \quad (13)$$

Here the diagonal elements, corresponding to the bonding and antibonding sectors of the electron subspace, are two purely phononic Hamiltonians

$$H_\pm = \omega_0 a^\dagger a \mp J(-1)^{a^\dagger a} - \tilde{g}(a^\dagger + a) \quad (14)$$

with the eigenvalues equation associated

$$H_\pm |\phi_\alpha^\pm\rangle = E_\alpha^\pm |\phi_\alpha^\pm\rangle. \quad (15)$$

The operator $(-1)^{a^\dagger a}$ is the reflection operator in the vibrational subspace and it satisfied the condition $(-1)^{a^\dagger a} a (-1)^{a^\dagger a} = -a$. The (12) modifies the states as shown below

$$V|j; n\rangle = \frac{(-1)^{n(j-1)}}{\sqrt{2}} (|1\rangle + (-1)^j |2\rangle) |n\rangle \quad (16)$$

where $j = 1, 2$ denotes the site index. We note that the Hamiltonians (14) are real and symmetric and so the eigenvectors are real. Using the notation adopted in Appendix A we can expand the Fock states in the H_\pm eigenvectors basis

$$|n\rangle = \sum_\alpha \sqrt{\gamma_{\alpha,n}^\pm} |\phi_\alpha^\pm\rangle \quad (17)$$

In this form the electron Green function can thus be expressed in terms of diagonal elements only of the resolvent operator defined as

$$G_{m,n}^\pm(\omega) = \langle m | \frac{1}{\omega - H_\pm} | n \rangle. \quad (18)$$

in particular

$$G_{1,1}^{(el)}(\omega) = \frac{(1 - e^{-\beta\omega_0})}{2} \sum_{n,k} e^{-\omega_0 n \beta} \times [G_{n,n}^+(\omega + \omega_0 n) + G_{n,n}^-(\omega + \omega_0 n)] \quad (19)$$

$$G_{2,1}^{(el)}(\omega) = \frac{(1 - e^{-\beta\omega_0})}{2} \sum_{n,k} (-1)^n e^{-\omega_0 n \beta} \times [G_{n,n}^+(\omega + \omega_0 n) - G_{n,n}^-(\omega + \omega_0 n)] \quad (20)$$

We note that the Hamiltonians (14) are tridiagonal in the Fock basis and then the inverse matrix element are suitable to be expanded in a recursion form, an extended treatise on the inversion of tridiagonal matrices is given in [26]. In particular, the diagonal elements $G_{n,n}^\pm$ has a simple continued fraction that provides a very rapidly convergent recursion for evaluate them with a good precision.

$$G_{n,n}^\pm(\omega) = \frac{1}{\omega - n\omega_0 \pm J(-1)^n - \Sigma_{em}^\pm - \Sigma_{ab}^\pm} \quad (21)$$

were Σ_{em}^\pm and Σ_{ab}^\pm refer to the emitted and absorbed phonon. The explicit form of Σ_{em}^\pm and Σ_{ab}^\pm is derived in Appendix A. The continued fraction method permits to evaluate also the eigenvectors starting from the knowledge of the eigenvalues (i.e. the poles of any elements $G_{m,n}^\pm$).

In the same way we can evaluate the probability distribution function for the displacement operator (10)

$$P(x) = \frac{1}{Z} \text{tr}[e^{-\beta \tilde{H}} V |x\rangle \langle x| V^{-1}] \quad (22)$$

remembering that $(-1)^{a^\dagger a} |x\rangle \langle x| (-1)^{a^\dagger a} = |-x\rangle \langle -x|$ we obtain

$$P(x) = \frac{1}{2Z} \sum_{\alpha} [e^{-\beta E_{\alpha}^+} (|\phi_{\alpha}^+(x)|^2 + |\phi_{\alpha}^+(-x)|^2) + e^{-\beta E_{\alpha}^-} (|\phi_{\alpha}^-(x)|^2 + |\phi_{\alpha}^-(-x)|^2)]. \quad (23)$$

The evaluation of the Polaron Green function can be done on the same footings but the expression involves also the non diagonal elements of the resolvent operators

causing and an exponential increasing of the numerical calculation to perform. To avoid this problem we first perform the LF transformation and then we apply on the resulting Hamiltonian a different FG transformation

$$V_1 = \frac{1}{\sqrt{2}} \begin{pmatrix} 1 & -(-1)^{a^\dagger a} \\ (-1)^{a^\dagger a} & 1 \end{pmatrix}. \quad (24)$$

The new hamiltonian $\tilde{H}_{LF} = V_1 H V_1^{-1}$ is

$$\tilde{H} = \begin{pmatrix} \tilde{H}_+ & 0 \\ 0 & \tilde{H}_- \end{pmatrix} \quad (25)$$

where

$$\tilde{H}_{\pm} = \omega_0 a^\dagger a + J(-1)^{a^\dagger a} e^{\mp 2\alpha(a^\dagger - a)} + E_p/2 \quad (26)$$

is real and symmetric but not tridiagonal in the basis of the harmonic oscillator, the matrix elements of \tilde{H}_{\pm} are given in Appendix B. In this case a continued fraction expansion is not possible but an exact diagonalization can be done even with a very large number of phonon. The states become

$$V_1 |n, j\rangle = \frac{(-1)^{nj}}{\sqrt{2}} \left((-1)^{(j-1-n)} |1\rangle + |2\rangle \right) |n\rangle. \quad (27)$$

In analogy with the case of the electron, discussed above, the Polaron Green function can be expressed in terms of the resolvent

$$\bar{G}^\pm(\omega) = \langle n | \frac{1}{\omega - \tilde{H}_{\pm}} | n \rangle. \quad (28)$$

obtaining a more practical expression

$$G_{1,1}^{(pol)}(\omega) = \frac{(1 - e^{-\beta\omega_0})}{2} \sum_n e^{-\omega_0 n \beta} [\bar{G}_{n,n}^+(\omega + n\omega_0 + E_p/2) + \bar{G}_{n,n}^-(\omega + n\omega_0 + E_p/2)] \quad (29)$$

$$G_{2,1}^{(pol)}(\omega) = \frac{(1 - e^{-\beta\omega_0})}{2} \sum_n (-1)^n e^{-\omega_0 n \beta} [\bar{G}_{n,n}^-(\omega + n\omega_0 + E_p/2) - \bar{G}_{n,n}^+(\omega + n\omega_0 + E_p/2)]. \quad (30)$$

Spectral function can be defined for both electron and polaron as

$$A(k, \omega) = -\frac{1}{2\pi} (G_{1,1} \pm G_{2,1}) \quad (31)$$

where + sign is taken for $k = 0$ and - for $k = \pi$.

IV. ZERO TEMPERATURE RESULTS

The polaron crossover can be located by the transition from monomodal to bimodal $P(x)$. As far as $P(x)$ becomes bimodal a definite polarization can be associated to the exciton (charge) [16, 27].

We have seen in sect. II that in this regime that the displacements which minimizes the adiabatic potential eq. (11) is non zero when the coupling λ exceeds unity. In this case $P(x)$ is a sum of two delta-functions located at $\pm x_0$ and the system is polaronic.

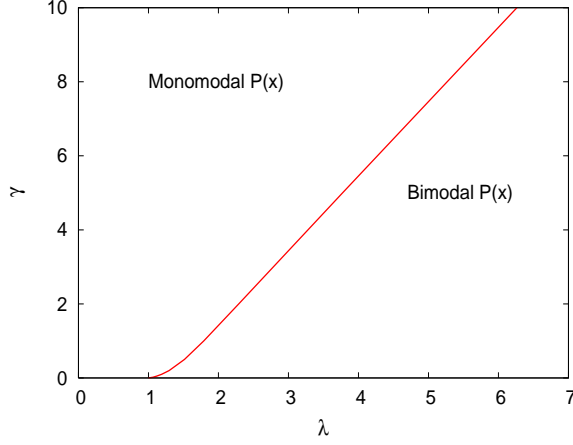


FIG. 1: The $T = 0$ phase diagram.

In the antiadiabatic regime a definite polarization is obtained when the displacement associated to the presence of the electron on a given site exceeds the variance due to quantum fluctuations. We can neglect the hopping contribution in eq. (14) having all $E_\alpha^+ \simeq E_\alpha^-$ and $\phi_\alpha^\pm(x) = \psi_\alpha(x \pm x_0)$ with $\psi_\alpha(x)$ the α -th eigenfunction of the harmonic oscillator. Then at zero temperature $P(x)$ is given by

$$P(x) = \frac{1}{2} (|\psi_0(x - x_0)|^2 + |\psi_0(x + x_0)|^2). \quad (32)$$

The relation $d^2P(x)/dx^2 > 0$ at $x = 0$ determines antiadiabatic condition for the existence of a polaronic state i.e. $\alpha^2 > 1/4$ which reads in terms of parameters of fig. 1 $\gamma < 2\lambda$. It is interesting to notice that the fluctuations induced by hopping adds to quantum fluctuations shifting the polaronic crossover toward larger value of λ . We may approximate quite accurately the crossover line of fig. 1 by the condition $\gamma = 2(\lambda - \lambda_0)$ where $\lambda_0 > 1$.

The spectral function $A(k, \omega)$ in the anti-adiabatic regime is plotted at several values of the coupling λ in fig. 2. In the anti-adiabatic regime hopping is small compared to phonon frequency and phononic resonances are clearly distinguishable as can be seen from fig. 2. Each resonance is splitted into a "band" of two $k = 0, \pi$ states. The renormalized bandwidth \tilde{J} can be accurately predicted HLFA [9, 10]. A comparison of electron and polaron spectral functions shows that in the polaron case almost all the spectral weight lies in the low energy polaron band [19] for any coupling strength. It turns out that a polaron with a well defined polarization cloud must have almost all the weight of polaron $A(k, \omega)$ in the low energy polaron band and an electronic $A(k, \omega)$ with characteristic polaronic high-energy poissonian-shaped resonances. However at any finite coupling strength the spectral weight of the polaronic band in the polaronic $A(k, \omega)$ is always less than one. Notice that at weak coupling both polaron and electron $A(k, \omega)$ have almost all the spectral weight at low energy due to the perturbative

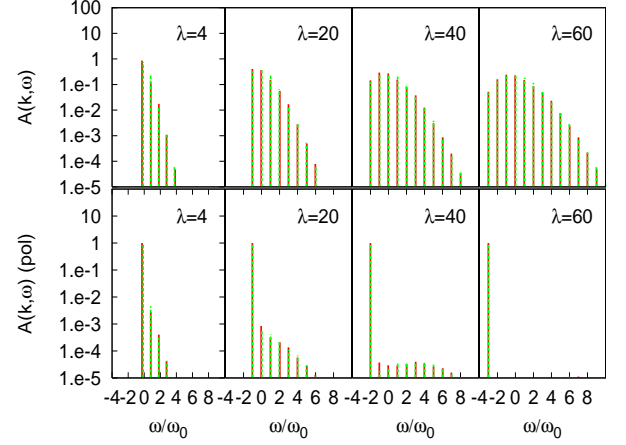


FIG. 2: Electron and polaron spectral function at $T = 0$ for $\gamma = 10.0$. Red impulses are the weight of the poles of $A(k, \omega)$ eq. (31) for $k = 0$ while green dashed impulses are those of $k = \pi$. Notice that the lowest energy pole of the Green function of the Hamiltonian (relative) lies around $E_p/2$.

character of the excitations. In this case we do not have a multiphonon polaron cloud and $P(x)$ is monomodal.

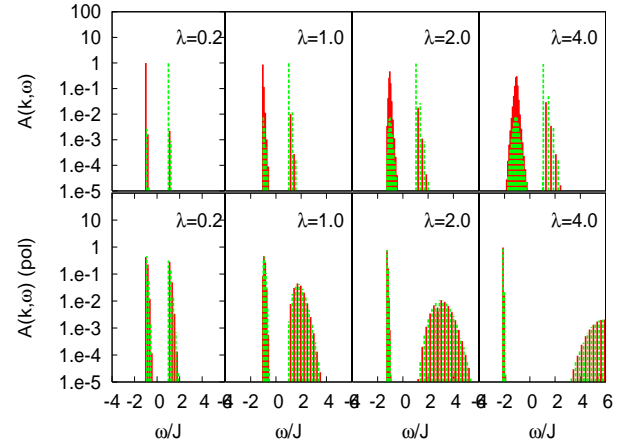


FIG. 3: Electron and polaron spectral function at $T = 0$ for $\gamma = 0.2$. Notations are the same of fig. 2

Adiabatic regime (fig. 3) is more complex to analyze. Each k -labelled pole in $A(k, \omega)$ acquire polaronic resonances as far as λ increases. At strong coupling the polaron $A(k, \omega)$ has low energy bands and high energy structure at $2E_p$ from the ground state, while electronic resonances at low energies are spread with a low energy peak around $\simeq -E_p/2$ [28]. Notice that compared with anti-adiabatic regime here the polaron has more weight at high energy and not only one polaron band excited. For a better comparison of the adiabatic and antiadiabatic case we show in fig 4 the spectral weight associated to the ground state energy ($k = 0$ lowest energy pole of $A(k, \omega)$). Again we see that well inside the polaronic

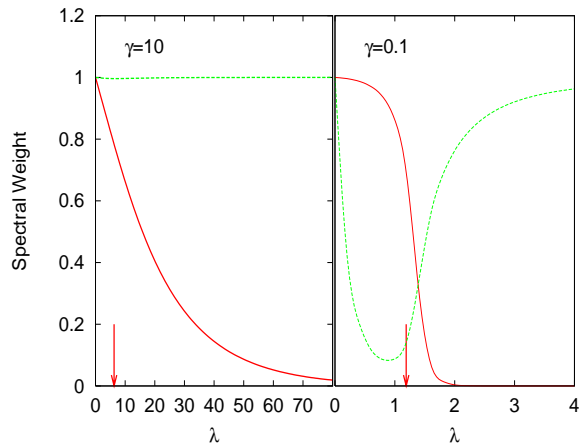


FIG. 4: Electron (red line) and polaron (green line) spectral weight of the lowest energy pole of $A(k, \omega)$ at $T = 0$ as a function of λ . Arrows mark the polaron crossover coupling (see fig 1).

regime almost all the weight of polaron $A(k, \omega)$ is in the lowest energy pole while electronic $A(k, \omega)$ have almost all the spectral weight at energies highest than the ground state.

V. FINITE TEMPERATURE RESULTS

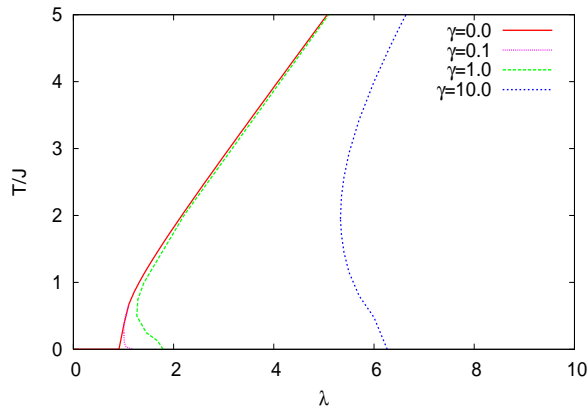


FIG. 5: Lines separating monomodality (on the left) from bimodality (on the right) of $P(x)$.

At finite temperatures the polaron crossover moves toward larger value of the coupling due to the increasing importance of thermal fluctuations as can be seen from fig. 5. At large temperatures $T/J \gg \gamma$ the adiabatic result is approached. The $\gamma = 0$ crossover line can be obtained analytically exploiting the bimodality condition

for $P(x)$. In the adiabatic limit we get from eq. (11)

$$P(x) \propto \exp(-E_r^-/T) + \exp(-E_r^+/T) \quad (33)$$

The crossover temperature T_x can be obtained from the relation $d^2 P(x)/dx^2 > 0$ at $x = 0$ giving

$$T_x = \frac{J}{\tanh^{-1}(1/\lambda)}. \quad (34)$$

A crude estimation of the crossover temperature can be done by comparing the polaronic displacement x_0 and the thermally induced fluctuations which gives asymptotically $T_x \simeq J\lambda$.

Quantum fluctuations are effective only for $T/J < \gamma$, they shift the polaron crossover toward larger value of λ . Notice a re entrance of T_x which is present for all displayed value of γ . This phenomenon is rather general [29] and can be ascribed to the relevance of quantum fluctuations as far as $T/J < \gamma$ leading to a stabilization of the non polaronic character of phononic wave function.

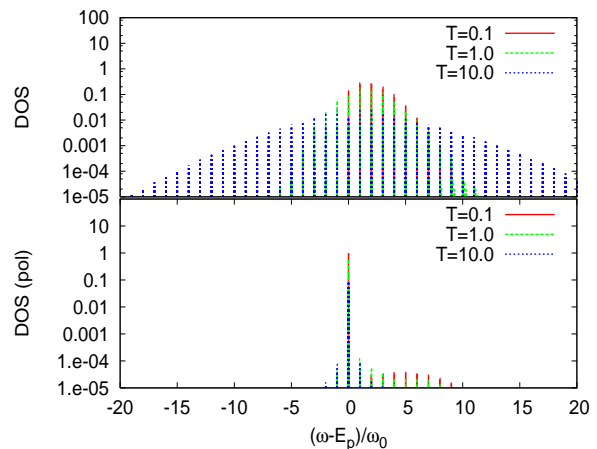


FIG. 6: Electron and polaron DOS for $\gamma = 10.0$ and $\lambda = 40$. Notations are the same of fig. 2

As temperature increases electron spectral function becomes rapidly broad while polaron spectral function remains peaked around the ground state energy. From fig. 6 it seems that there is a losing of spectral weight in polaron spectral function.

One can realize that this is not the case looking more carefully at the behavior of the low energy polaronic band with temperature as it is shown in fig. 7. As temperature increase poles with frequencies lying around E_0 are excited. We notice that in the polaron DOS the weight associated with these poles are much greater than that of the electron DOS so that almost all the spectral weight is in this region of energies which are not resolved in fig. 6. Another interesting feature is that in both electron and polaron DOS the low energy bandwidth seems to *increase* rather than decrease as predicted by the HLFA. This behavior is general since it was also found solving

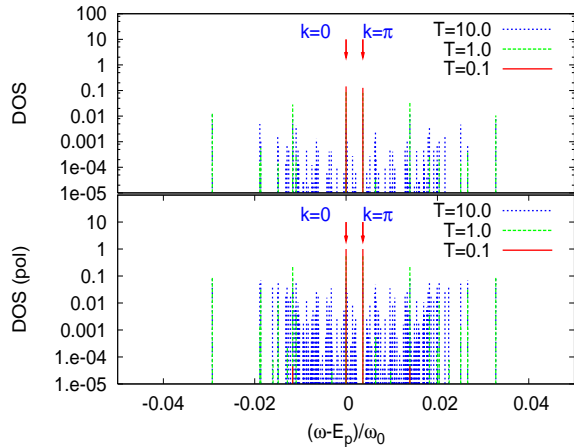


FIG. 7: The polaronic band varying temperature for $\gamma = 10.0$ and $\lambda = 40$. Notations are the same of fig. 2

an infinite lattice problem using DMFT [8]. However it must be noticed that the correct interpretation of Holstein's results is that the coherence of the polaron band is lost as far as the temperature increases. In light of DMFT results this statement must be interpreted as the coherence of the low energy states decreases as far as the temperature increases. This does not imply that the *total* bandwidth i.e. the bandwidth of the coherent and incoherent states decreases. It rather increases as temperature increases [8]. The mechanism of excitation of low energy poles can be understood from the continuous fraction expansion (A2,A3) of the Green function (21). In the $J = 0$ limit from eq. (4) the zero temperature spectral function shows typical multiphonon resonances of order m at $E_m = E_p/2 + \omega_0 m$. At non zero temperature absorption processes of order n taken into account by Σ_{abs} in eq. (21) implies excitation of resonances at energies $E_m - n\omega_0$ from the m -th polaronic peak. This is an excitation of a state with m phonons which absorbs n phonon from the bath. When $n = m$ (and $n \neq 0$) this is a thermal contribution to the polaronic "band". At non zero hopping an m phonon band absorbing m phonons from the bath do not contribute to a pole exactly located at E_0 but rather *around* E_0 if hopping is small as can be seen from eqs. (19,20) and for eqs. (29,30). As the temperature is increased the number of such excitations increase as shown in fig. 7.

Finally in the adiabatic regime at strong coupling the notion of a well defined polaronic band is lost as can be seen from fig. 8. Notice that by increasing the temperature electron and polaron DOS tends to have the same shape which is entirely determined by thermal fluctuations.

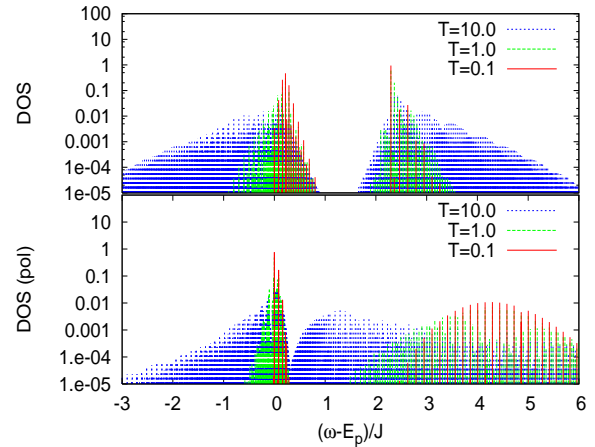


FIG. 8: Electron and polaron DOS for $\gamma = 0.2$ and $\lambda = 2$. Notations are the same of fig. 2

VI. CONCLUSIONS

In this work we have studied the spectral properties of the two site Holstein model. We have also studied the polaron crossover looking at the thermal phonon distribution $P(x)$. By means of a generalization of the Fulton-Gouterman transformation, the phonon and electron degrees of freedom are separated and it is possible to obtain exact analytical results at both zero and finite temperatures and for any coupling strength.

Polaron crossover identified by means of bimodality in $P(x)$ depends strongly on the adiabaticity ratio γ . In the adiabatic regime $\gamma < 1$ quantum fluctuations are effective when temperature is lower than the phonon frequency leading to a shift of the crossover toward larger coupling. Generally speaking we found that phonon distribution behavior within two site model bears strong resemblance with that found in an infinite size lattice e.g. by DMFT analysis [29, 30]. The essential features captured by two site model is in this case the competition between hopping and localization due to local interaction with phonon. The fact that in an extended model electron spectrum is continuous does not seem to be qualitatively important for the behavior of $P(x)$.

On the contrary electron spectrum of an infinite lattice is much different from that of a two site model. Nonetheless some overall features are present also in our case. First of all we found that the validity of the HLFA for the polaron bandwidth is restricted to low temperature anti-adiabatic regime as was also found in the infinite lattice case [8]. This is the case in which, at low temperature, the charge behaves as a coherent polaron, as we have demonstrated by comparing the electron and polaron Green function. In the adiabatic case instead the polaron is highly incoherent.

Contrary to Holstein's prediction no low energy "band" shrinking as been observed instead an increas-

ing of it seems to occur by increasing the temperature. The broadening of the low energy bands reveals in the two site model as a spectral weight spreading over an increasing number of poles.

We have explained this behavior in terms of our continued fraction expansion as deriving from the energy mismatching between the hopping and the phonon frequencies. We guess that the Holstein's results must be interpreted in terms of coherence of states rather than band amplitude. To quantify this conjecture we must quantify a degree of coherence for a two level system coupled to a phonon. Work in this direction are currently in progress.

We acknowledge a careful reading of the manuscript by M. Acquarone. We also acknowledge financial support from Miur Cofin2001 and Miur Cofin2003 matching fund programs.

APPENDIX A: CONTINUED FRACTION EXPANSION

It can be proved [26, 31] that the elements of the inverse of a tridiagonal matrix has a continued fraction

$$\Sigma_{em}^{\pm} = \frac{(n+1)\tilde{g}^2}{\omega - (n+1)\omega_0 \pm J(-1)^{n+1} - \frac{(n+2)\tilde{g}^2}{\omega - (n+2)\omega_0 \pm J(-1)^{n+2} - \frac{(n+3)\tilde{g}^2}{\omega - (n+3)\omega_0 \pm J(-1)^{n+3} - \dots}}} \quad (A2)$$

$$\Sigma_{ab}^{\pm} = \frac{n\tilde{g}^2}{\omega - (n-1)\omega_0 \pm J(-1)^{n-1} - \frac{(n-1)\tilde{g}^2}{\omega - (n-2)\omega_0 \pm J(-1)^{n-2} - \frac{(n-2)\tilde{g}^2}{\omega - (n-3)\omega_0 \pm J(-1)^{n-3} - \dots}}} \quad (A3)$$

or in the recursive form

$$\Sigma_{em,p}^{\pm} = \frac{(n+p)\tilde{g}^2}{\omega + (-(n+p)\omega_0 \pm (-1)^{n+p}J) - \Sigma_{em,p+1}^{\pm}} \quad (A4)$$

$$\Sigma_{em}^{\pm} = \Sigma_{em,1}^{\pm}$$

$$\Sigma_{ab,p}^{\pm} = \frac{(n-p)\tilde{g}^2}{\omega + (-(n-p-1)\omega_0 \pm (-1)^{n-p-1}J) - \Sigma_{ab,p+1}^{\pm}} \quad (A5)$$

$$\Sigma_{ab}^{\pm} = \Sigma_{ab,0}^{\pm} \text{ and } \Sigma_{ab,n+1}^{\pm} = 0$$

Both (A2) and (A3) can be expressed in the compact form

$$\Sigma_p^{\pm} = \frac{b_p}{\omega + a_p^{\pm} - \Sigma_{p+1}^{\pm}} \quad (A6)$$

This recursion rule can be used to evaluate the coefficients $\gamma_{\alpha,n}^{\pm}$ introduced in (17). Consider the equation

form. This result is commonly used to evaluate the resolvent operator of a tridiagonal Hamiltonian[8, 16, 32]. The advantage is that the recursion formula obtained is rapidly convergent and no diagonalization has to be done. In particular, the Hamiltonian (14) is tridiagonal in the Fock basis and every element of the resolvent (18) can be evaluated. In our case, we are interest only in the diagonal elements whose continued fraction expression is

$$G_{n,n}^{\pm}(\omega) = \frac{1}{\omega - n\omega_0 \pm J(-1)^n - \Sigma_{em}^{\pm} - \Sigma_{ab}^{\pm}} \quad (A1)$$

where Σ_{em} and Σ_{ab} are, respectively, the self-energy contribution from the emitted and absorbed phonons, they can be expressed again as a continued fraction

(A1). Let ω^* be one of the poles of the function, the self-energy can be expanded around it

$$G_{n,n}(\omega) \simeq \frac{1}{(\omega - \omega^*)(1 - z_{em}^{\pm}(\omega^*) - z_{ab}^{\pm}(\omega^*))} \quad (A7)$$

where $z = \frac{\partial \Sigma}{\partial \omega}$. So the weight for the pole is

$$\gamma_{k,n}^{\pm} \simeq \frac{1}{1 - z_{em}^{\pm}(\omega_k^{\pm}) - z_{ab}^{\pm}(\omega_k^{\pm})} \quad (A8)$$

Using (A6) is possible to estimate the derivate by another linearization

$$\Sigma_p^{\pm}(\omega) \simeq \frac{b_p}{(\omega - \omega^*)(1 - z_{p+1}^{\pm}(\omega^*)) + \omega^* + a_p^{\pm} - \Sigma_{p+1}^{\pm}(\omega^*)} \quad (A9)$$

$$z_p^{\pm} = \frac{(z_{p+1}^{\pm}(\omega^*) - 1)b_p^{\pm}}{(\omega^* + a_p^{\pm} - \Sigma_{p+1}^{\pm}(\omega^*))^2} \quad (A10)$$

APPENDIX B: DISPLACEMENT OPERATOR IN THE FOCK BASIS

In the Fock basis the displacement matrix element $\langle m | e^{\alpha(a^\dagger - a)} | n \rangle = f_{n,m}(\alpha)$ are [33], for $m \geq n$

$$f_{n,m}(\alpha) = \frac{e^{-\frac{\alpha^2}{2}} \sqrt{n!m!}}{(m!)} L_n^{m-n}(\alpha^2) \alpha^{m-n} \quad (\text{B1})$$

where $L_n^s(\alpha^2)$ is an associated Laguerre Polynomial

$$L_a^b(x) = \sum_{k=0}^a \frac{(-1)^k (a+b)!}{(a-k)!(b+k)!k!} x^k \quad (\text{B2})$$

taking into account that $f_{n,m}(\alpha) = f_{m,n}(\alpha)$, the matrix is completely defined. From this result is possible to express the matrix element of the Hamiltonian (26)

$$\langle m | \bar{H}_\mp | n \rangle = \omega_0 n \delta_{n,m} \pm J(-1)^m f_{n,m}(\pm 2\alpha). \quad (\text{B3})$$

-
- [1] S. V. Tiablikov, *Zh. Eksp. Teor. Fiz.*, **23**, 381 (1952).
[2] T. Holstein, *Ann. Phys.* **8**, 325 (1959), *ibid.* 343 (1959).
[3] A. J. Heeger, S. Kivelson, J. R. Schrieffer W. P. Su *Rev. Mod. Phys.* **60**, 781 (1988)
[4] E. A. Silinsh, and V. Čapek, *Organic Molecular Crystals: Interaction, Localization, and Transport Phenomena* (AIP Press, Woodbury, 1994)
for transport phenomena see also the review paper: R. W. I. de Boer, M. E. Gershenson, A. F. Morpurgo, and V. Podzorov *cond-mat/0404100*
[5] Ana Damjanović, Ioan Kosztin, Ulrich Kleinekathöfer and Klaus Schulten, *Phys. Rev. E* **65**, 031919 (2002)
[6] see for instance R. G. Endres D. L. Cox and R. R. P. Singh *Rev. Mod. Phys.* **76**, 195 (2004)
[7] W. Zhang, A. O. Govorov and S. E. Ulloa *Phys. Rev. B* **66**, 060303 (2003)
[8] S. Ciuchi, F. de Pasquale, S. Fratini and D. Feinberg, *Phys. Rev. B* **56**, 4494 (1997)
[9] Yu. A. Firsov and E. K. Kudinov, *Phys Solid State* **39**, 1930 (1997)
[10] A. S. Alexandrov, V. V. Kabanov and D. K. Ray, *Phys. Rev. B* **49**, 9915 (1994)
[11] D. Feinberg, S. Ciuchi, and F. de Pasquale, *Int. J. Sol. Stat. B* **4**, 1317 (1990)
[12] Han Rongsheng, Lin Zijing, and Wang Keli *Phys. Rev. B* **65**, 174303 (2002)
[13] E. V. L. de Mello and J. Ranninger, *Phys. Rev. B* **55**, 14872 (1997) see also the erratum
E. V. L. de Mello and J. Ranninger, *Phys. Rev. B* **58**, 14625 (1998), a comment
Yu. A. Firsov, V. V. Kabanov, E. K. Kudinov, A. S. Alexandrov *Phys. Rev. B* **59**, 12132 (1999), as well as the reply
E. V. L. de Mello and J. Ranninger, *Phys. Rev. B* **59**, 12135 (1999).
[14] Yu. A. Firsov, V. V. Kabanov, E. K. Kudinov and A. S. Alexandrov, *Phys. Rev. B* **59**, 12132 (1999)
[15] S. Swain, *J. Phys. A* **6**, 192 (1973)
[16] M. Capone and S. Ciuchi, *Phys. Rev. B* **65**, 104409 (2002)
[17] M. Acquarone J. R. Iglesias and M. A. Gusmão C. Noce and A. Romano, *Phys. Rev. B* **58**, 7626 (1997)
[18] N. Rivier and T. J. Coe, *J. Phys C* **10**, (1977)
[19] J. M. Robin, *Phys. Rev. B* **56**, 13 634 (1997)
[20] J. Appel, in *Solid State Physics* edited by H. Ehrenreich, F. Seiz, D. Turnbull (Academic Press, 1967) p. 193
[21] I. G. Lang and Yu. A. Firsov, *Sov. Phys. JETP* **16**, 1301 (1963)
[22] B. Gerlach and H. Löwen, *Phys. Rev. B* **35**, 4291 (1987); H. Löwen, *Phys. Rev. B* **37**, 8661 (1988).
[23] R. Fulton and Gouterman, *J. Chem. Phys.* **35**, 1059 (1961)
[24] M. Wagner and A. Köngeter, *Phys. Rev. B* **39**, 4644 (1989), M. Wagner, *J. Phys A* **18**, 1915 (1985); M. Wagner, *J. Phys A* **17**, 3409 (1984)
[25] M. Wagner, *J. Phys A* **17**, 2319 (1984)
[26] H. A. Yamani and M. S. Abdelmonem, *J. Phys. A: Math. Gen.* **30**, 2889 (1997)
[27] A. J. Millis, R. Mueller and B. I. Shraiman, *Phys. Rev. B* **54**, 5389, (1996).
[28] Notice that with our definition of spectral function, the energy of the lowest energy pole is not the ground state energy of Hamiltonian eq. (1) since the contribution of the center of mass has been dropped out.
[29] M. Capone S. Ciuchi and G. Sangiovanni *cond-mat/xxx*
[30] Y. Motome and G. Kotliar *Phys. Rev. B* **62**, 12800 (2000)
[31] V. S. Viswanath and G. Müller, *The Recursion Method* (Springer Verlag, Berlin, 1994)
[32] M. Cini and A. D'Andrea, *J. Phys. C* **21**, 193 (1988)
[33] U. Herfort, Institut für Theoretische Physik der Universität Stuttgart, P.H.D. Thesis (2000)