

# Half-Metallic Ferromagnetism in Transition-Metal Doped Boron Nitride Nanotubes

H. J. Xiang, Jinlong Yang,\* J. G. Hou, and Qingshi Zhu

*Hefei National Laboratory for Physical Sciences at Microscale,  
Laboratory of Bond Selective Chemistry and Structure Research Laboratory,  
University of Science and Technology of China,  
Hefei, Anhui 230026, People's Republic of China*

(Dated: July 8, 2021)

## Abstract

We have studied zig-zag boron nitride (BN) nanotubes doped with the Ni hexagonal-close-packed nanowire. The doped BN nanotubes are ferromagnetic metals with substantial magnetism. Some special magnetic properties resulting from the interaction between the Ni nanowire and BN nanotubes are found. The Ni doped BN(9,0) nanotube shows semi-half-metallic behavior, which could become half-metallic after doping electrons more than 1.4  $e$ /unit cell. The intrinsic half-metallic behavior could be achieved by two different ways: one is coating the Ni nanowire with a smaller BN nanotube, i.e., BN(8,0), the other is using hydrostatic pressure to homogeneously compress the Ni doped BN(9,0) nanotube.

PACS numbers: 75.75.+a,61.46.+w,72.25.-b,73.22.-f

Magnetic nanostructures are a scientifically interesting and technologically important area of research with many present and future applications in permanent magnetism, magnetic recording and spintronics[1]. One of the key properties in magneto electronics is the so-called half metallicity, i.e., conduction electrons that are 100% spin polarized due to a gap at the Fermi level ( $E_f$ ) in one spin channel, and a finite density of states (DOS) for the other spin channel. Half metallic (HM) materials are ideal for spintronic applications, such as tunneling magnetoresistance and giant magnetoresistance elements.

Encapsulating ferromagnetic structures inside nanotubes has become an active research topic. Carbon nanotubes filled with transition-metal(TM) have been studied extensively both experimentally [2, 3, 4, 5] and theoretically[6, 7, 8]. It was found that while TM nanowires filled carbon nanotubes can exhibit substantial magnetism, no HM behavior exists in such systems[7].

Since boron nitride (BN) nanotubes are insulators independent of their chiralities and more chemically inert than carbon nanotubes, they may serve as naturally insulating and/or protective shields for encapsulating conducting metallic clusters, nanowires and nanorods[9, 10]. The magnetic nanostructures isolated by a non-magnetic material, i.e., BN walls, could be efficiently used for high density data storage, without the drawback of particle agglomeration and magnetic loss due to dipolar relaxation. This kind of protection also prevents the oxidation of the metallic clusters, nanowires and nanorods, which are prone to be oxidized. Recently, BN nanotubes filled with 3d-transition metals such as Fe-Ni Invar alloy, Co nanorods, Mo clusters, Ni and NiSi<sub>2</sub> nanowires have been successfully synthesized[11, 12, 13, 14]. However, detailed electronic and magnetic properties of these novel nano-structures are far from well understood. And the question how the magnetic properties of TM/BN nanotubes differ from those of TM/C nanotubes is open. In this letter, we perform a comprehensive first principles study on the electronic and magnetic properties for these TM/BN nanotube hybrid structures. We show that the electronic and magnetic properties of TM/BN nanotubes differ fundamentally from those of TM/C nanotubes and HM ferromagnetism could be achieved in TM/BN nanotubes under appropriate circumstances.

Our theoretical calculations are performed using the Vienna *ab initio* simulation package (VASP)[15, 16]. We describe the interaction between ions and electrons using the frozen-core projector augmented wave (PAW) approach [17, 18]. The overall framework is spin-

polarized density-functional theory (DFT) [19, 20] in the generalized gradient approximation (PW91)[21, 22]. The basis set cut off is 400 eV. In a typical calculation, a 1D periodic boundary condition is applied along the nanotube axis with Monkhorst-Pack[23] k-point sampling. During structural relaxation, all atoms except the fixed ones are allowed to relax to reach the minimum energies until the Hellmann-Feynman forces acting on them become less than 0.01 eV/Å. Since most BN nanotubes are zig-zag type[24, 25], we choose BN zig-zag nanotubes with a smallest hcp TM nanowire filled inside. The hcp TM nanowire is composed of six TM atoms per unit cell with ABAB staggered triangle packing. BN(8,0), BN(9,0) and BN(10,0) nanotubes doped with the Ni hcp nanowire are studied. Different initial guesses are used for the local magnetic moments including ferromagnetic, antiferromagnetic (alternate up-down spins on A and B TM atoms), and nonmagnetic spin configurations, which are then fully relaxed to obtain the final converged structures and spin alignments. The free standing hcp Ni nanowire is also studied for comparison with the hybrid structures.

Fig. 1 shows the optimized structures for the free standing Ni nanowire and the Ni doped BN nanotubes. In the optimized structures Ni atoms almost lie in the nitrogen planes of BN nanotubes, as can be seen from the side view for Ni doped BN(9,0) nanotube (Fig. 1(e)). This relative position along axis between the BN nanotube and metal nanowire results from the big electronegativity of the nitrogen atom. The comparative calculation for Ni/C(9,0) shows that Ni atoms in Ni/C nanotubes don't lie in any carbon planes but in the middle of two adjacent carbon planes since all atoms are the same in carbon nanotubes. The symmetry of the Ni nanowire changes little after coated by BN nanotubes. Generally, after being inserted, the Ni nanowire expands a little, e.g., the Ni-Ni distance in a plane (A or B) changes from 2.27 Å to 2.32 Å in Ni/BN(9,0), and the BN walls expand slightly, 0.01 Å for BN(9,0) nanotube.

As for the energetics of these hybrid structures, we give the formation energy of the hybrid structures in Table I. The formation energy is defined as  $E_b = E(TM/tube) - E(TM) - E(tube)$ . And the calculated formation energy for Ni/BN(8,0) is 0.88 eV, which implies the formation of this hybrid structure is endothermic. The absolute value of the formation energy for Ni/BN(9,0) or Ni/BN(10,0) is very small. The slightly favorable energy for Ni/BN(9,0) than that for Ni/BN(10,0) may result from the symmetry matching between the Ni nanowire and nanotube in Ni/BN(9,0). The positive or small negative formation energy is reasonable since the insulating BN nanotubes are very stable and inert and there

are significant difficulties in wetting a BN graphene-like surface. This also explains that the synthesized BN nanotubes filled with metals are limited and most of these hybrid structures are produced by a two-stage process[11, 12, 13]: first C nanotubes containing TM nanoparticles at the tube-tips are synthesized, secondly, simultaneous filling nanotubes with the TM through capillarity and chemical modification of C tubular shells to form BN nanotubes occur. But once the TM/BN nanotube hybrid structures are formed, they will be stable due to the large inertia of BN nanotubes.

Since Ni/BN(9,0) is the most favorable form among the Ni doped BN nanotubes we studied, we choose it as a typical case for studying the detailed electronic and magnetic properties for Ni/BN nanotube structures. To serve as a reference, the electronic and magnetic properties for the free standing Ni nanowire are also examined.

The band structures of the free standing Ni nanowire and Ni/BN(9,0) are shown in Fig. 2(a1) and (a2) respectively. The free standing Ni nanowire is ferromagnetic metal, but not HM or semi-HM, as shown in Fig. 2(a1). Similar results for the Co nanowire were obtained by Yang *et al.*[7]. For the Ni nanowire and Ni/BN(9,0), the DOS around  $E_f$  is always dominated by the minority spin part. The analysis of the projected density of states (PDOS) for Ni/BN(9,0) shows that the states around the Fermi level are mainly contributed by Ni 3d orbitals. And almost all the spin density is located at the Ni nanowire. So the electronic or spin transport will occur only in the core metal nanowires. In the spin resolved band structure of Ni/BN(9,0), there is a gap just above the Fermi level for the spin-up component indicating a semi-HM behavior, contrasting sharply with the band structure for the free standing Ni nanowire. It should be emphasized that the semi-HM behavior is found in the stablest ferromagnetic phase of TM/BN(9,0). Singh *et al.* also found the semi-HM behavior in a Mn doped Si hexagonal nanotube, however in the metastable ferromagnetic phase[26]. The ferromagnetic ground state is helpful for application in spin-polarized transport.

So why does the band structure for Ni/BN(9,0) differ so much from that for the free standing Ni nanowire since BN nanotubes are generally inert? As the semi-HM energy gap arises in the spin majority part, we focus only on the spin majority part. There are two states crossing the Fermi level in the spin majority part in the Ni nanowire, namely a non-degenerate state  $\alpha$  and a double degenerate state  $\beta$ , as can be seen from Fig. 2(a1). Partial charge analysis shows that the  $\alpha$  state mainly distributes in the middle of planes A and B,

while the  $\beta$  state almost locates at planes A and B. After the Ni nanowire is inserted into BN nanotubes, the  $\alpha$  state near  $\Gamma$  is shifted to lower energy, on the contrary, the  $\beta$  state near  $\Gamma$  is shifted to higher energy. To see what causes the change of the  $\alpha$  and  $\beta$  states upon coated by BN nanotubes, we plot the partial charges of the  $\alpha$  and  $\beta$  states for the free standing Ni nanowire and Ni/BN(9,0) in Fig. 2(b) and (c). We can see that the  $\alpha$  state becomes more delocalized but the  $\beta$  state becomes more localized after the Ni nanowire is inserted into BN nanotubes. The different charge distribution between  $\alpha$  and  $\beta$  states and the fact that the energy of  $\alpha$  state is lower than that of  $\beta$  state in Ni/BN(9,0), suggest the  $\alpha$  state is a bonding orbital and the  $\beta$  state is an anti-bonding orbital. The bonding and anti-bonding interactions are responsible for the different energy shifts for the  $\alpha$  and  $\beta$  states respectively.

Since low-dimensional HM materials are ideal for spintronic applications, can Ni doped BN nanotubes become HM? Theoretically, by doping electrons more than 1.4  $e$ /unit cell to lift the Fermi level upward about 0.1 eV using some techniques, such as applying gate voltage in a MOSFET like system, Ni/BN(9,0) could become HM. Even a metal to semiconductor transition could occur by doping 4.0 electrons/unit cell to lift the Fermi level upward more than 0.25 eV. On the other hand, seeking intrinsic HM in nano-structures is a more elegant solution to this question. Since the semi-HM in Ni/BN(9,0) results from the hybridization between the Ni nanowire and BN nanotube, the HM behavior is expected to occur in Ni doped BN nanotubes with an increased hybridization effect. Two different means are considered to increase the hybridization. First we study the hcp Ni nanowire coated with a smaller BN nanotube, i.e., BN(8,0) nanotube. The spin resolved band structure for Ni/BN(8,0) shown in Fig. 3(a) obviously indicates a HM behavior. Though the formation of Ni/BN(8,0) is endothermic, Ni/BN(8,0) or other similar hybrid structures could be synthesized at high temperature with some subtle experimental methods, such as mechanic techniques and/or two-stage process. Secondly we investigate the Ni doped BN(9,0) nanotube upon hydrostatic pressure. We simulate the pressure by fixing a homogeneous radial shrunken BN(9,0) nanotube and then fully relaxing the Ni nanowire. Radial shrinkages to two different levels, 5% and 10%, induced by homogeneous external pressures 2.6 and 6.7 Gpa respectively, are examined. Here we assume that these external pressures would not cause Ni/BN(9,0) to transform to the oval shape. This is reasonable since the estimated transition pressure is 5.7 Gpa for BN(9,0) if we use the  $1/R^3$  relationship between the transition pressure and the radius of the nanotube, and the fact that BN nanotubes have similar

mechanical properties as carbon nanotubes, and the transition pressure for C(6,6) (about 4.0 Gpa) [27], moreover, the transition pressure for Ni/BN(9,0) should be larger than this value due to the presence of the core Ni nanowire. The band structures of the Ni doped shrunken BN(9,0) nanotubes are shown in Fig. 3(b) and (c). We can clearly see that an energy gap is induced in the spin majority band of the hybrid structure after a small radial shrinking. Moreover, we find that the HM energy gap increases along with the increase of the shrinkage, as seen from Fig. 3 that the HM band gap for 10% shrunken Ni/BN(9,0) is larger than that for 5% shrunken Ni/BN(9,0). The radial shrinkage smaller than 5% would not induce such a semi-HM to HM transition. In the two cases both with a decrease in the radius of the nanotube and therefore increased hybridization, the bonding and anti-bonding interactions become stronger. Once the interactions are strong enough, the HM can arise in these hybrid systems. Additionally, we find that the oval deformation couldn't induce the transition from semi-HM to HM. For the oval deformation, the hybridization between the Ni nanowire and BN nanotubes is not thorough since the oval deformation only increases the interaction between some Ni atoms and nanotube, but the interaction between other Ni atoms and nanotube is weakened.

The results about the total magnetic moment for the free standing Ni nanowire and hybrid Ni/BN nanotubes are listed in Table I. As we can see, the total magnetic moment are decreased after forming a hybrid Ni/BN nanotube. This is typically due to the hybridization of the metal 3d states with the 2s and 2p states of boron and nitrogen. Interestingly, the reduction amount doesn't have a simple relationship with the radius of the BN nanotubes. When the radius is large enough, the reduction amount decreases with the increase of the nanotube radius, which can be explained by the weak hybridization effect.

Though, only Ni doped BN nanotubes are analyzed in detail in our discussion, the main results for Ni doped BN nanotubes apply equally to other TM, such as Fe and Co, doped BN nanotubes. All these three TM/BN(8,0) are HM. The hydrostatic pressure can induce the transition from non-HM to HM for TM/BN nanotube hybrid systems. By performing a calculation on the Ni nanowire coated by a double-walled BN nanotube, called BN(8,0)@BN(16,0), we find a HM behavior in such a system, indicating that the special magnetic properties for TM doped multi-walled BN nanotubes are mainly dependent on the innermost BN wall. Detailed discussions will appear elsewhere[28]. It is noteworthy that the special magnetic properties are unique for TM/BN nanotube hybrid structures and are not

found in previous studies on TM/C nanotube hybrid structures[7] and the proposed systems consisting of B, N, and C atoms with a ferromagnetic ordering[29, 30].

In conclusion, we have performed an extensively first principles study on BN nanotubes doped with the Ni hcp nanowire. All Ni/BN are ferromagnetic metals. The hybridization between the Ni nanowire and BN nanotubes leads to semi-HM or HM ferromagnetism in Ni/BN nanotubes. Ni/BN(9,0) is the most favorable form among the Ni doped BN nanotubes we studied and shows semi-HM behavior, which could be turned into HM behavior by doping electrons more than 1.4  $e$ /unit cell. Moreover, HM ferromagnetism could be achieved by coating the Ni nanowire with a small radius BN nanotube, i.e., BN(8,0). Interestingly, for Ni doped BN nanotubes the HM behavior could also be accomplished by the homogeneous shrinkage of BN nanotubes induced by hydrostatic pressure. And the HM band gap could be tuned by the applied pressure. Importantly, the interesting magnetic properties are not particular to Ni/BN nanotubes, but prevalent characters for Fe, Co and Ni doped BN nanotubes. Almost all spin density and transport electrons locate in the core TM nanowire in TM/BN, differently from TM/C, in which electron and spin are more delocalized. All these special properties of TM/BN are very useful for spintronics and spin-polarized transport.

This work is partially supported by the National Project for the Development of Key Fundamental Sciences in China (G1999075305, G2001CB3095), by the National Natural Science Foundation of China (50121202, 20025309, 10074058), by the Foundation of Ministry of Education of China, by the Foundation of the Chinese Academy of Science, and by the USTC-HP HPC project.

---

\* Corresponding author. E-mail: jlyang@ustc.edu.cn

- [1] Žútić, I.; Fabian, J.; Sarma, S. D. *Rev. Mod. Phys.* **2004**, 76, 323.
- [2] Karmakar, S.; Sharma, S. M.; Teredesai, P. V.; Sood, A. K. *Phys. Rev. B* **2004**, 69, 165414.
- [3] Satishkumar, B. C.; Govindaraj, A.; Vanitha, P. V.; Raychaudhuri, A. K.; Rao, C. N. R. *Chem. Phys. Lett.* **2002**, 362, 301.
- [4] Guerret-Piécourt, C.; Bouar, Y. L.; Loiseau, A.; Pascard, H. *Nature (London)* **1994**, 372, 761.
- [5] Ajayan, P. M.; Colliex, C. ; Lambert, J. M.; Bernier, P.; Barbedette, L.; Tencé, M.; Stephan, O. *Phys. Rev. Lett.* **1994**, 72, 1722.

- [6] Fagan, S. B.; Mota, R.; Silva, A. J. R. d.; Fazzio, A. Phys. Rev. B **2003**, 67, 205414; Microelectron. J. **2003**, 34, 481.
- [7] Yang, C. K.; Zhao, J.; Lu, J. P. Phys. Rev. Lett. **2003**, 90, 257203.
- [8] Yagi, Y.; Briere, T. M.; Sluiter, M. H. F.; Kumar, V.; Farajian, A. A.; Kawazoe, Y. Phys. Rev. B **2004**, 69, 075414.
- [9] Chopra, N. G.; Luyken, R. J.; Cherrey, K.; Crespi, V. H.; Cohen, M. L.; Louie, S. G.; Zettl, A. Science **1995**, 269, 966.
- [10] Blase, X.; Rubio, A.; Louie, S. G.; Cohen, M. L. Europhys. Lett. **1994**, 28, 335.
- [11] Golberg, D.; Xu, F. F.; Bando, Y. Appl. Phys. A **2003**, 76, 479.
- [12] Bando, Y.; Ogawa, K.; Golberg, D. Chem. Phys. Lett. **2001**, 347, 349.
- [13] Xu, F. F.; Bando, Y.; Golberg, D.; Hasegawa, M.; Mitome, M. Acta Mater. **2004**, 52, 601.
- [14] Tang, C.; Bando, Y.; Golberg, D.; Ding, X.; Qi, S. J. Phys. Chem. B **2003**, 107, 6539.
- [15] Kresse, G.; Hafner, J. J. Phys.: Condens. Matter. **1994**, 6, 8245.
- [16] Kresse, G.; Hafner, J. Phys. Rev. B **1994**, 49, 14251.
- [17] Blöchl, P. E. Phys. Rev. B **1994**, 50, 17953.
- [18] Kresse, G.; Joubert, D. Phys. Rev. B **1999**, 59, 1758.
- [19] Hohenberg, P.; Kohn, W. Phys. Rev. **1964**, 136, B864.
- [20] Kohn, W.; Sham, L. J. Phys. Rev. **1965**, 140, A1133.
- [21] Perdew, J. P.; Wang, Y. Phys. Rev. B **1992**, 45, 13244.
- [22] Perdew, J. P.; Chevary, J. A.; Vosko, S. H.; Jackson, K. A.; Pederson, M. R.; Singh, D. J.; Fiolhais, C. Phys. Rev. B **1992**, 46, 6671.
- [23] Monkhorst, H. J.; Pack, J. D. Phys. Rev. B **1976**, 13, 5188.
- [24] Golberg, D.; Bando, Y. Appl. Phys. Lett. **2001**, 79, 415.
- [25] Terauchi, M.; Tanaka, M.; Suzuki, K.; Ogino, A.; Kimura, K. Chem. Phys. Lett. **2000**, 324, 359.
- [26] Singh, A. K.; Briere, T. M.; Kumar, V.; Kawazoe, Y. Phys. Rev. Lett. **2003**, 91, 146802.
- [27] Zhang, X. H.; Sun, D. Y.; Liu, Z. F.; Gong, X. G. Phys. Rev. B **2004**, 70, 035422.
- [28] Xiang, H. J.; Yang, Jinlong; Hou, J. G.; Zhu, Qingshi unpublished.
- [29] Okada, S.; Oshiyama, A. Phys. Rev. Lett. **2001**, 87, 146803.
- [30] Choi, J.; Kim, Y. H.; Chang, K. J.; Tomanek, D. Phys. Rev. B **2003**, 67, 125421.



TABLE I: The formation energy ( $E_b$ ) and total magnetic moment ( $\mu_{tot}$ ) for the free standing Ni nanowire and several Ni doped BN nanotubes hybrid structures. Refer to the text for the definitions for the formation energy ( $E_b$ ).

	$E_b(\text{eV})$	$\mu_{tot}(\mu_B/\text{unit cell})$
Ni nanowire		5.66
Ni/BN(8,0)	0.88	4.00
Ni/BN(9,0)	-0.04	3.49
Ni/BN(10,0)	0.03	4.53

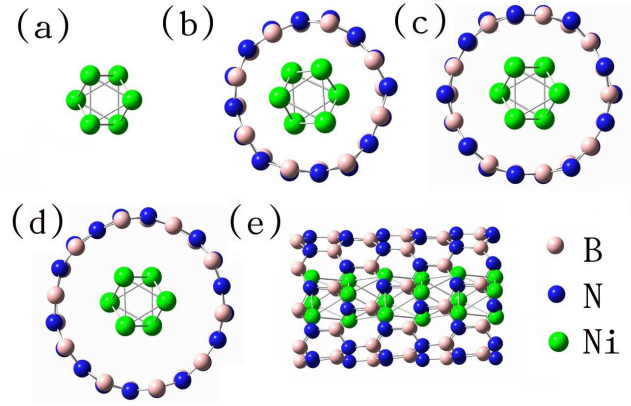


FIG. 1: Relaxed structures of the free standing Ni nanowire and Ni/BN nanotube hybrid structures.

(a) Top view of the free standing Ni nanowire. (b) Top view of Ni/BN(8,0). (c) Top view of Ni/BN(9,0). (d) Top view of Ni/BN(10,0). (e) Side view of Ni/BN(9,0).

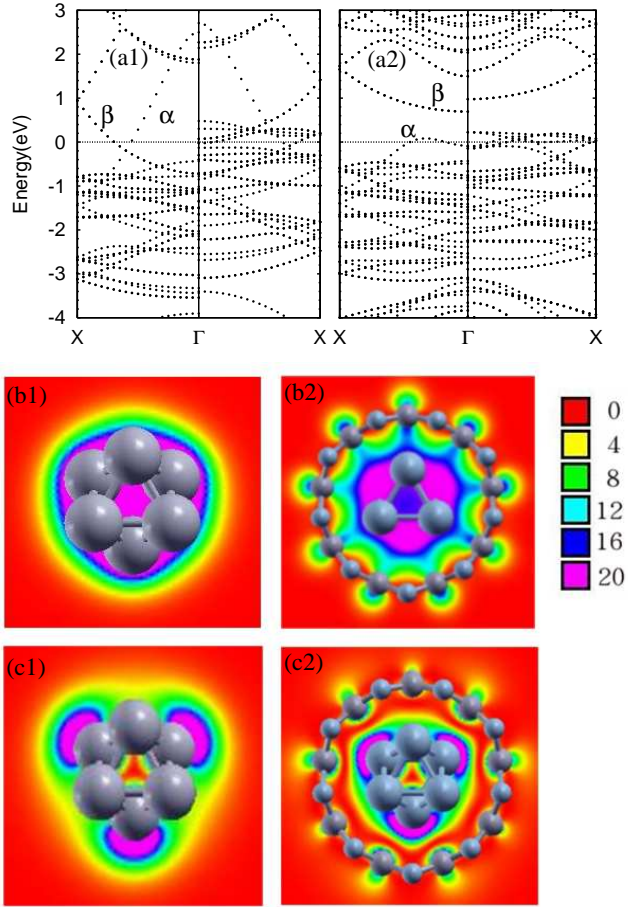


FIG. 2: Spin resolved band structures and partial charges of the  $\alpha$  and  $\beta$  states for the free standing Ni nanowire and Ni/BN(9,0). (a1) and (a2) are the band structures for the free standing Ni nanowire and Ni/BN(9,0). The left panel is for the majority spin and the right panel is for the minority spin. (b1) and (b2) are the partial charges for the  $\alpha$  state of the free standing Ni nanowire and Ni/BN(9,0) respectively. (c1) and (c2) are the partial charges for the  $\beta$  state of the free standing Ni nanowire and Ni/BN(9,0) respectively. The  $\alpha$  and  $\beta$  states refer to those marked in (a1) and (a2).

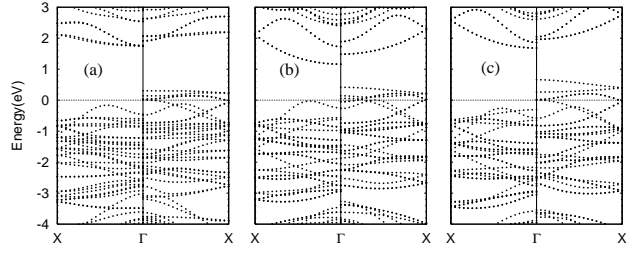


FIG. 3: Spin resolved band structures for Ni/BN(8,0) and two radial homogeneously shrunk Ni doped BN(9,0) nanotube hybrid structures. (a) Ni/BN(8,0). (b) 5% radial shrinkage. (c) 10% radial shrinkage. The left panel is for the majority spin and the right panel is for the minority spin.