

## Chapter 1

# CREATION AND DETECTION OF MOBILE AND NON-LOCAL SPIN-ENTANGLED ELECTRONS

Patrik Recher\*, D.S. Saraga, and Daniel Loss

*Department of Physics and Astronomy, University of Basel,  
Klingelbergstrasse 82, CH-4056 Basel, Switzerland*

**Abstract** We present electron spin entanglers—devices creating mobile spin-entangled electrons that are spatially separated—where the spin-entanglement in a superconductor present in form of Cooper pairs and in a single quantum dot with a spin singlet groundstate is transported to two spatially separated leads by means of a correlated two-particle tunneling event. The unwanted process of both electrons tunneling into the same lead is suppressed by strong Coulomb blockade effects caused by quantum dots, Luttinger liquid effects or by resistive outgoing leads. In this review we give a transparent description of the different setups, including discussions of the feasibility of the subsequent detection of spin-entanglement via charge noise measurements. Finally, we show that quantum dots in the spin filter regime can be used to perform Bell-type measurements that only require the measurement of zero frequency charge noise correlators.

**Keywords:** Entanglement, Andreev tunneling, quantum dots, Luttinger liquids, Coulomb blockade, Bell inequalities, spin filtering

## 1. Sources of mobile spin-entangled electrons

<sup>1</sup> The extensive search for mechanisms to create electronic entanglement in solid state systems was motivated partly by the idea to use spin [1] or charge [2] degrees of freedom of electrons in quantum confined nanostructures as a quantum bit (qubit) for quantum computing. In particular, pairwise entangled states are the basic ingredients to perform elementary quantum gates [1]. Furthermore, exploiting the charge of electrons allows to easily transport such

\*Present addresses: E.L. Ginzton Laboratory, Stanford University, Stanford, California 94305, USA, and Institute of Industrial Science, University of Tokyo, 4-6-1 Komaba, Meguro-ku, Tokyo 153-8505, Japan

entangled states along wires by means of electric fields, leading to mobile and non-local entangled states. These are required for quantum communication protocols as well as in experiments where nonlocality and entanglement are detected via the violation of a Bell inequality suitably formulated for massive particles in a solid state environment. We will turn to this issue in Section 4. One should note that entanglement is rather the rule than the exception in solid state systems, as it arises naturally from Fermi statistics. For instance, the ground state of a helium atom is the spin singlet  $|\uparrow\downarrow\rangle - |\downarrow\uparrow\rangle$ . Similarly, one finds a singlet in the ground state of a quantum dot with two electrons [3]. However, such “local” entangled singlets are not readily useful for quantum computation and communication, as these require control over each individual electron as well as non-local correlations. An improvement in this direction is given by two coupled quantum dots with a single electron in each dot [1], where the spin-entangled electrons are already spatially separated by strong on-site Coulomb repulsion (like in a hydrogen molecule). One could then create mobile entangled electrons by simultaneously lowering the tunnel barriers coupling each dot to separate leads. Another natural source of spin entanglement can be found in superconductors, as these contain Cooper pairs with singlet spin wave functions. It was first shown in Ref. [4] how a non-local entangled state is created in two uncoupled quantum dots when they are coupled to the same superconductor. In a non-equilibrium situation, the Cooper pairs can be extracted to normal leads by Andreev tunneling, thus creating a flow of entangled pairs [5, 6, 7, 8, 9, 10].

A crucial requirement for an entangler is to create *spatially separated* entangled electrons; hence one must avoid whole entangled pairs entering the same lead. As will be shown below, energy conservation is an efficient mechanism for the suppression of undesired channels. For this, interactions can play a decisive role. For instance, one can use Coulomb repulsion in quantum dots [5],[11], in Luttinger liquids [7],[8] or in a setup where resistive leads give rise to a dynamical Coulomb blockade effect [10]. Finally, we mention other entangler proposals using leads with narrow bandwidth [12] and/or generic quantum interference effects [13, 14].

In the following sections we present our theoretical proposals towards the implementation of a solid-state entangler.

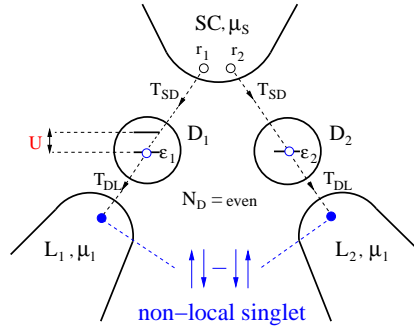
## 2. Superconductor-based electron spin-entangler

Here we envision a *non-equilibrium* situation in which the electrons of a Cooper pair can tunnel coherently by means of an Andreev tunneling event from a superconductor to two separate normal leads, one electron per lead. Due to an applied bias voltage, the electron pairs can move into the leads thus giving rise to mobile spin entanglement. Note that an (unentangled) single-particle current is strongly suppressed by energy conservation as long as both the temperature

and the bias are much smaller than the superconducting gap. In the following we review three proposals where we exploit the repulsive Coulomb charging energy between the two spin-entangled electrons in order to separate them so that the residual current in the leads is carried by non-local singlets. We show that such entanglers meet all requirements necessary for subsequent detection of spin-entangled electrons via charge noise measurements discussed in Section 4.

## 2.1 Andreev Entangler with quantum dots

The proposed entangler setup (see Fig. 1.1) consists of a superconductor (SC) with chemical potential  $\mu_S$  which is weakly coupled to two quantum dots (QDs) in the Coulomb blockade regime [15]. These QDs are in turn weakly coupled to outgoing Fermi liquid leads, held at the same chemical potential  $\mu_l$ . Note that in the presence of a voltage bias between the two leads, a (unentangled) current could flow from one lead to the other via the SC. A bias voltage  $\mu = \mu_S - \mu_l$  is applied between the SC and the leads. The tunneling amplitudes between the SC and the dots, and dots and leads, are denoted by  $T_{SD}$  and  $T_{DL}$ , respectively (see Fig. 1.1). The two intermediate QDs in the Coulomb



*Figure 1.1.* The entangler setup. Two spin-entangled electrons forming a Cooper pair tunnel with amplitude  $T_{SD}$  from points  $r_1$  and  $r_2$  of the superconductor, SC, to two dots,  $D_1$  and  $D_2$ , by means of Andreev tunneling. The dots are tunnel-coupled to normal Fermi liquid leads  $L_1$  and  $L_2$ , with tunneling amplitude  $T_{DL}$ . The superconductor and leads are kept at chemical potentials  $\mu_S$  and  $\mu_l$ , respectively. Adapted from [5].

blockade regime have chemical potentials  $\epsilon_1$  and  $\epsilon_2$ , respectively. These can be tuned via external gate voltages, such that the tunneling of two electrons via different dots into different leads is resonant for  $\epsilon_1 + \epsilon_2 = 2\mu_S$  [16]. As it turns out [5], this two-particle resonance is suppressed for the tunneling of two electrons via the same dot into the same lead by the on-site repulsion  $U$  of the dots and/or the superconducting gap  $\Delta$ . Next, we specify the parameter regime

of interest here in which the initial spin-entanglement of a Cooper pair in the SC is successfully transported to the leads.

Besides the fact that single-electron tunneling and tunneling of two electrons via the same dot should be excluded, we also have to suppress transport of electrons which are already on the QDs. This could lead to effective spin-flips on the QDs, which would destroy the spin entanglement of the two electrons tunneling into the Fermi leads. A further source of unwanted spin-flips on the QDs is provided by its coupling to the Fermi liquid leads via particle-hole excitations in the leads. The QDs can be treated each as one localized spin-degenerate level as long as the mean level spacing  $\delta\epsilon$  of the dots exceeds both the bias voltage  $\mu$  and the temperature  $k_B T$ . In addition, we require that each QD contains an even number of electrons with a spin-singlet ground state. A more detailed analysis of such a parameter regime is given in [5] and is stated here

$$\Delta, U, \delta\epsilon > \mu > \gamma_l, k_B T, \text{ and } \gamma_l > \gamma_S. \quad (1.1)$$

In Eq. (1.1) the rates for tunneling of an electron from the SC to the QDs and from the QDs to the Fermi leads are given by  $\gamma_S = 2\pi\nu_S|T_{SD}|^2$  and  $\gamma_l = 2\pi\nu_l|T_{DL}|^2$ , respectively, with  $\nu_S$  and  $\nu_l$  being the corresponding electron density of states per spin at the Fermi level. We consider asymmetric barriers  $\gamma_l > \gamma_s$  in order to exclude correlations between subsequent Cooper pairs on the QDs. We work at the particular interesting resonance  $\epsilon_1, \epsilon_2 \simeq \mu_S$ , where the injection of the electrons into different leads takes place at the same orbital energy. This is a crucial requirement for the subsequent detection of entanglement via noise [17]. In this regime, we have calculated and compared the stationary charge current of two spin-entangled electrons for two competing transport channels in a T-matrix approach [18].

As a result, the ratio of the desired current for two electrons tunneling into *different* leads ( $I_1$ ) to the unwanted current for two electrons into the *same* lead ( $I_2$ ) is [5]

$$\frac{I_1}{I_2} = \frac{4\mathcal{E}^2}{\gamma^2} \left[ \frac{\sin(k_F \delta r)}{k_F \delta r} \right]^2 e^{-2\delta r/\pi\xi}, \quad \frac{1}{\mathcal{E}} = \frac{1}{\pi\Delta} + \frac{1}{U}, \quad (1.2)$$

where  $\gamma = \gamma_1 + \gamma_2$ . The current  $I_1 = (4e\gamma_S^2/\gamma)(\sin(k_F \delta r)/k_F \delta r)^2 e^{-2\delta r/\pi\xi}$  becomes exponentially suppressed with increasing distance  $\delta r = |\mathbf{r}_1 - \mathbf{r}_2|$  between the tunneling points on the SC, on a scale given by the superconducting coherence length  $\xi$  which determines the size of a Cooper pair. This does not pose a severe restriction for conventional s-wave materials with  $\xi$  typically being on the order of  $\mu\text{m}$ . In the relevant case  $\delta r < \xi$  the suppression is only polynomial  $\propto 1/(k_F \delta r)^2$ , with  $k_F$  being the Fermi wave number in the SC. On the other hand, we see that the effect of the QDs consists in the suppression factor  $(\gamma/\mathcal{E})^2$  for tunneling into the same lead [19]. Thus, in addition to Eq. (1.1)

we have to impose the condition  $k_F \delta r < \mathcal{E}/\gamma$ , which is well satisfied for small dots with  $\mathcal{E}/\gamma \sim 100$  and for  $\delta r \sim 1\text{nm}$ . As an experimental probe to test if the two spin-entangled electrons indeed separate and tunnel to different leads we suggest to join the two leads 1 and 2 to form an Aharonov-Bohm loop. In such a setup the different tunneling paths of an Andreev process from the SC via the dots to the leads can interfere. As a result, the measured current as a function of the applied magnetic flux  $\phi$  threading the loop contains a phase coherent part  $I_{AB}$  which consists of oscillations with periods  $h/e$  and  $h/2e$  [5]

$$I_{AB} \sim \sqrt{8I_1 I_2} \cos(\phi/\phi_0) + I_2 \cos(2\phi/\phi_0), \quad (1.3)$$

with  $\phi_0 = h/e$  being the single-electron flux quantum. The ratio of the two contributions scales like  $\sqrt{I_1/I_2}$  which suggest that by decreasing  $I_2$  (e.g. by increasing  $U$ ) the  $h/2e$  oscillations should vanish faster than the  $h/e$  ones.

We note that the efficiency as well as the absolute rate for the desired injection of two electrons into different leads can be enhanced by using lower dimensional SCs [7]. In two dimensions (2D) we find that  $I_1 \propto 1/k_F \delta r$  for large  $k_F \delta r$ , and in one dimension (1D) there is no suppression of the current and only an oscillatory behavior in  $k_F \delta r$  is found. A 2D-SC can be realized by using a SC on top of a two-dimensional electron gas (2DEG) [20, 21], where superconducting correlations are induced via the proximity effect in the 2DEG. In 1D, superconductivity was found in ropes of single-walled carbon nanotubes [22].

Finally, we note that the coherent injection of Cooper pairs by an Andreev process allows the detection of individual spin-entangled electron pairs in the leads. The delay time  $\tau_{\text{delay}}$  between the two electrons of a pair is given by  $1/\Delta$ , whereas the separation in time of subsequent pairs is given approximately by  $\tau_{\text{pairs}} \sim 2e/I_1 \sim \gamma_l/\gamma_S^2$  (up to geometrical factors). For  $\gamma_S \sim \gamma_l/10 \sim 1\mu\text{eV}$  and  $\Delta \sim 1\text{meV}$  we obtain that the delay time  $\tau_{\text{delay}} \sim 1/\Delta \sim 1\text{ps}$  is much smaller than the average delivery time  $\tau_{\text{pairs}}$  per entangled pair  $2e/I_1 \sim 40\text{ns}$ . Such a time separation is indeed necessary in order to detect individual pairs of spin-entangled electrons. We return to this issue in Section 4.

## 2.2 Andreev Entangler with Luttinger liquid leads

Next, we discuss a setup with an s-wave SC weakly coupled to the center (bulk) of two separate one-dimensional leads (quantum wires) 1,2 (see Fig. 1.2) which exhibit Luttinger liquid (LL) behavior, such as carbon nanotubes [23, 24, 25] or in semiconducting cleaved edge quantum wires [26]. The leads are assumed to be infinitely extended and are described by conventional LL-theory [27].

Interacting electrons in one dimension lack the existence of quasi particles like they exist in a Fermi liquid and instead the low energy excitations are

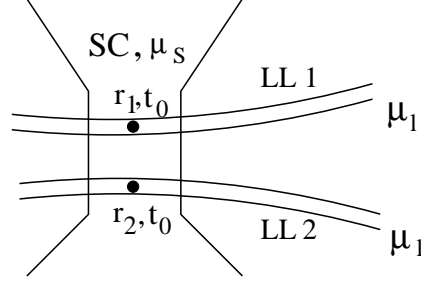


Figure 1.2. Two quantum wires 1,2, with chemical potential  $\mu_l$  and described as infinitely long Luttinger liquids (LLs), are deposited on top of an s-wave superconductor (SC) with chemical potential  $\mu_S$ . The electrons of a Cooper pair can tunnel by means of an Andreev process from two points  $\mathbf{r}_1$  and  $\mathbf{r}_2$  on the SC to the center (bulk) of the two quantum wires 1 and 2, respectively, with tunneling amplitude  $t_0$ . Adapted from [7].

collective charge and spin modes. In the absence of backscattering interaction the velocities of the charge and spin excitations are given by  $u_\rho = v_F/K_\rho$  for the charge and  $u_\sigma = v_F$  for the spin, where  $v_F$  is the Fermi velocity and  $K_\rho < 1$  for repulsive interaction between electrons ( $K_\rho = 1$  corresponds to a 1D-Fermi gas). As a consequence of this non-Fermi liquid behavior, tunneling into a LL is strongly suppressed at low energies. Therefore one should expect additional interaction effects in a coherent two-particle tunneling event (Andreev process) of a Cooper pair from the SC to the leads. We find that strong LL-correlations result in an additional suppression for tunneling of two coherent electrons into the *same* LL compared to single electron tunneling into a LL if the applied bias voltage  $\mu$  between the SC and the two leads is much smaller than the energy gap  $\Delta$  of the SC.

To quantify the effectiveness of such an entangler, we calculate the current for the two competing processes of tunneling into different leads ( $I_1$ ) and into the same lead ( $I_2$ ) in lowest order via a tunneling Hamiltonian approach. Again, we account for a finite distance separation  $\delta r$  between the two exit points on the SC when the two electrons of a Cooper pair tunnel to different leads. For the current  $I_1$  of the desired pair-split process we obtain, in leading order in  $\mu/\Delta$  and at zero temperature [7]

$$I_1 = \frac{I_1^0}{\Gamma(2\gamma_\rho + 2)} \frac{v_F}{u_\rho} \left( \frac{2\mu\Lambda}{u_\rho} \right)^{2\gamma_\rho}, \quad I_1^0 = \pi e \gamma^2 \mu F_d^2(\delta r), \quad (1.4)$$

where  $\Gamma(x)$  is the Gamma function and  $\Lambda$  is a short distance cut-off on the order of the lattice spacing in the LL and  $\gamma = 4\pi\nu_S\nu_l|t_0|^2$  is the dimensionless tunnel conductance per spin with  $t_0$  being the bare tunneling amplitude for electrons to tunnel from the SC to the LL-leads (see Fig. 1.2). The electron density of states

per spin at the Fermi level for the SC and the LL-leads are denoted by  $\nu_S$  and  $\nu_L$ , respectively. The current  $I_1$  has its characteristic non-linear form  $I_1 \propto \mu^{2\gamma_\rho+1}$  with  $\gamma_\rho = (K_\rho + K_\rho^{-1})/4 - 1/2 > 0$  being the exponent for tunneling into the bulk of a *single* LL. The factor  $F_d(\delta r)$  in Eq. (1.4) depends on the geometry of the device and is given here again by  $F_d(\delta r) = [\sin(k_F \delta r)/k_F \delta r] \exp(-\delta r/\pi\xi)$  for the case of a 3D-SC. In complete analogy to Section 2.1 the power law suppression in  $k_F \delta r$  is weaker for lower dimensions of the SC.

This result should be compared with the unwanted transport channel where two electrons of a Cooper pair tunnel into the same lead 1 or 2 but with  $\delta r = 0$ . We find that such processes are indeed suppressed by strong LL-correlations if  $\mu < \Delta$ . The result for the current ratio  $I_2/I_1$  in leading order in  $\mu/\Delta$  and for zero temperature is [7]

$$\frac{I_2}{I_1} = F_d^{-1}(\delta r) \sum_{b=\pm 1} A_b \left( \frac{2\mu}{\Delta} \right)^{2\gamma_{\rho b}}, \quad \gamma_{\rho+} = \gamma_\rho, \quad \gamma_{\rho-} = \gamma_\rho + (1 - K_\rho)/2, \quad (1.5)$$

where  $A_b$  is an interaction dependent constant [28]. The result (1.5) shows that the current  $I_2$  for injection of two electrons into the same lead is suppressed compared to  $I_1$  by a factor of  $(2\mu/\Delta)^{2\gamma_{\rho+}}$ , if both electrons are injected into the same branch (left or right movers), or by  $(2\mu/\Delta)^{2\gamma_{\rho-}}$  if the two electrons travel in different directions [29]. The suppression of the current  $I_2$  by  $1/\Delta$  reflects the two-particle correlation effect in the LL, when the electrons tunnel into the same lead. The larger  $\Delta$ , the shorter the delay time is between the arrivals of the two partner electrons of a Cooper pair, and, in turn, the more the second electron tunneling into the same lead will feel the existence of the first one which is already present in the LL. This behavior is similar to the Coulomb blockade effect in QDs, see Section 2.1. Concrete realizations of LL-behavior is found in metallic carbon nanotubes with similar exponents as derived here [24, 25]. In metallic single-walled carbon nanotubes  $K_\rho \sim 0.2$  [23] which corresponds to  $2\gamma_\rho \sim 1.6$ . This suggests the rough estimate  $(2\mu/\Delta) < 1/k_F \delta r$  for the entangler to be efficient. As a consequence, voltages in the range  $k_B T < \mu < 100 \mu\text{eV}$  are required for  $\delta r \sim 1$  nm and  $\Delta \sim 1$  meV. In addition, nanotubes were reported to be very good spin conductors [30] with estimated spin-flip scattering lengths of the order of  $\mu\text{m}$  [8]. In GaAs quantum wires  $K_\rho \sim 0.66 - 0.82$  [26] which suggests that interaction is also pronounced in such systems.

We now briefly address the question of spin and charge transport in a LL. Let's suppose that two electrons of a pair tunnel to different LLs (desired pair-split process). We assume that an electron with spin  $s = \pm 1/2$  tunnels into a given lead (1 or 2) as a right-mover and at point  $x$ . We then create the state  $|\alpha\rangle = \psi_s^\dagger(x)|0\rangle$  where  $|0\rangle$  denotes the ground state of the LL. We now consider the time evolution of the charge density fluctuations  $\rho(x') = \sum_s : \psi_s^\dagger(x')\psi_s(x') :$

and the spin density fluctuations  $\sigma^z(x) = \sum_s s : \psi_s^\dagger(x')\psi_s(x') :$  where  $:$  denotes normal ordering. We then obtain for the charge propagation

$$\langle \alpha | \rho(x', t) | \alpha \rangle = \frac{1}{2}(1 + K_\rho)\delta(x' - x - u_\rho t) + \frac{1}{2}(1 - K_\rho)\delta(x' + x + u_\rho t) \quad (1.6)$$

and for the spin propagation

$$\langle \alpha | \sigma^z(x', t) | \alpha \rangle = s\delta(x' - x - u_\sigma t). \quad (1.7)$$

The shape of the  $\delta$ -function is unchanged with time due to the linear spectrum of the LL model. In reality, carbon nanotubes show such a highly linear spectrum up to energies of  $\sim 1$  eV. Therefore, we expect that the injected spin is locally accessible in carbon nanotubes but carried by the collective spin modes rather than by a single electron. Another interesting feature characteristic for a LL is the different propagation velocities for the charge and for the spin ( $u_\sigma \neq u_\rho$ ) which is known as spin-charge separation.

### 2.3 Andreev Entangler with resistive leads

Here we consider resistive normal leads weakly coupled to the SC. This gives rise to a dynamical Coulomb blockade (CB) effect with the consequence that in a pair tunneling process into the same lead the second electron still experiences the Coulomb repulsion of the first one, which has not yet diffused away. Such a setup is presumably simpler to realize experimentally than the setups introduced above. Natural existing candidates for such a setup with long spin decoherence lengths ( $\sim 100 \mu\text{m}$  [31]) are semiconductor systems tunnel-coupled to a SC, as experimentally implemented in InAs [32], InGaAs [33] or GaAs/AlGaAs [34]. Recently, 2DEGs with a resistance per square approaching the quantum resistance  $R_Q = h/e^2 \sim 25.8 \text{ k}\Omega$  could be achieved by depleting the 2DEG with a voltage applied between a back gate and the 2DEG [35]. In metallic normal NiCr leads of width  $\sim 100 \text{ nm}$  and length  $\sim 10 \mu\text{m}$ , resistances of  $R = 22 - 24 \text{ k}\Omega$  have been produced at low temperatures. Even larger resistances  $R = 200 - 250 \text{ k}\Omega$  have been measured in Cr leads [36].

The SC is held at the (electro-)chemical potential  $\mu_S$  by a voltage source  $V$ , see Fig. 1.3. The two electrons of a Cooper pair can tunnel via two junctions placed at points  $\mathbf{r}_1$  and  $\mathbf{r}_2$  on the SC to two separate normal leads 1 and 2 with resistances  $R_1$  and  $R_2$ , *resp.* They are kept at the same chemical potential  $\mu_l$  so that a bias voltage  $\mu = \mu_S - \mu_l$  is applied between SC and leads. The system Hamiltonian decomposes into three parts  $H = H^e + H_{env} + H_T$ . Here  $H^e = H_S + \sum_{n=1,2} H_{ln}$  describes the electronic parts of the isolated subsystems consisting of the SC and Fermi liquid leads  $n = 1, 2$ .

To describe resistance and dissipation in the normal leads we use a phenomenological approach [37], where the electromagnetic fluctuations in the



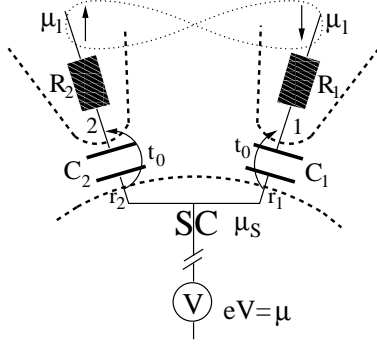


Figure 1.3. Entangler setup: A BCS bulk superconductor (SC) with chemical potential  $\mu_S$  is tunnel-coupled (amplitude  $t_0$ ) via two points  $\mathbf{r}_1$  and  $\mathbf{r}_2$  of the SC to two Fermi liquid leads 1,2 with resistance  $R_{1,2}$ . The two leads are held at the same chemical potential  $\mu_l$  such that a bias voltage  $\mu = \mu_S - \mu_l$  is applied between the SC and the two leads via the voltage source  $V$ . The tunnel-junctions 1,2 have capacitances  $C_{1,2}$ . Adapted from [10].

circuit (being bosonic excitations) due to electron-electron interaction and the lead resistances are modeled by a bath of harmonic oscillators which is linearly coupled to the charge fluctuation  $Q_n$  of the junction capacitor  $n$  (induced by the tunneling electron). This physics is described by [37, 38]

$$H_{env,n} = \frac{Q_n^2}{2C_n} + \sum_{j=1}^N \left[ \frac{q_{nj}^2}{2C_{nj}} + \frac{(\phi_n - \varphi_{nj})^2}{2e^2 L_{nj}} \right]. \quad (1.8)$$

The phase  $\phi_n$  of junction  $n$  is the conjugate variable to the charge satisfying  $[\phi_n, Q_m] = ie\delta_{n,m}$ . As a consequence  $e^{-i\phi_n}$  reduces  $Q_n$  by one elementary charge  $e$ . As long as the cross capacitance  $C_{12}$  between the two leads 1 and 2 is much smaller than the junction capacitances  $C_{1,2}$  the charge relaxations of both tunnel junctions occur independently of each other. As a result we have  $H_{env} = \sum_{n=1,2} H_{env,n}$ . The tunnel Hamiltonian  $H_T$  now contains an additional phase factor due to the coupling of the tunneling electron to the environment, i.e.  $H_T = t_0 \sum_{n,\sigma} \psi_{n\sigma}^\dagger \Psi_\sigma(\mathbf{r}_n) e^{-i\phi_n} + \text{h.c.}$  This phase factor obeys the following correlation function  $\langle \exp(i\phi_n(t)) \exp(-i\phi_n(0)) \rangle = \exp[J(t)]$  with  $J(t) = 2 \int_0^\infty (d\omega/\omega) (\text{Re} Z_T(\omega)/R_Q) (\exp(-i\omega t) - 1)$ . Here we introduced the total impedance  $Z_T = (i\omega C + R^{-1})^{-1}$ , with a purely Ohmic lead impedance  $Z_n(\omega) = R$ , which we assume to be the same for both tunnel-junctions and leads.

We first consider the low bias regime  $\mu \ll \Delta, \omega_R$ , or equivalently small resistances  $R$ , with  $\omega_R = 1/RC$  being the bath frequency cut-off. We then obtain for the current  $I_1$  for the tunneling of two spin-entangled electrons into

separate leads

$$I_1 = e\pi\mu\Gamma^2 F_d^2(\delta r) \frac{e^{-4\gamma/g}}{\Gamma(4/g + 2)} \left(\frac{2\mu}{\omega_R}\right)^{4/g}. \quad (1.9)$$

In Eq. (1.9) we introduced the Gamma function  $\Gamma(x)$  and the dimensionless tunnel-conductance  $\Gamma = 4\pi\nu_S\nu_l|t_0|^2$  with  $\nu_S$  and  $\nu_l$  being the DOS per spin of the SC and the leads at the Fermi level  $\mu_S$  and  $\mu_l$ , resp. Here  $\gamma = 0.5772$  is the Euler number. The exponent  $4/g$  in Eq. (1.9) with  $g = R_Q/R$  is just two times the value for single electron tunneling [37] via one junction since the two tunneling events into different leads are uncorrelated.

In the large bias regime (and/or large resistances  $R$ )  $\Delta \gg |\mu - E_c| \gg \omega_R$  we obtain

$$I_1 = e\pi\Gamma^2 F_d^2(\delta r) \Theta(\mu - E_c)(\mu - E_c), \quad (1.10)$$

where small terms  $\sim e\pi\Gamma^2 F_d^2(\delta r)\omega_R[\mathcal{O}(\omega_R/\mu) + \mathcal{O}(\omega_R/|\mu - E_c|)]$  have been neglected. This shows a gap in  $I_1$  for  $\mu < E_c$  and  $R \rightarrow \infty$  with  $E_c = e^2/2C$  the charging energy which is a striking feature of the dynamical CB.

We now turn to the case when two electrons coming from the same Cooper pair tunnel to the same lead 1 or 2 and first concentrate on the low bias case  $\mu \ll \omega_R, \Delta$ . When  $\Delta \gg \omega_R, E_c$  the process appears as a tunneling event of a charge  $q = 2e$  into the same lead with the result

$$I_2 = e\pi\mu\Gamma^2 \frac{e^{-8\gamma/g}}{\Gamma(8/g + 2)} \left(\frac{2\mu}{\omega_R}\right)^{8/g}. \quad (1.11)$$

The exponent  $8/g$  shows that a dynamical CB effect due to a charge  $q = 2e$  is formed. The exponent of the power law decay in Eq. (1.11) reacts quadratically with respect to the tunneling charge which is not surprising since the change of the junction capacitor's charging energy due to tunneling of a charge  $q$  is  $q^2/2C$ . As a result, we obtain the ratio  $I_2/I_1 \propto (2\mu/\omega_R)^{4/g}$ . For values  $\Delta \ll \omega_R$ , e.g. for small  $R$ , we obtain a similar result as in a Luttinger liquid, see Eq. (1.5)

$$I_2 = e\pi\mu\Gamma^2 A(g) \left(\frac{2\mu}{\omega_R}\right)^{4/g} \left(\frac{2\mu}{\Delta}\right)^{4/g}, \quad (1.12)$$

with  $A(g) = (2e^{-\gamma})^{4/g}\Gamma^4(1/g + 1/2)/\pi^2\Gamma(8/g + 2)$ . Here the relative suppression of the current  $I_2$  compared to  $I_1$  is given essentially by  $(2\mu/\Delta)^{4/g}$  and not by  $(2\mu/\omega_R)^{4/g}$  as in the case of an infinite  $\Delta$ .

In the large voltage regime  $\Delta, \mu \gg \omega_R$  we expect a Coulomb gap due to a charge  $q = 2e$ . Indeed, in the parameter range  $|\mu - 2E_c| \gg \omega_R$  and  $\Delta \gg |\mu - E_c|$  we obtain for  $I_2$  again up to small contributions  $\sim e\pi\Gamma^2\omega_R[\mathcal{O}(\omega_R/\mu) + \mathcal{O}(\omega_R/|\mu - 2E_c|)]$

$$I_2 = e\pi\Gamma^2 \Theta(\mu - 2E_c)(\mu - 2E_c). \quad (1.13)$$

This shows that  $I_2$  is small ( $\propto \omega_R^2/|\mu - 2E_c|$ ) in the regime  $E_c < \mu < 2E_c$ , whereas  $I_1$  is finite ( $\propto F_d^2(\delta r)(\mu - E_c)$ ). We now give numerical values for

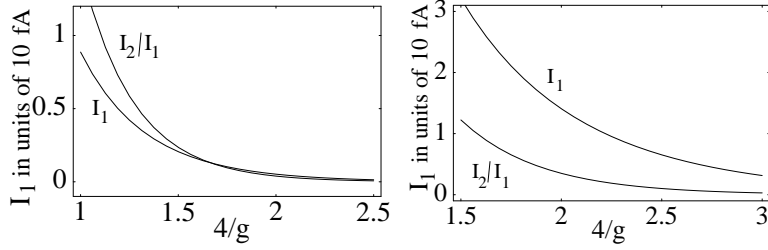


Figure 1.4. Current ratio  $I_2/I_1$  (entangler efficiency) and current  $I_1$  in the low bias regime,  $\mu \ll \Delta, \omega_R$  and  $\Delta \gg E_c, \omega_R$ , as a function of  $4/g = 4R/R_Q$ . Chosen parameters:  $E_c = 0.1$  meV,  $k_F \delta r = 10$ ,  $\Gamma = 0.1$ , and  $\mu = 5$   $\mu$ eV (left plot),  $\mu = 15$   $\mu$ eV (right plot). In the case of a 2D SC,  $I_1$  and  $I_1/I_2$  can be multiplied by 10. Adapted from [10].

the current magnitudes and efficiencies of this entangler. We first discuss the low bias regime  $\mu \ll \Delta, \omega_R$ . In Fig. 1.4 we show the ratio  $I_2/I_1$  (entangler efficiency) and  $I_1$  for  $\Delta \gg E_c, \omega_R$  as a function of  $4/g$  for realistic system parameters (see figure caption). The plots show that a very efficient entangler can be expected for lead resistances  $R \lesssim R_Q$ . The total current is then on the order of  $I_1 \gtrsim 10$  fA. In the large bias regime  $\mu \gg \omega_R$  and for  $E_c < \mu < 2E_c$  we obtain  $I_2/I_1 \propto (k_F \delta r)^{d-1} \omega_R^2 / (2E_c - \mu)(\mu - E_c)$ , where we assume that  $2E_c - \mu$  and  $\mu - E_c \gg \omega_R$ . For  $\mu \simeq 1.5E_c$  and using  $\omega_R = gE_c/\pi$  we obtain approximately  $I_2/I_1 \propto (k_F \delta r)^{d-1} g^2$ . To have  $I_2/I_1 < 1$  we demand that  $g^2 < 0.01$  for  $d = 3$ , and  $g^2 < 0.1$  for  $d = 2$ ,  $d$  being the effective dimension of the SC. Such small values of  $g$  have been produced approximately in Cr leads [36]. For  $I_1$  we obtain  $I_1 \simeq e(k_F \delta r)^{1-d} (\mu - E_c) \Gamma^2 \simeq e(k_F \delta r)^{1-d} E_c \Gamma^2 \simeq 2.5$  pA for  $d = 3$  and for the same parameters as used in Fig. 1.4. This shows that  $I_1$  is much larger than for low bias voltages, but an efficient entangler requires high lead resistances  $R \gtrsim 10R_Q$ . Our discussion shows that it should be possible to implement the proposed device within state of the art techniques.

### 3. Triple dot entangler

In this section we describe another scheme for the production of spin-entangled electrons pairs based on a triple dot setup [11]. We shall use here an approach based on perturbation theory that is quite transparent —although it is less rigorous than the master equation technique used in Ref. [11]. The simple idea behind this entangler is described in Fig 1.5. First we use the spin-singlet state occurring naturally in the ground state of an asymmetric quantum dot  $D_C$  with

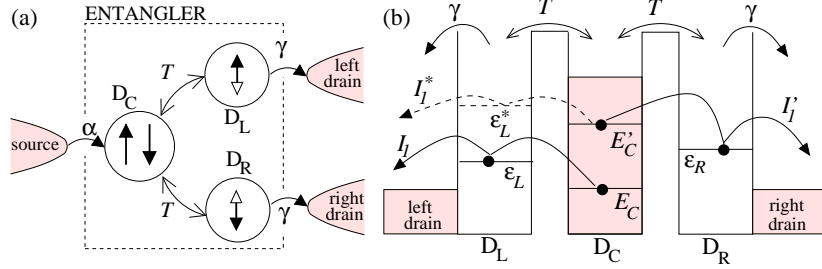


Figure 1.5. (a) Setup of the triple quantum dot entangler. The central dot  $D_C$  has a singlet ground state when 2 electrons are present, and is coupled coherently to the secondary dots  $D_L$  and  $D_R$  with tunneling amplitudes  $T$ . The dots are each coupled incoherently to a different lead, with rate  $\alpha$  and  $\gamma$ . (b) Energy level diagram for *each* electron. The single-electron currents  $I_L, I_L'$  and  $I_L^*$  are suppressed by the energy differences  $|E_C, E'_C - \epsilon_L, \epsilon_L^*|$ , while the simultaneous transport of the singlet pair from  $D_C$  to  $D_L$  and  $D_R$  is enhanced by the resonance  $E_C + E'_C = \epsilon_L + \epsilon_R$ . Adapted from [11].

an even number of electrons [39]. Secondly, we use two additional quantum dots  $D_{L,R}$  as energy filters; this provides an efficient mechanism to enforce the simultaneous propagation of the singlet pair into two separate drain leads—very much like the Andreev Entangler discussed in Section 2.1. An important point is that the spin is conserved throughout the transport from  $D_C$  to the drain lead (until the spin decoherence time is reached), so that we only need to check the charge transport of the singlet state.

We assume that the chemical potential of the leads are arranged so that only 0, 1 or 2 (excess) electrons can occupy  $D_C$ , while 0 or 1 electron can occupy  $D_{L,R}$ . To simplify notations, we assume a ‘symmetric’ situation for the charging energy in  $D_C$ , namely that  $U_C(2) = U_C(0) \equiv 0$ ,  $U_C(1) = -e^2/2C_\Sigma =: U$  with  $U_C(N)$  the total Coulomb charging energy for  $N$  excess electrons in  $D_C$ , and  $C_\Sigma$  the total capacitance of  $D_C$ . It is crucial that  $D_C$  has an even number of electrons when  $N = 0$  in order to have a singlet ground state  $|\uparrow\downarrow - \downarrow\uparrow\rangle$  when  $N = 2$ . The total energies are  $E_C(0) \equiv 0$ ,  $E_C(1) = \epsilon_C - U$ , and  $E_C(2) = 2\epsilon_C$ , where  $\epsilon_C$  is the lowest single-particle energy available for the first excess electron. Therefore, the energy of the first and second electron are  $E_C = \epsilon_C - U$  and  $E'_C = \epsilon_C + U$ , respectively. Similarly, we define  $E_{L,R}(0) \equiv 0$  and  $E_{L,R}(1) = \epsilon_{L,R}$ . The transport is dominated by sequential tunneling, and we describe the incoherent tunneling from the central source lead and  $D_C$  by a tunneling rate  $\alpha$ , while  $\gamma$  is the rate of tunneling between  $D_L$  and  $D_R$  to their respective drain leads.

In the following, we shall show that it is possible to enhance by resonance the simultaneous transport of the singlet across the triple-dot structure, and to suppress single-electron transport carrying no entanglement. In Ref. [11] we considered the quantum oscillations between  $D_C$  and  $D_{L,R}$ —described by the

tunneling amplitude  $T$ — exactly, i.e., in infinite order. Here we shall restrict ourselves to the lowest order. The first type of single-electron transport  $I_1$ , shown in Fig 1.5(b), corresponds to the sequence

$$I_1 : 0 \xrightarrow{\alpha} C \left[ \left\langle \begin{array}{c} \xrightarrow{T} \\ \xrightarrow{\gamma} \end{array} \right\rangle L \right] 0 \equiv 0 \xrightarrow{\alpha} C \xrightarrow{W_1} 0, \quad (1.14)$$

where 0 denotes the situation with no excess electrons,  $C$  denotes one electron in  $D_C$ , and  $L$  one electron in  $D_L$ . (We do not describe here the situation obtained by replacing  $L$  by  $R$ ). In the right hand-side we have approximated the coherent oscillations ( $T$ ) and the incoherent tunneling ( $\gamma$ ) to the drain leads (shown within the square brackets) by a single rate  $W_1$ . To find this rate, we consider that the finite escape rate  $\gamma$  to the drain leads broadens the discrete energy level  $\epsilon_L$  in the secondary dot  $D_L$ , described by a Lorentzian density of state

$$\rho_L(E) = \frac{1}{\pi} \frac{\gamma/2}{(E - \epsilon_L)^2 + (\gamma/2)^2}. \quad (1.15)$$

Then  $W_1$  is given by the Fermi Golden rule

$$W_1 = 2\pi |T|^2 \rho_L(E_C) = \frac{4\gamma T^2}{4\Delta_1^2 + \gamma^2}. \quad (1.16)$$

We have introduced the difference  $\Delta_1 = E_C - \epsilon_L = \epsilon_C - U - \epsilon_L$  between  $\epsilon_L$  and the energy  $E_C$  of the first electron of the singlet state in  $D_C$ . The diagram (1.14) corresponds to a 2-population problem, with the stationary current

$$I_1 = e \frac{\alpha W_1}{\alpha + W_1} = e \frac{4\alpha\gamma T^2}{\alpha(4\Delta_1^2 + \gamma^2) + 4\alpha T^2}. \quad (1.17)$$

We can proceed similarly for the second process involving one-electron transport:

$$I'_1 : C \xrightarrow{\alpha} CC \left[ \left\langle \begin{array}{c} \xrightarrow{T} \\ \xrightarrow{\gamma} \end{array} \right\rangle LC \right] C \equiv C \xrightarrow{\alpha} CC \xrightarrow{W'_1} C. \quad (1.18)$$

The current  $I'_1$  is given by the same expression as Eq. (1.17), with  $\Delta_1$  replaced by  $\Delta'_1 = E'_C - \epsilon_L = \epsilon_C + U - \epsilon_L$  (the difference between  $\epsilon_L$  and the energy  $E'_C$  of the second electron of the singlet state  $CC$ ). Therefore,  $I_1$  and  $I'_1$  are suppressed by the energy differences  $\Delta_1$  and  $\Delta'_1$ . For simplicity, we now take an almost symmetric setup  $\epsilon_L \simeq \epsilon_R \simeq \epsilon_C \Rightarrow \Delta_1 \simeq -\Delta'_1 \simeq U$ , so that  $I_1 \simeq I'_1$ .

The joint (simultaneous) transport of  $CC$  into  $LR$  propagates the entanglement from  $D_C$  to the drain leads. We describe it by the transition

$$I_E : 0 \xrightarrow{\alpha} C \xrightarrow{\alpha} CC \left[ \left\langle \begin{array}{c} \xrightarrow{T} \\ \xrightarrow{\gamma} \end{array} \right\rangle LC \left\langle \begin{array}{c} \xrightarrow{T} \\ \xrightarrow{\gamma} \end{array} \right\rangle LR \right] 0, \quad (1.19)$$

We approximate the double tunneling  $T$  and the escape to the drain lead by a rate  $W_E$  given by a 2<sup>nd</sup> order Fermi Golden rule:

$$W_E = \frac{2\gamma T^4}{\Delta_E^2 + \gamma^2} \frac{1}{\Delta_1'^2} \quad (1.20)$$

with the two-particle energy difference  $\Delta_E = E_{CC} - E_{LR} = 2\epsilon_C - \epsilon_L - \epsilon_R$ . Note that  $W_E$  is also suppressed by  $\Delta_1'$ , which enters here as the energy difference between the initial state  $CC$  and the virtual state  $LC$ . We broadened the final state  $LR$  with a rate  $2\gamma$  as the electrons can first escape either to the left or to the right drain lead (i.e.,  $LR \xrightarrow{\gamma} \{L \text{ or } R\} \xrightarrow{\gamma} 0$ ). Taking into account the additional channel involving the virtual state  $CR$  (which gives approximately the same contribution  $W_E$ ), the transition diagram is

$$I_E : 0 \xrightarrow{\alpha} C \xrightarrow{\alpha} CC \xrightarrow{\frac{2W_E}{\gamma}} 0 \quad (1.21)$$

and yields the stationary current

$$I_E = e \frac{2\alpha W_E}{\alpha + 4W_E} = e \frac{4\gamma T^4}{\Delta_1'^2 (\Delta_E^2 + \gamma^2) + 8T^4\gamma/\alpha}. \quad (1.22)$$

We now compare  $I_E/2$  to the single electron currents  $I_1$  and  $I_1'$ . The entangler quality  $R$ , defined by

$$\frac{I_E}{2I_1} > R, \quad (1.23)$$

gives the ratio of the number of singlets to uncorrelated electrons found in the drain leads. It yields the conditions [40]

$$T < U \sqrt{\frac{\alpha}{4\gamma R}}, \quad (1.24)$$

$$\gamma, \Delta_E < \frac{T}{\sqrt{2R}}, \quad (1.25)$$

which correspond to Eqs. (7) and (8) of Ref. [11]. We note that the sequence

$$CC \xleftrightarrow{T} LC \xleftrightarrow{T} LR \xrightarrow{\gamma} L \xrightarrow{\alpha} LC, \quad (1.26)$$

should not damage the entanglement shared by  $LR$ . Indeed, the transition  $LC \leftrightarrow CR$  is off-resonance, so that the second electron in  $D_L$  quickly escapes to the lead before it could tunnel back to  $D_C$  (which could create a new singlet with the electron already present in  $D_C$ ). Finally, we find that the current  $I_E$  saturates to  $e\alpha$  if  $T^4 \gg \alpha\gamma U^2/8$ .

So far we have assumed that no excited state could participate in the transport. This is correct if the energy level spacings are large,  $\delta\epsilon_{C,L,R} > 2U$ ; in this case

the single-electron transport via the excited levels is suppressed even more than for  $I_1$  and  $I_1'$ . Unfortunately, this condition is not satisfied in laterally-defined quantum dots, which are promising candidates for an experimental implementation [41]. Below we estimate the single-electron current  $I_1^*$  going via the excited states of one given dot, e.g.  $D_L$ . For simplicity we assume the symmetric setup  $\epsilon_C = \epsilon_L = \epsilon_R$ .

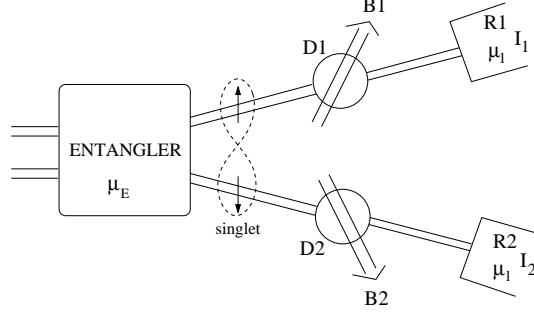
We consider the excited state with the energy  $\epsilon_L^*$  that is closest to the energy  $E'_C$  of the second electron in the singlet state in  $D_C$ . The non-entangled current  $I_1^*$  is given by Eq. (1.17), with  $\Delta_1$  replaced by the energy difference  $\Delta_1^* = E'_C - \epsilon_L^*$ . Introducing the ratio  $R^* = I_E/2I_1^*$ , we find the condition  $\Delta_1^* > \Delta_1 \sqrt{R/R^*}$ . For sufficiently large  $R$  (e.g.  $R = 100$  as in [11]), one can consider a reduced quality  $R^* \sim 10$ , which yields  $\Delta_1^* > U/3$ . This corresponds to the minimal energy difference found for a constant energy level spacing  $\delta\epsilon_L = 2U/3$  [42]. (In general, for odd  $N$  with  $\delta\epsilon_L = 2U/N$  we get  $\Delta_1^* = U/N$ .) If  $\Delta_1^*$  is too small, one should move the excited state away from the resonance by increasing the energy level spacing  $\delta\epsilon_L$ , which for example could be achieved by applying a magnetic field  $B$  perpendicular to the 2DEG, thus adding to the confinement energy the Landau magnetic energy proportional to  $B$ .

Finally, we comment on the validity of this perturbative approach. It gives good results for the two-particle resonance defined by  $\Delta_E = 0$  (where the entangled current dominates), as well as for the one-electron resonance for  $I_1'$ . However, it greatly overestimates the resonance for  $I_1$  (at  $\Delta_1 \simeq 0$ ), because it naively neglects the two-electron channel by arguing that  $W_E \ll W_1$ . The rate for the single-electron loop is given by  $I_1/e \simeq \alpha \ll W_1$ , which allows the arrival of a second electron into  $D_C$  (with rate  $\alpha$ ) and from there contributions from the two-electron channel. One can consider a more complex Markovian chain including both transition diagrams for  $I_1$  (Eq. (1.14)) and  $I_E$  (Eq. (1.21)) – however, in this case the approximation underestimates the corresponding current. To obtain an accurate result for this resonance, one must therefore follow the master equation approach used in Ref. [11].

## 4. Detection of spin-entanglement

In this section we present schemes to measure the produced spin-entanglement in a transport experiment suitable for the above presented entangler devices. One way to measure spin-singlet entangled states is via shot noise experiments in a beamsplitter setup [17].

Another way to detect entanglement is to perform an experiment in which the Bell inequality [43] is violated. The Bell inequality describes correlations between spin-measurements of pairs of particles within the framework of a *local* theory. The Bell inequality measurement requires that a nonlocal entangled pair, e.g. a singlet, produced by the spin-entangler, can be measured along three



*Figure 1.6.* The setup for measuring Bell inequalities: The entangler delivers a current of nonlocal singlet spin-pairs due to a bias voltage  $\mu = \mu_E - \mu_l$ . Subsequently, the two electrons in leads 1 and 2 pass two quantum dots D1 and D2, respectively, which act as spin filters [44] so that only one spin direction, e.g. spin down, can pass the dots. The quantization axes for the spins are defined by the magnetic fields applied to the dots, which are in general different for D1 and D2. Since the quantum dot spin filters act as a spin-to-charge converter, spin correlation measurements as required for measuring Bell inequalities can be reduced to measure current-current fluctuation correlators  $\langle \delta I_2(t) \delta I_1(0) \rangle$  in reservoirs R1 and R2 [45, 46].

different, not mutually orthogonal, axes defined by unit vectors  $\hat{\mathbf{a}}$ ,  $\hat{\mathbf{b}}$  and  $\hat{\mathbf{c}}$ . In a classical (local) theory the joint probabilities  $P(i, j)$  satisfy the Bell inequality [47]

$$P(\hat{\mathbf{a}}+, \hat{\mathbf{b}}+) \leq P(\hat{\mathbf{a}}+, \hat{\mathbf{c}}+) + P(\hat{\mathbf{c}}+, \hat{\mathbf{b}}+). \quad (1.27)$$

For example,  $P(\hat{\mathbf{a}}+, \hat{\mathbf{b}}+)$  is the probability that in a spin-correlation measurement between the spins in leads 1 and 2, see Fig. 1.6, the measurement outcome for lead 1 is spin up when measured along the  $\hat{\mathbf{a}}$ -axis and the measurement in lead 2 yields spin-up along the  $\hat{\mathbf{b}}$ -axis. For a singlet state  $|S\rangle = (|\uparrow\rangle_1 |\downarrow\rangle_2 - |\downarrow\rangle_1 |\uparrow\rangle_2) / \sqrt{2}$  the joint probability  $P(\hat{\mathbf{a}}+, \hat{\mathbf{b}}+)$  becomes  $P(\hat{\mathbf{a}}+, \hat{\mathbf{b}}+) = (1/2) \sin^2(\theta_{ab}/2)$ . Here 1/2 is just the probability to find particle 1 in the  $\hat{\mathbf{a}}$ , + state, and  $\theta_{ab}$  denotes the angle between axis  $\hat{\mathbf{a}}$  and  $\hat{\mathbf{b}}$ . Similar results hold for the other functions in Eq. (1.27). Therefore the Bell inequality for the singlet reads

$$\sin^2\left(\frac{\theta_{ab}}{2}\right) \leq \sin^2\left(\frac{\theta_{ac}}{2}\right) + \sin^2\left(\frac{\theta_{cb}}{2}\right). \quad (1.28)$$

For a suitable choice of axes  $\hat{\mathbf{a}}$ ,  $\hat{\mathbf{b}}$  and  $\hat{\mathbf{c}}$  and range of angles  $\theta_{ij}$ , this inequality is violated. For simplicity, we choose  $\hat{\mathbf{a}}$ ,  $\hat{\mathbf{b}}$  and  $\hat{\mathbf{c}}$  to lie in a plane such that  $\hat{\mathbf{c}}$  bisects the two directions defined by  $\hat{\mathbf{a}}$  and  $\hat{\mathbf{b}}$ :

$$\theta_{ab} = 2\theta, \quad \theta_{ac} = \theta_{cb} \equiv \theta. \quad (1.29)$$

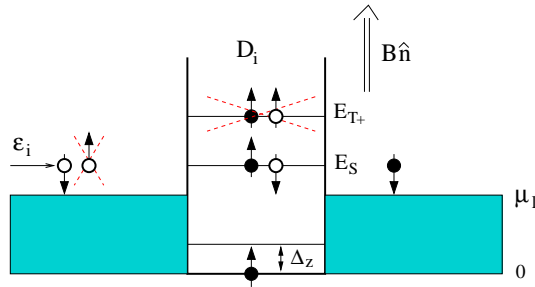
The Bell inequality Eq. (1.28) is then violated for

$$0 < \theta < \frac{\pi}{2}. \quad (1.30)$$



To measure these joint probabilities  $P(i, j)$  one can use spin filters in the outgoing leads of the entangler, see Fig. 1.6. Such filters act as spin-to-charge converters where the spin information is transferred into the ability for the electrons to pass the filters. The (charge) current fluctuations of the measured electrons can then be detected in a reservoir placed after the spin filter. Such spin filters can be implemented by quantum dots in the spin filter regime as described theoretically in Ref. [44] and verified experimentally with a filtering efficiency up to 99.9 % [48]. In the following we qualitatively describe the Bell measurement using the quantum dot spin filters. We have seen that all we require are the probabilities  $P(i, j)$ . The directions  $\hat{a}$ ,  $\hat{b}$  and  $\hat{c}$  are defined with a magnetic field along these axes [49] applied to the dots 1 and 2, see Fig. 1.6. The principle of spin-measurement can be formulated in the following way.

Let us suppose we inject electrons into Fermi liquid leads via the entangler. We have shown in the entangler setups containing quantum dots (Sections 2.1 and 3) that pairs of electrons can be resonantly injected within some level width  $\gamma_e$  around the energies  $\varepsilon_{1,2}$  for leads 1,2. Therefore, the energies of electrons injected into leads 1,2 are well defined. In the case where the entangler is based on the Luttinger liquid (Section 2.2) or the finite resistance setup (Section 2.3), the injection is not resonant and therefore not peaked in energy around some level  $\varepsilon_i$  above the Fermi energy. In this case, the quantum dot spin filters in the leads themselves produce a resonance with width  $\gamma_D$ , where  $\gamma_D$  is the level broadening of the dot levels due to the coupling to the leads.



*Figure 1.7.* The quantum dot as a spin to charge converter: The electrons are injected with energy  $\varepsilon_i$  in lead  $i = 1, 2$  above the chemical potential  $\mu_l$ . Since these energies can be tuned, with the entanglers or with the filters itself (see text), such that  $\varepsilon_i = E_S$  the transmission amplitude is very close to one if the spin is down (resonant transmission) with respect to direction  $\hat{n}$  and strongly suppressed if the spin is up (cotunneling process). Therefore the dot can act as a spin to charge converter where the spin information is converted to the possibility for the electron to pass the dot.

The quantum dot in lead  $i = 1, 2$  is in the cotunneling regime ( $E_S - \mu_l > k_B T, \gamma_D$ ). Note that no voltage bias is applied to the quantum dot filters, see Fig. 1.7. The quantum dot contains an odd number of electrons with a spin

up ground state [50]. The injected electron has energy  $\varepsilon_i$  that coincides with the singlet energy  $E_S$  (counted from  $E_\uparrow = 0$ ). The electron can now tunnel coherently through the dot (resonant tunneling), but only if its spin is down. If the electron spin is up, it can only pass through the dot via the virtual triplet state  $|T_+\rangle$  which is strongly suppressed by energy conservation if  $E_{T_+} - E_S > \gamma_D$  and  $\gamma_e \leq \gamma_D$ . In addition, the Zeeman splitting  $\Delta_z$  should be larger than  $E_S - \mu_l$  in order to prevent excitations (spin down state, see Ref. [44]) on the dot induced by the tunnel-injected electron. Concisely, the regime of efficient spin-filtering is

$$\gamma_e \leq \gamma_D < (E_S - \mu_l), E_{T_+} - E_S, \text{ and } k_B T < (E_S - \mu_l) < \Delta_z. \quad (1.31)$$

In general, the incoming spin is in some state  $|\alpha\rangle$  and will not point along the quantization axis given by the magnetic field direction, i.e.  $|\alpha\rangle = \lambda_+|\uparrow\rangle + \lambda_-|\downarrow\rangle$ . This means that by measuring many electrons, all in the same state  $|\alpha\rangle$ , only a fraction  $|\lambda_-|^2$  will be in the down state and  $|\lambda_+|^2 = 1 - |\lambda_-|^2$  in the up state. To be specific: The probability that an electron passes through the filter is  $|\lambda_-|^2$ , provided that the transmission probability for a spin down electron is one (and zero for spin up), which is the case exactly at resonance  $\varepsilon_i = E_S$  and for equal tunneling barriers on both sides of the dot [51]. So in principle, we have to repeat this experiment many times, i.e. with many singlets to get  $|\lambda_+|^2$  or  $|\lambda_-|^2$ . But this is automatically provided by the entangler which exclusively delivers (pure) singlet states, one by one and such that there is a well defined (average) time between subsequent pairs which is much larger than the delay time within one pair (see previous sections). Therefore we can resolve single singlet pairs.

How do we measure the successful passing of the electron through the dot? The joint probability  $P(i, j)$  quantifies correlations between spin measurements in lead 1 and 2 of the same entangled pair. Thus, this quantity should be directly related to the current-current fluctuation correlator  $\int_{-\infty}^{+\infty} dt \langle \delta I_2(t) \delta I_1(0) \rangle$  measured in the reservoirs  $R_1$  and  $R_2$  if the filters are operated in the regime where only the spin direction to be measured can pass the dot. The current fluctuation operator in reservoir  $i = 1, 2$  is defined as  $\delta I_i(t) = I_i(t) - \langle I_i \rangle$ . This quantity can be measured via the power spectrum of the shot noise  $S(\omega) = \int_{-\infty}^{+\infty} dt e^{i\omega t} \langle \delta I_2(t) \delta I_1(0) \rangle$  at zero frequency  $\omega$ . Indeed, it was shown in Ref. [9] that  $P(\hat{\mathbf{a}} \eta, \hat{\mathbf{b}} \eta') \propto S_{\eta, \eta'}(\hat{\mathbf{a}}, \hat{\mathbf{b}})$  where the zero frequency cross correlator is

$$S_{\eta, \eta'}(\hat{\mathbf{a}}, \hat{\mathbf{b}}) = 2 \int_{-\infty}^{+\infty} dt \langle \delta I_{\eta' \hat{\mathbf{b}}}(t) \delta I_{\eta \hat{\mathbf{a}}}(0) \rangle. \quad (1.32)$$

With  $\eta$  and  $\eta'$  we denote the spin directions ( $\eta, \eta' = \uparrow, \downarrow$ ) with respect to the chosen axes  $\hat{\mathbf{a}}$  and  $\hat{\mathbf{b}}$ , respectively. The proportionality factor between  $P(\hat{\mathbf{a}} \eta, \hat{\mathbf{b}} \eta')$  (the quantity of interest) and the cross correlator  $S_{\eta, \eta'}(\hat{\mathbf{a}}, \hat{\mathbf{b}})$  can be eliminated

by deviding  $S_{\eta,\eta'}(\hat{\mathbf{a}}, \hat{\mathbf{b}})$  with  $\sum_{\eta,\eta'} S_{\eta,\eta'}(\hat{\mathbf{a}}, \hat{\mathbf{b}})$  [9]. It was further pointed out in Ref. [9] that the correlator  $\langle \delta I_{\eta'\hat{\mathbf{b}}}(t) \delta I_{\eta\hat{\mathbf{a}}}(0) \rangle$  is only finite within the correlation time [52]  $\tau_c = 1/\gamma_e$ , i.e. for  $|t| \lesssim \tau_c$ . This sets some additional requirements to our entangler setups. The average time between subsequent arrivals of entangled pairs should be larger than this correlation time. This leads to the constraint

$$2e/I > 1/\gamma_e, \quad (1.33)$$

where  $I$  denotes the current of entangled pairs, i.e. the pair-split current calculated for various entangler systems in this review. The requirement Eq. (1.33) is always satisfied in our entanglers due to the weak tunneling regime.

We conclude that the zero frequency correlator  $S_{\eta,\eta'}(\hat{\mathbf{a}}, \hat{\mathbf{b}})$  can be measured by a coincidence counting measurement of charges in the reservoirs  $R_1$  and  $R_2$  that collects statistics over a large number of pairs, all in the same singlet spin-state.

## 5. Electron-holes entanglers without interaction

The entangler proposals presented in previous sections rely on entanglement sources which require interaction, e.g. Cooper pairs are paired up in singlet states due to an effective attractive interaction (mediated by phonons) between the electrons forming a Cooper pair. It was pointed out recently in Ref. [53] and also in Refs. [54, 55, 56] that electronic entanglement could also be created without interaction. In this section we would like to comment on two of the recent proposals describing the production of electron-hole entanglement without interaction. In the first one [53], quantum Hall edge states are used as 1D channels enabling the creation of entanglement via the tunneling of one electron leaving a correlated hole behind it. The entanglement is then dependent on how close the tunneling amplitudes between different channels are; these depend exponentially on the corresponding tunneling distances, and are therefore different. Another problem lies in the random relative phases acquired by the final state  $\sum_{\sigma,\sigma'} \int d\epsilon e^{i\phi_{\sigma,\sigma'}(\epsilon)} |t_{\sigma,\sigma'}(\epsilon)\rangle |\sigma,\sigma'; \epsilon\rangle$  after averaging over the energy bias, which could also degrade the entanglement as was pointed out in Ref. [57].

In the second one [55], it was shown that Bell inequalities could be violated in a standard Y-junction at short times. The authors attribute the related entanglement to the propagation of a singlet pair originating from two electrons in the same orbital state. However, a short-time correlator can only probe single-electron properties as it takes a finite average time  $e/I$  to transfer two electrons; thus 2-electron singlets are not relevant (in accordance with [56]). Rather, the entanglement is shared by electron-hole pairs across the two outgoing leads  $u$  and  $d$ :  $|e, u, \uparrow\rangle |h, d, \uparrow\rangle + |e, u, \downarrow\rangle |h, d, \downarrow\rangle$ , very much like in Ref. [53]. As the

electron and the hole are created by definition simultaneously, they are correlated at equal times and, as a result, the Bell inequality is only violated for short times [55, 56]. On the other hand, at longer times 2-electron correlations can appear in this setup. Then, both singlets and triplets contribute, but the singlets from the *same* orbital state,  $\epsilon = \epsilon'$ , have measure zero in the correlator which involves a double integral over the energies  $\epsilon, \epsilon'$  of the two electrons.

## 6. Summary

We have presented our theoretical work on the implementation of a solid state electron spin-entangler suitable for the subsequent detection of the spin-entanglement via charge transport measurements. In a superconductor, the source of spin-entanglement is provided by the spin-singlet nature of the Cooper pairs. Alternatively, a single quantum dot with a spin-singlet groundstate can be used. The transport channel for the tunneling of two electrons of a pair into different normal leads is enhanced by exploiting Coulomb blockade effects between the two electrons. For this we proposed quantum dots, Luttinger liquids or resistive outgoing leads. We discussed a possible Bell-type measurement apparatus based on quantum dots acting as spin filters.

## Acknowledgments

This work was supported by the Swiss NSF, NCCR Basel, DARPA, and ARO. We thank C.W.J. Beenakker, G. Blatter, B. Coish, and V.N. Golovach for useful discussions.

## Notes

1. These proceedings are published in "Fundamental Problems of Mesoscopic Physics Interaction and Decoherence", pp. 179-202, eds. I.V. Lerner et al., NATO Science Ser. II, Vol. 154 (Kluwer, Dordrecht, 2004).

## References

- [1] D. Loss and D. P. DiVincenzo, Phys. Rev. A **57**, 120 (1998), cond-mat/9701055.
- [2] A. Barenco, D. Deutsch, A. Ekert, and R. Josza, Phys. Rev. Lett. **74**, 4083 (1995).
- [3] D. Pfannkuche, V. Gudmundsson, and P.A. Maksym, Phys. Rev. B **47**, 2244 (1993).
- [4] M.-S. Choi, C. Bruder, and D. Loss, Phys. Rev. B **62**, 13569 (2000).
- [5] P. Recher, E.V. Sukhorukov, and D. Loss, Phys. Rev. B **63**, 165314 (2001).
- [6] G.B. Lesovik, T. Martin, and G. Blatter, Eur. Phys. J. B **24**, 287 (2001).
- [7] P. Recher and D. Loss, Phys. Rev. B **65**, 165327 (2002).
- [8] C. Bena, S. Vishveshwara, L. Balents, and M.P.A. Fisher, Phys. Rev. Lett. **89**, 037901 (2002).
- [9] P. Samuelsson, E.V. Sukhorukov, and M. Büttiker, Phys. Rev. Lett. **91**, 157002 (2003).
- [10] P. Recher and D. Loss, Phys. Rev. Lett. **91**, 267003 (2003).
- [11] D.S. Saraga and D. Loss, Phys. Rev. Lett. **90**, 166803 (2003).
- [12] W.D. Oliver, F. Yamaguchi, and Y. Yamamoto, Phys. Rev. Lett. **88**, 037901 (2002).
- [13] S. Bose and D. Home, Phys. Rev. Lett. **88**, 050401 (2002).
- [14] D.S. Saraga, B.L. Altshuler, Daniel Loss, and R.M. Westervelt, Phys. Rev. Lett. **92**, 246803 (2004).
- [15] L.P. Kouwenhoven, G. Schön, and L.L. Sohn, Mesoscopic Electron Transport, NATO ASI Series E: Applied Sciences-Vol.345, 1997, Kluwer Academic Publishers, Amsterdam.
- [16] This condition reflects energy conservation in the Andreev tunneling event from the SC to the two QDs.
- [17] G. Burkard, D. Loss, and E.V. Sukhorukov, Phys. Rev. B **61**, R16 303 (2000). Subsequent considerations in this direction are discussed in Refs. J.C. Egues, G. Burkard, and D. Loss, Phys. Rev. Lett. **89**, 176401 (2002); G. Burkard and D. Loss, Phys. Rev. Lett. **91**, 087903 (2003). For a comprehensive review on noise of spin-entangled electrons, see: J.C. Egues, P. Recher, D.S. Saraga, V.N. Golovach, G. Burkard, E.V. Sukhorukov, and D.

- Loss, in *Quantum Noise in Mesoscopic Physics*, pp 241-274, Kluwer, The Netherlands, 2003; cond-mat/0210498.
- [18] E. Merzbacher, *Quantum Mechanics* 3rd ed., John Wiley and Sons, New York, 1998, ch. 20.
- [19] This reduction factor of the current  $I_2$  compared to the resonant current  $I_1$  reflects the energy cost in the virtual states when two electrons tunnel via the same QD into the same Fermi lead and are given by  $U$  and/or  $\Delta$ . Since the lifetime broadenings  $\gamma_1$  and  $\gamma_2$  of the two QDs 1 and 2 are small compared to  $U$  and  $\Delta$  such processes are suppressed.
- [20] A.F. Volkov, P.H.C. Magnée, B.J. van Wees, and T.M. Klapwijk, *Physica C* **242**, 261 (1995).
- [21] J. Eroms, M. Tolkhien, D. Weiss, U. Rössler, J. De Boeck, and G. Borghs, *Europhys. Lett.* **58**, 569 (2002).
- [22] M. Kociak, A.Yu. Kasumov, S. Guéron, B. Reulet, I.I. Khodos, Yu.B. Gorbatov, V.T. Volkov, L. Vaccarini, and H. Bouchiat, *Phys. Rev. Lett.* **86**, 2416 (2001).
- [23] M. Bockrath, D.H. Cobden, J. Lu, A.G. Rinzler, R.E. Smalley, L. Balents, and P.L. McEuen *Nature* **397**, 598 (1999).
- [24] R. Egger and A. Gogolin, *Phys. Rev. Lett.* **79**, 5082 (1997); R. Egger, *Phys. Rev. Lett.* **83**, 5547 (1999).
- [25] C. Kane, L. Balents, and M.P.A. Fisher, *Phys. Rev. Lett.* **79**, 5086 (1997).
- [26] O.M. Auslaender, A. Yacoby, R. de Picciotto, K.W. Baldwin, L.N. Pfeiffer, and K.W. West, *Phys. Rev. Lett.* **84**, 1764 (2000).
- [27] For a review see e.g. H.J. Schulz, G. Cuniberti, and P. Pieri, in *Field Theories for Low-Dimensional Condensed Matter Systems*, G. Morandi *et al.* Eds. Springer, 2000; or J. von Delft and H. Schoeller, *Annalen der Physik*, Vol. **4**, 225-305 (1998).
- [28] The interaction dependent constants  $A_b$  are of order one for not too strong interaction between electrons in the LL but are decreasing when interaction in the LL-leads is increased [7]. Therefore in the case of substantially strong interaction as it is present in metallic carbon nanotubes, the pre-factors  $A_b$  can help in addition to suppress  $I_2$ .
- [29] Since  $\gamma_{\rho-} > \gamma_{\rho+}$ , it is more probable that two electrons coming from the same Cooper pair travel in the same direction than into different directions when injected into the same LL-lead.
- [30] L. Balents and R. Egger, *Phys. Rev. B*, **64** 035310 (2001).
- [31] J.M. Kikkawa and D.D. Awschalom, *Phys. Rev. Lett.* **80**, 4313 (1998).
- [32] J. Nitta, T. Akazaki, H. Takayanagi, and K. Arai, *Phys. Rev. B* **46**, 14286 (1992); C. Nguyen, H. Kroemer, and E.L. Hu, *Phys. Rev. Lett.* **69**, 2847 (1992).

- [33] S. De Franceschi, F. Giazotto, F. Beltram, L. Sorba, M. Lazzarino, and A. Franciosi, *Appl. Phys. Lett.* **73**, 3890 (1998).
- [34] A.M. Marsh, D.A. Williams, and H. Ahmed, *Phys. Rev. B* **50**, 8118 (1994).
- [35] A.J. Rimberg, T.R. Ho, Ç. Kurdak, and J. Clarke, *Phys. Rev. Lett.* **78**, 2632 (1997).
- [36] L.S. Kuzmin, Yu.V. Nazarov, D.B. Haviland, P. Delsing, and T. Claeson, *Phys. Rev. Lett.* **67**, 1161 (1991).
- [37] See e.g. G.-L. Ingold and Y.V. Nazarov, ch. 2 in H. Grabert and M.H. Devoret (eds.), *Single Charge Tunneling*, Plenum Press, New York, 1992.
- [38] Any lead impedance  $Z_n(\omega)$  can be modeled with Eq. (1.8) via  $Z_n^{-1} = \int_{-\infty}^{+\infty} dt \exp(-i\omega t) Y_n(t)$  with the admittance  $Y_n(t) = \sum_{j=1}^N (\Theta(t)/L_{nj}) \cos(t/\sqrt{L_{nj}C_{nj}})$ .
- [39] J. M. Kikkawa, I. P. Smorchkova, N. Samarth, and D. D. Awschalom, *Science* **277**, 1284 (1997).
- [40] We also find the opposite conditions  $U \ll T \ll \gamma$ , which are however incompatible with the perturbative approach.
- [41] F. R. Waugh, M. J. Berry, D. J. Mar, and R. M. Westervelt, *Phys. Rev. Lett.* **75**, 705 (1995); T. H. Oosterkamp, T. Fujisawa, W. G. van der Wiel, K. Ishibashi, R. V. Hijman, S. Tarucha, and L. P. Kouwenhoven, *Nature* **395**, 873 (1998).
- [42] Recent experiments have given the values  $\delta\epsilon = 1.1$  meV,  $U = 2.4$  meV; see R. Hanson, B. Witkamp, L.M.K. Vandersypen, L.H. Willems van Beveren, J.M. Elzerman, L.P. Kouwenhoven, cond-mat/0303139.
- [43] J.S. Bell, *Rev. Mod. Phys.* **38**, 447 (1966).
- [44] P. Recher, E.V. Sukhorukov, and D. Loss, *Phys. Rev. Lett.* **85**, 1965 (2000).
- [45] S. Kawabata, *J. Phys. Soc. Jpn.* **70**, 1210 (2001).
- [46] N.M. Chtchelkatchev, G. Blatter, G. Lesovik, and T. Martin, *Phys. Rev. B* **66**, 161320(R) (2002).
- [47] J.J. Sakurai, *Modern Quantum Mechanics*, Addison Wesley, New York, 1985.
- [48] R. Hanson, L.M.K. Vandersypen, L.H. Willems van Beveren, J.M. Elzerman, I.T. Vink, and L.P. Kouwenhoven, cond-mat/0311414.
- [49] In our case, see Fig. 1.7, spin down is filtered by the quantum dots. Therefore, if we want to measure the spin e.g. along  $\hat{a}_+$ , we should apply the magnetic field in  $-\hat{a}$  direction.
- [50] According to Ref. [44], an even number of electrons could also be considered for the spin filter.

- [51] S. Datta, *Electronic Transport in Mesoscopic Systems*, Cambridge University Press, London, 1995.
- [52] In Ref. [9],  $\gamma_e$  is replaced by the voltage bias since no resonant injection, i.e. no quantum dots, are considered.
- [53] C.W.J. Beenakker, C. Emary, M. Kindermann, and J.L. van Velsen, Phys. Rev. Lett. **91**, 147901 (2003).
- [54] P. Samuelsson, E.V. Sukhorukov, and M. Büttiker, Phys. Rev. Lett. **92**, 026805 (2004).
- [55] A.V. Lebedev, G.B. Lesovik, and G. Blatter, cond-mat/0311423.
- [56] A.V. Lebedev, G. Blatter, C.W.J. Beenakker, and G.B. Lesovik, Phys. Rev. B **69**, 235312, (2004).
- [57] J.L. van Velsen, M. Kindermann, C.W.J. Beenakker, Turk. J. Phys. **27**, 323 (2003), cond-mat/0307198.