

Disproportionation Transition at Critical Interaction Strength: $\text{Na}_{1/2}\text{CoO}_2$

K.-W. Lee¹, J. Kuneš^{1,2}, P. Novák² and W. E. Pickett¹

¹*Department of Physics, University of California, Davis, CA 95616, USA*

²*Institute of Physics, Academy of Sciences, Cukrovarnická 10, CZ-162 53 Prague 6, Czech Republic*

(Dated: September 12, 2018)

Charge disproportionation (CD) and spin differentiation in $\text{Na}_{1/2}\text{CoO}_2$ are studied using the correlated band theory approach. The simultaneous CD and gap opening seen previously is followed through a first order charge disproportionation transition $2\text{Co}^{3.5+} \rightarrow \text{Co}^{3+} + \text{Co}^{4+}$, whose ionic identities are connected more closely to spin ($S=0$, $S=\frac{1}{2}$ respectively) than to real charge. Disproportionation in the Co a_g orbital is compensated by opposing charge rearrangement in other $3d$ orbitals. At the transition large and opposing discontinuities in the (all-electron) kinetic and potential energies are slightly more than balanced by a gain in correlation energy. The CD state is compared to characteristics of the observed charge-ordered insulating phase in $\text{Na}_{1/2}\text{CoO}_2$, suggesting the Coulomb repulsion value U is concentration-dependent, with $U(x = 1/2) \simeq 3.5$ eV.

PACS numbers: 71.28.+d, 71.27.+a, 75.25.+z

The discovery by Takada and coworkers of superconductivity[1] in $\text{Na}_{0.3}\text{CoO}_2 \cdot 1.3 \text{H}_2\text{O}$ near 5 K has led to extensive studies of the rich variation of properties in the Na_xCoO_2 system ($0.2 \leq x \leq 1$). It has been pointed out[2, 3, 4] that the formal charge of the Co ions that occupy a triangular lattice, whose simple average is $4 - x$, changes at $x \simeq 0.5$: for $x > 0.5$ the observed Curie-Weiss (C-W) susceptibility indicates $(1 - x)$ Co^{4+} ions with spin $S=\frac{1}{2}$ and x Co^{3+} with $S=0$, while for $x < 0.5$ the susceptibility is Pauli-like and all Co ions are identical (“ $\text{Co}^{(4-x)+}$ ”). In a narrow region around $x = 0.5$ there is charge ordering (CO) as observed by electron diffraction,[3, 5, 6] probably accompanied by antiferromagnetic spin ordering. While the rest of the phase diagram is metallic, this $x = 0.5$ phase undergoes a CO+metal-insulator transition (MIT) at 50 K as verified by resistivity[3] and optical conductivity.[7, 8]

The mechanism of charge ordering has been a central question in many classes of transition metal oxides, especially the cuprates and manganates. The CO question is beginning to be addressed in these cobaltates, from the mechanism of ordering at commensurate concentrations[2, 4, 9] to the effects of fluctuations when the concentration varies from a commensurate fraction.[2, 10] Preceding the question of CO however must come the more basic one of disproportionation of a lattice of identical $\text{Co}^{(3+x)+}$ ions for $x < 0.5$ to disproportionated $\text{Co}^{3+}/\text{Co}^{4+}$ ions with their distinct charges and spins. CD is a signature of intraatomic correlation and is closely associated with local moment formation, but it also has a collective nature to it (every ion disproportionates). Moment formation has been studied primarily in single band models in conjunction with the correlation-driven MIT,[11] but CD in multiband systems (as $\text{Na}_{0.5}\text{CoO}_2$ almost certainly is) is a sub-

stantially more involved question and is relatively unstudied.

Recently some of the present authors obtained a CD/MIT[4] in a study of Na_xCoO_2 ($x = 1/3$, also $x = 2/3$) using the correlated band theory method LDA+U (local density approximation plus Hubbard U). For no apparent reason, the CD/CO transition appeared *simultaneously* with the MIT (band gap opening) as the interaction strength U was varied in the 3-4 eV range. Another feature that was not clarified is that this CD involved rather little actual redistribution of charge but at $x = \frac{1}{3}$ showed up dramatically in the magnetic moment as the metamorphosis $3\text{Co}^{3\frac{2}{3}+} \rightarrow \text{Co}^{3+} + 2\text{Co}^{4+}$. One of the central questions in these cobaltates is the relevance of its multiband nature, a complicating aspect that has stimulated studies into the possibility of orbital-selective metal-insulator transitions.[12, 13] In Na_xCoO_2 the threefold t_{2g} manifold is partially filled, with broken symmetry $t_{2g} \rightarrow a_g + e'_g$ arising from the CoO_2 layered structure. LDA calculations indicate both a_g and e'_g Fermi surfaces already at $x = \frac{3}{4}$, and the presence of e'_g Fermi surfaces has become a central component of several models of the superconducting phase.[14]

Another important question is that of correlation effects and especially the mechanism of CD/CO/MIT transitions. There have been a few pioneering applications of correlated band theories to model disproportionation.[2, 4, 15] In this paper we study more thoroughly the $x = \frac{1}{2}$ case, which has become more compelling since a CO/MIT was observed.[3] The variable in our study will be U , but in a small parameter range such as near the critical value U_c , varying U will be analogous to applying pressure to change the U/W ratio, hence predictions are open to direct experimental comparison. In addition, the CD/CO that is observed as $x \rightarrow 0.5$ sug-

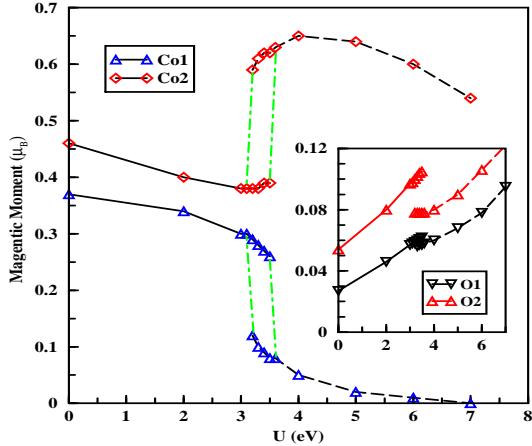


FIG. 1: Effect of U on the magnetic moments for Na_xCoO_2 . The jump reflects a first-order transition (and accompanying hysteresis) in the critical region (3.2 eV to 3.6 eV). Gap opening (metal-insulator transition) simultaneously occurs with CD due to the first-order nature. Dashed and solid lines represent the CD and the undisproportionated state, respectively. *Insert*: Change of the magnetic moments for the O ions: O1 (with 2n site symmetry) is shared by two Co1 and one Co2, while O2 (with 2m site symmetry) is shared by one Co1 and two Co2.

gest a concentration dependent interaction strength $U(x)$. We study in detail a mean-field but fully self-consistent treatment as provided by LDA+U, of a first order CD transition driven by correlation, and show that the multiband nature of Na_xCoO_2 is an integral ingredient of the CD transition. We compare with data to suggest the value of $U(x)$.

Our calculations that are based on the underlying hexagonal structure (space group $P6_322$) having lattice constants ($a = 2.84 \text{ \AA}$, $c = 10.81 \text{ \AA}$),[16] were done with a two Co supercell with space group $P2/m$ allowing two ions Co1 and Co2 to be realized in the cell. The O height was taken as $z_0 = 0.168(c/2) = 0.908 \text{ \AA}$ as relaxed by LDA calculation by Singh.[17] The calculations were carried out with the full-potential nonorthogonal local-orbital minimum-basis scheme (FPLO) [18] and both popular schemes[19, 20] for LDA+U functional with the main results being common to each. Since Na_xCoO_2 is a good metal (except at $x = \frac{1}{2}$ which we address), the results quoted in this paper are those from the so-called ‘‘around mean field’’ scheme [19] appropriate for relatively small U . The Brillouin zone was sampled with 128 (306 for LDA+U calculations) \mathbf{k} points in the irreducible wedge. Orbitals for the basis set contained $2s2p3s3p3d$ for Co, O, and Na provide excellent basis flexibility.

The doubled unit cell allows for CD into Co^{3+} and Co^{4+} , but with only one magnetic ion there is no is-

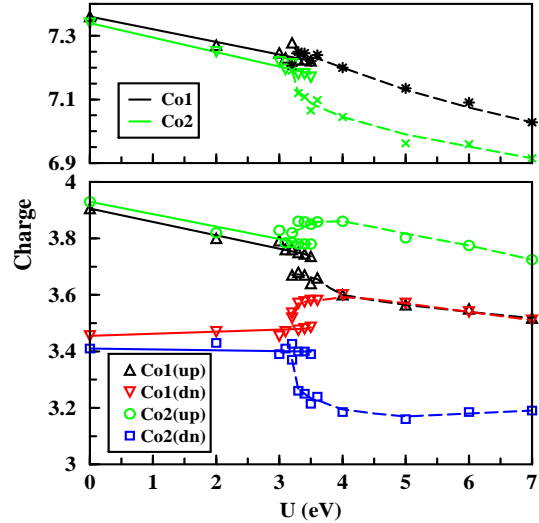


FIG. 2: Change with U of d charge for the two Co ions. *Upper panel*: change of total 3d charge (the charge is transferred to O ions). *Lower panel*: changes of the majority and minority separately.

sue of spin order (except simple alignment). Hence we work throughout with a ferromagnetic (FM) doubled cell. In the local spin density approximation a FM state is favored (by a small energy) over the nonmagnetic state, with a total moment of $1 \mu_B$ as noted first by Singh.[17] Because the Na ions are ordered above the CO transition,[21] the Na site is nonsymmetric with respect to the Co sites, and the Co ions have somewhat different moments because the symmetry is already broken by the Na ordering.

The effect of the on-site Coulomb repulsion U on the magnetic moments is displayed in Fig. 1. We follow behavior with U continuously by using the solution from one value of U as the starting point for the case with incrementally increased/decreased U . Although unconstrained, the total cell moment remains at $1 \mu_B$: half metallic in the metallic phase, insulating in the CD phase. Both Co magnetic moments decrease slowly ($-0.025 \mu_B/\text{eV}$) with increasing U , probably due to some charge transfer $\text{Co} \rightarrow \text{O}$. At $U=U_{c2}=3.6 \text{ eV}$, the solution changes character discontinuously, with the small and large moments providing the clear identification $\text{Co1} \rightarrow \text{Co}^{3+}$, $\text{Co2} \rightarrow \text{Co}^{4+}$. By $U = 4.5 \text{ eV}$ the large moment obtains a maximum and the small moment is negligible. For larger U the Co^{4+} moment tends to decrease. Upon decreasing U the moments vary continuously down to $U = U_{c1} = 3.2 \text{ eV}$, below which the solution jumps back to the initial undisproportionated state. Hence we find a 0.4 eV hysteresis in this CD transition centered at $U_c = 3.4 \text{ eV}$. The first order nature is consistent with no symmetry having been broken in our choice of simulation cell, and also accounts

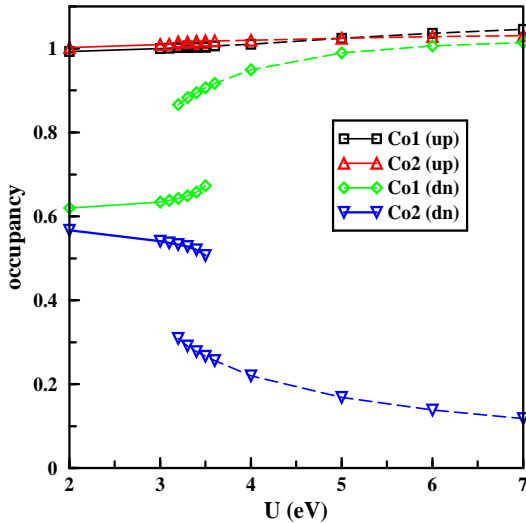


FIG. 3: Change of the occupancy n_{a_g} of the a_g state versus U , which reveals the strong a_g charge disproportionation at the transition. Majority orbitals of both Co ions are fully occupied regardless of U . At $U = U_c$, the occupancy of the minority decreases for Co2 and increases for Co1 by 0.23 e .

for the simultaneous CD and gap opening observed previously[4]: the regime of accelerating disproportionation includes the opening of the gap, but this region is inaccessible because of its higher energy than either the undisproportionated or CD states. This first order transition is analogous to low-spin \leftrightarrow high-spin transitions mapped out using fixed spin moment calculations,[22] but generalizing to a two dimensional space of Co1 and Co2 moments μ_1, μ_2 respectively as considered first by Moruzzi, Marcus and Kübler.[23]

Although Co1 and Co2 become quite different above U_c , the disproportionation does not show up as strongly in $\text{Co}^{4+} \rightarrow \text{Co}^{3+}$ charge transfer as in the spin rearrangement. As U increases from zero, a small amount of charge from both Co ions transfers (0.04-0.05 e/eV) onto the O ions (this shift is smaller if using the “fully localized limit” LDA+U functional[20]). At the transition, as shown in Fig. 2, the $\text{Co1} \rightarrow \text{Co}^{3+}$ charge is continuous at the transition, while the $\text{Co2} \rightarrow \text{Co}^{4+}$ charge jumps by ~ 0.1 electron. The discontinuities in the majority and minority charges separately are also pictured in Fig. 2.

The picture of the charge rearrangement at the transition becomes clearer when the a_g occupation is monitored, as shown in Fig. 3. At the CD transition, much of the *minority* a_g charge on Co1 ($\rightarrow \text{Co}^{3+}$) transfers to the *majority* on Co2 (becoming Co^{4+}). The *total charge* difference is only a fraction of the change in minority a_g charge, because

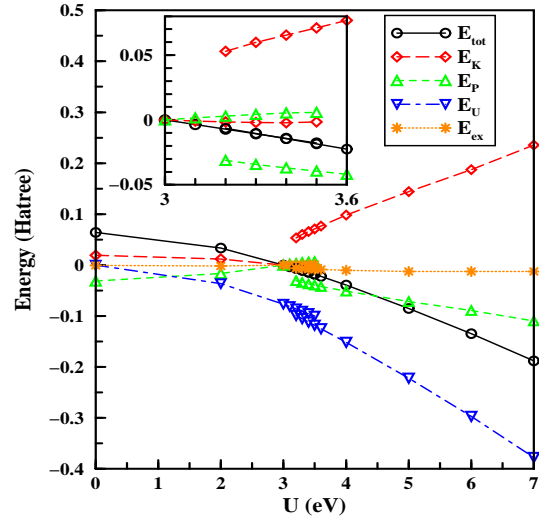


FIG. 4: Change in energy $E(U)$ per doubled supercell versus U , relative to $E(U=3 \text{ eV})$, showing the various contributions discussed in the text. Values shown are energy differences with respect to the value at $U = 3 \text{ eV}$, except the LDA+U energy E_U whose actual value is plotted. *Insert*: Blowup of the critical region.

it is compensated rather strongly by a rehybridization and back polarization of the other $3d$ (e'_g and e_g) states, reminiscent of what was seen for variation of the Na content.[24] A large change in spin is achieved without large change in total charge because of the multiband nature of the system at and near the Fermi level.

The energy $E(U)$ is shown in Fig. 4. In the critical region, the undisproportionated state is favored marginally (only 8 meV/Co), a difference so small that the total energy is essentially continuous at the transition. As CD occurs, the (Kohn-Sham) kinetic energy jumps sharply by 0.74 eV/Co while other contributions decrease: (in eV/Co) 0.46 for the (electron+nuclear) potential energy, 0.09 for the LDA exchange, and 0.18 for the LDA+U correlation energy ($\propto U$). The LDA+U correction is modest but essential to the transition, and only becomes large enough to tip the balance at $U = U_c$.

Now we discuss the relation of our study to $\text{Na}_{1/2}\text{CoO}_2$. Na orders in this system above the MIT[3] so our Na-ordered cell is realistic in that respect. The observed cell is twice as large as we have allowed, so it is not possible to study AFM ordering in our cell. In $x = \frac{1}{2}$ samples, Co^{3+} and Co^{4+} ions are disproportionated (C-W susceptibility) but charge/spin disordered above the transition; conduction is poor and abruptly becomes insulating when CO occurs. In our ($T=0$) simulation, Co1 and Co2 are undisproportionated with a half metallic spectrum for $U < U_c$, whereas for $U > U_c$ the ions dis-

proportionate. Within LDA+U, the MIT is orbital-selective.[12, 13] While the distinction between our results and cobaltate behavior are evident, the question of CD is quite separate from that of CO: experimentally, the C-W susceptibility indicates CD in the sample at high temperature, but the simultaneous CO/MIT occurs only at 50 K.

From the infrared conductivity Hwang *et al.* have reported[7] a very small 10 meV gap in their insulating $x = \frac{1}{2}$ sample. This small value suggests the value of U required to model the $x = \frac{1}{2}$ system is very close to (only slightly larger than) U_c , *i.e.* $U(x = \frac{1}{2}) \simeq 3.5\text{-}4$ eV. From susceptibility, heat capacity, and resistivity data the $x=0.7\text{-}0.8$ phases are clearly more correlated ($U > 4$ eV), confirmed by the very large field-dependent thermopower[25], an extremely large Kadowaki-Woods ratio[26], and many reports of magnetic ordering. On the other hand, in the superconducting phase $x \approx 0.3$ the resistivity is lower and the mass enhancement over the band value is very small[2, 4] so this phase is at most weakly correlated with $U(x \simeq 0.3) < 3$ eV.

Whereas previous LDA+U studies[27] of the Na_xCoO_2 system did not obtain disproportionation,

we have shown that reducing constraints allows, and leads to, disproportionation. In opposition to LDA+U conventional wisdom (“precise value of U is not very important”), results for Na_xCoO_2 are very sensitive to the value of U around the critical value $U_c = 3.4$ eV. We view Na_xCoO_2 in terms of a concentration dependent $U(x)$, which may be in part a guise for a single band \rightarrow three band crossover around $x = \frac{1}{2}$ as discussed earlier.[4] In such cases studies[28] of the multiband Hubbard model suggest U_{eff} for the single band regime (x close to unity) becomes $U_{eff} = U_c/\sqrt{3}$ for the three band regime ($x < \frac{1}{2}$), in which case U for the superconducting phase could be even smaller than our estimate above.

We acknowledge helpful communications with H. Alloul, R. J. Cava, A. Eguluz, J. D. Jorgensen, M. D. Johannes, R. T. Scalettar, D. J. Singh, R. R. P. Singh, and J. M. Tarascon. This work was supported by DOE grant DE-FG03-01ER45876 and DOE’s Computational Materials Science Network, and by Czech-USA Project KONTAKT-ME-547. W. E. P. acknowledges support of the Department of Energy’s Stewardship Science Academic Alliances Program.

-
- [1] K. Takada *et al.*, Nature **422**, 53 (2003).
 [2] J. Kuneš, K.-W. Lee, and W. E. Pickett, in Proc. NATO Advanced Research Workshop on *New Challenges in Superconductivity*, NATO Science Series II (Kluwer, 2004) in press (cond-mat/0308388).
 [3] M. L. Foo *et al.*, Phys. Rev. Lett. **92**, 247001 (2004). Nature
 [4] K.-W. Lee, J. Kuneš, and W. E. Pickett, Phys. Rev. B **70**, 045104 (2004).
 [5] H. W. Zandbergen *et al.*, Phys. Rev. B **70**, 024101 (2004).
 [6] Q. Hwang *et al.*, J. Phys.: Condens. Matter **16**, 5803 (2004).
 [7] J. Hwang, J. Yang, T. Timusk, and F. C. Chou, cond-mat/0405200.
 [8] N. L. Wang *et al.*, cond-mat/0405218.
 [9] O. I. Motrunich and P. A. Lee, Phys. Rev. B **69**, 214516 (2004).
 [10] G. Baskaran, cond-mat/0306569.
 [11] M. Imada, A. Fujimori, and Y. Tokura, Rev. Mod. Phys. **70**, 1039 (1998).
 [12] A. Liebsch, Phys. Rev. Lett. **91**, 226401 (2003).
 [13] A. Koga, N. Kawakami, T. M. Rice, and M. Sigrist, Phys. Rev. Lett. **92**, 216402 (2004).
 [14] K. Kuroki, Y. Tanaka, and R. Arita, Phys. Rev. Lett. **93**, 077001 (2004); M. D. Johannes, I. I. Mazin, D. J. Singh, and D. A. Papaconstantopoulos, Phys. Rev. Lett. (in press) [cond-mat/0403135]; M. Mochizuki, Y. Yanase, and M. Ogata, cond-mat/0407094.
 [15] V. I. Anisimov *et al.*, Phys. Rev. B **54**, 4387 (1996); S. Yamamoto and T. Fujiwara, J. Phys. Soc. Japan **71**, 1226 (2002); Z. Szotek *et al.*, Phys. Rev. B **68**, 054415 (2003). Some of the results of Ref.[4] have been reproduced by Z. Li *et al.*, cond-mat/0403727.
 [16] Von M. Jansen and F. Hoppe, Z. Anorg. Allg. Chem. **408**, 104 (1974).
 [17] D. J. Singh, Phys. Rev. B **61**13397 (2000).
 [18] K. Koepernik and H. Eschrig, Phys. Rev. B **59**, 1743 (1999).
 [19] V. I. Anisimov *et al.*, Phys. Rev. B **48**,16929 (1993).
 [20] M. T. Czyzyk and G. A. Sawatzky, Phys. Rev. B **49**, 14211 (1994).
 [21] Q. Huang, M. L. Foo *et al.*, cond-mat/0406570.
 [22] K. Schwarz and P. Mohn, J. Phys. F **14**, L129 (1984); G. L. Krasko, Phys. Rev. B **36**, 8565 (1987).
 [23] V. L. Moruzzi, P. M. Marcus, and J. Kübler, Phys. Rev. B **39**, 6957 (1989).
 [24] C. A. Marianetti, G. Kotliar, and G. Ceder, Phys. Rev. Lett. **92**, 196405 (2004).
 [25] I. Terasaki, Y. Sasago, and K. Uchinokura, Phys. Rev. B **56**, R12685 (1997); Y. Wang *et al.*, Nature (London) **423**, 425 (2003).
 [26] S. Y. Li *et al.*, Phys. Rev. Lett. **93**, 056401 (2004).
 [27] L.-J. Zou, J.-L. Wang, and Z. Zeng, Phys. Rev. B **69**, 132505 (2004); P. Zhang *et al.*, cond-mat/0403704.
 [28] O. Gunnarsson, E. Koch, and R. M. Martin, Phys. Rev. B **56**, 1146 (1997).