

Stationary finger solutions in the Hele-Shaw cell

G. Kälbermann, and R. Wallach

Soil and Water department, Faculty of Agriculture, Rehovot 76100, Israel

Abstract

We solve numerically the nonlinear differential equation for the Hele-Shaw, Saffman-Taylor problem derived in the preceding work. Stationary solutions with no free phenomenological parameters are found to fit the measured patterns. The calculated finger half-widths as a function of the physical parameters of the cell, compare satisfactorily with experiment. PACS numbers: 47.20.Dr, 47.54.+r, 68.10.-m

1 Stationary finger solutions in the Hele-Shaw cell

In the preceding work[1], we developed nonlinear differential equations for the fingering phenomenon in the Hele-Shaw cell.[2]

The time independent equations for the stationary finger are

$$\begin{aligned}
 0 &= \eta_{xxx} - 3 \frac{\eta_{xx}^2 \eta_x}{1 + \eta_x^2} + (1 + \eta_x^2)^{\frac{3}{2}} \frac{W(\eta)}{4 B} \\
 W(\eta) &= \frac{4 \epsilon \eta^2 + 1 - 5 \eta^2}{1 - \eta^2} \\
 \epsilon &= \frac{V}{U}
 \end{aligned} \tag{1}$$

where the suffix indicates differentiation with respect to x , η is the y coordinate of the finger profile. $\frac{1}{B} = \frac{12\mu U w^2}{\tilde{T} b^2}$, with μ the viscosity of the displaced fluid, T , the effective surface tension and b the thickness of the Hele-Shaw cell.[1] Equation (1), expressed in terms of the arclength measured from the tail of the finger becomes

$$0 = \eta_{sss} + \frac{\eta_{ss}^2 \eta_s}{1 - \eta_s^2} + (1 - \eta_s^2) \frac{W(\eta)}{4 B} \tag{2}$$

In eqs.(1,2), $\epsilon = \frac{V}{U}$. With U the velocity of the tip of the nose of the finger in the laboratory (cell stationary) frame, and, V a velocity parameter determined self-consistently from the existence of a stationary solution. Asymptotically far back at the tail we must have $W(\eta) = 0$, or, $\epsilon = \frac{5 \lambda^2 - 1}{4 \lambda^2}$. The parameter ϵ , is then determined by the solutions to the equations and is not a phenomenological parameter.

Equation (1) can be transformed to a second order one in terms of the angle tangent to the curve, with η obtained by integration. For ds starting at the tail, where $\theta \approx \pi$, $ds \cos(\theta) = -dx$.

Equation (2) reads

$$\begin{aligned}
 0 &= \frac{\partial^2 \theta}{\partial s^2} - \cos(\theta) \frac{W(\eta)}{4 B} \\
 \eta &= \lambda - \int ds \sin(\theta)
 \end{aligned} \tag{3}$$

With $W(\eta)$ defined in eq.(1).

In the preceding work we analysed qualitatively the predicted finger half-widths λ , as a function of the parameter B . We found $\epsilon = 1$ in the limit of $B \rightarrow \infty$. In this limit the potential determines the finger half-width to be $\lambda = 1$, as expected. At the

other end of $B \rightarrow 0$, or infinite viscosity limit, we argued[1], that $\epsilon = 0$ in the spirit of the no-slip condition for viscous fluids. In this limit the potential $W(\eta)$, yields $\lambda = \frac{1}{\sqrt{5}} \approx 0.447$. Figure 8 of Tabeling et al.[6], shows that for $\frac{1}{B} \rightarrow \infty$ the finger half-width for various aspect ratios tends to $\lambda \approx 0.45$.

Therefore we can be quite confident on the potential W . On the other hand, the dynamics as described by the third order differential equation linear in the parameter B is certainly limited to low capillary numbers for which only the lowest order Young-Laplace expression suffices. At larger capillary numbers higher order terms in the curvature are needed.[7] In the following we limit our calculations to relatively low capillary numbers.

The numerical solution was started from positive $y = \lambda$ and followed around the finger to $y = -\lambda$. We employed a fourth order Runge-Kutta algorithm. We opted for the mixed integrodifferential approach of eq.(3), that proved easier to handle numerically.

For fixed B we varied the value of the asymptotic half-width (thereby fixing ϵ), with $\theta'(s = \infty) = 0$ and $\theta(s = 0) = 180^\circ$, until a solution is found whose nose tip shows up at exactly 90° . Moreover, only solutions where the angle decreases smoothly from the tail forwards were accepted. We rejected meandering (even slightly so) solutions that could appear as a many pronged finger.

We proceed to show 3 profiles found for finger half-widths $\lambda = 0.93, 0.82, 0.66$. They are compared with the analytical solution of Pitts[5] that fits the data extremely well for finger half-widths smaller than around $\lambda \approx 0.8$ and lies slightly inside the data points for higher values of λ . The figures are depicted for rescaled coordinates in terms of λ as has become customary[3, 5].

From figures 2-4 it is clear that the solutions match the phenomenological solutions of Pitts $\cos(\frac{\pi}{2} \frac{y}{\lambda}) e^{-\frac{\pi}{2} \frac{x}{\lambda}} = 1$, and are even superior to it for large values of λ . A graph of the asymptotic finger half-width λ as a function of B , is shown in figure 5. The present results improve upon the calculations of McLean and Saffman[3] for small capillary numbers. Note however, that our results do not include finite gap corrections that lift the curve upwards for small B , whereas the results of McLean and Saffman[3]. shown in the figure do adjust for such corrections. Without these corrections the latter results fall much below the depicted curve.

We found numerically stationary finger profiles for $B < 50$. Beyond this value, the large contributions introduced by the potential in eq.(3), render the integration from the tail unstable. The curve of λ versus $\frac{1}{B}$ Several attempts were made in the present study, to improve the algorithm by matching solutions run from the tail and from the nose. However, starting from the nose is very problematic, because of the singularity in the slope.

We found that for a fixed value of B , there corresponds a single value of λ ; a unique finger solution. The selection of the finger half-width is univocous. However, we cannot rule out completely the existence of other unstable branches not accessed by the numerical method, as found by Vanden-Broek[4] for the McLean and Saffman[3]

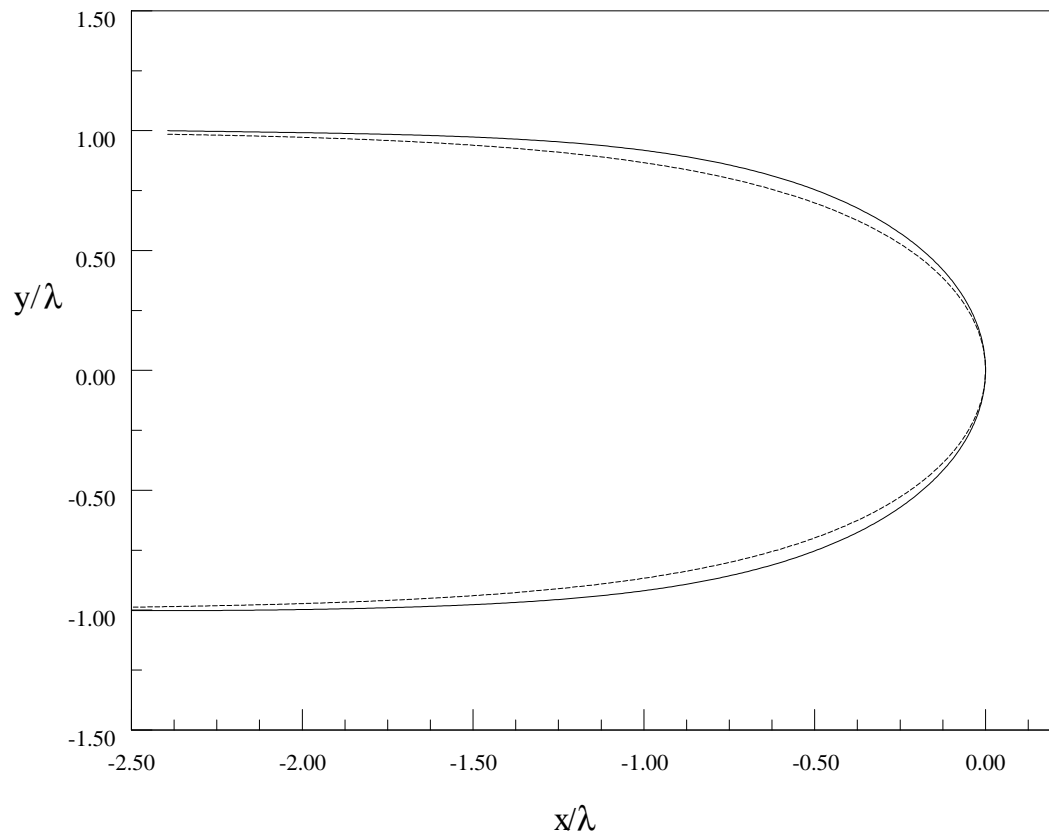


Figure 1: Rescaled finger profile for $\lambda = 0.93$ at $\frac{1}{B} = 12$. Numerical solution, solid line, analytical solution of Pitts [10], dashed line.

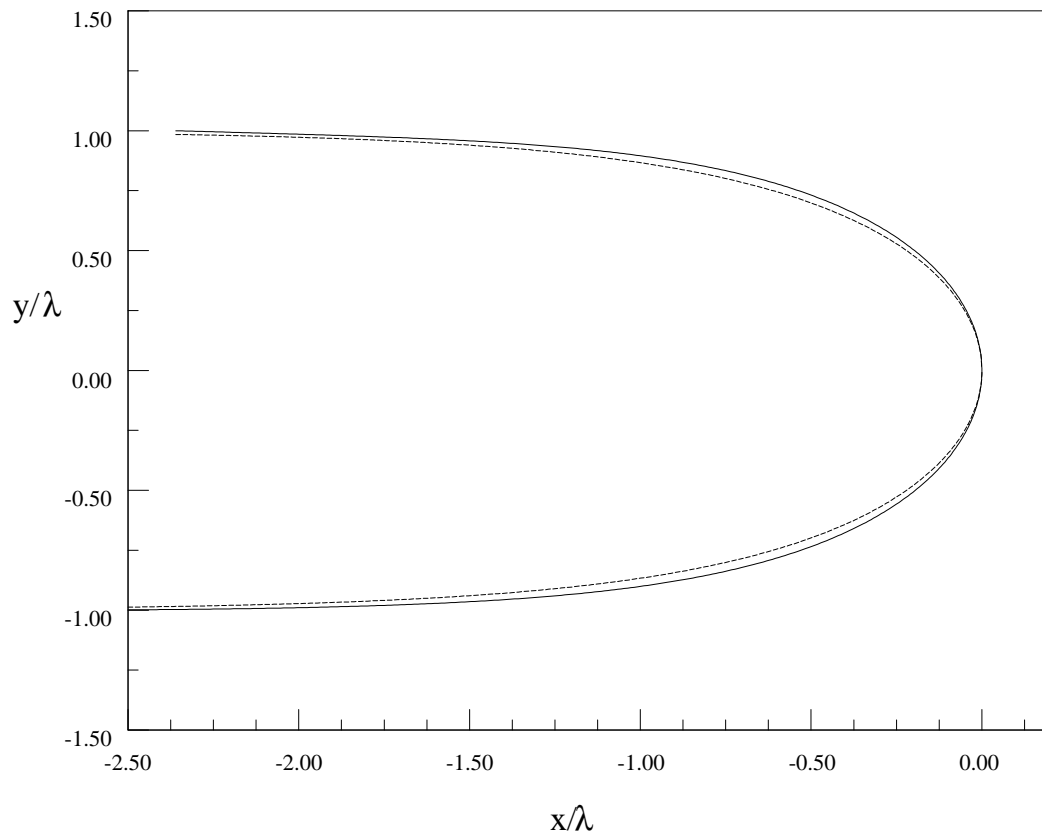


Figure 2: Rescaled finger profile for $\lambda = 0.82$ at $\frac{1}{B} = 20$. Numerical solution, solid line, analytical solution of Pitts [10], dashed line.

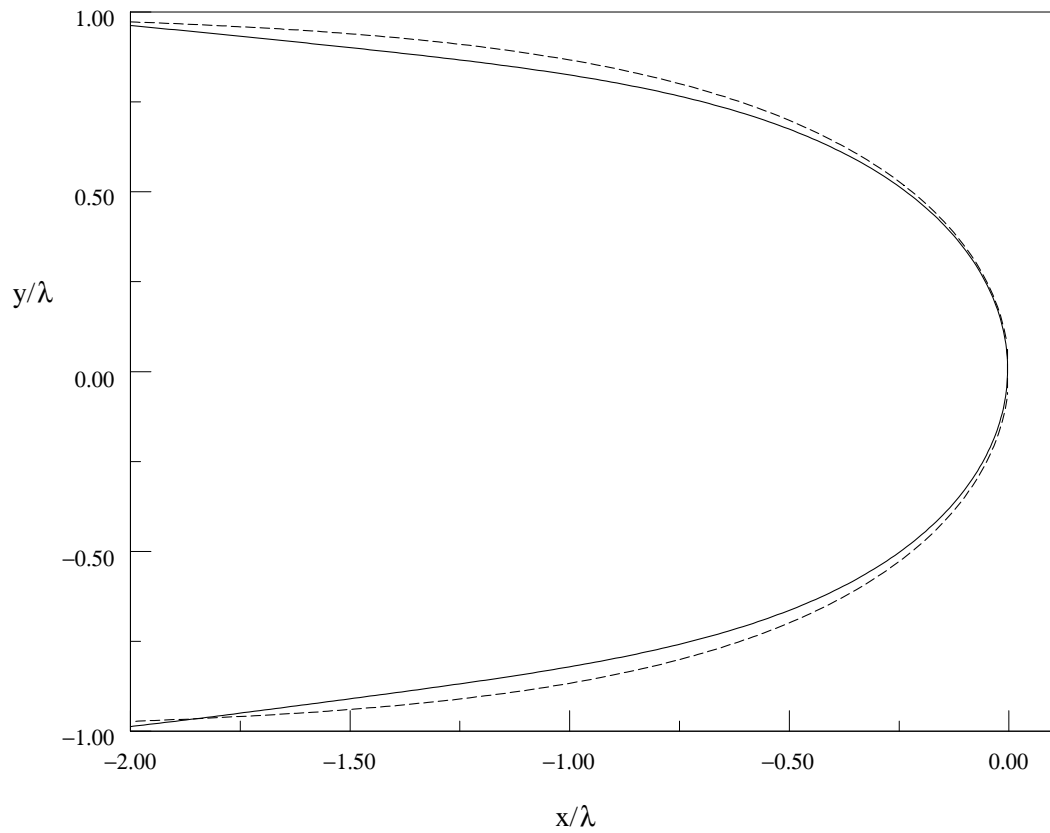


Figure 3: Rescaled finger profile for $\lambda = 0.66$ at $\frac{1}{B} = 38$. Numerical solution, solid line, analytical solution of Pitts [10], dashed line.

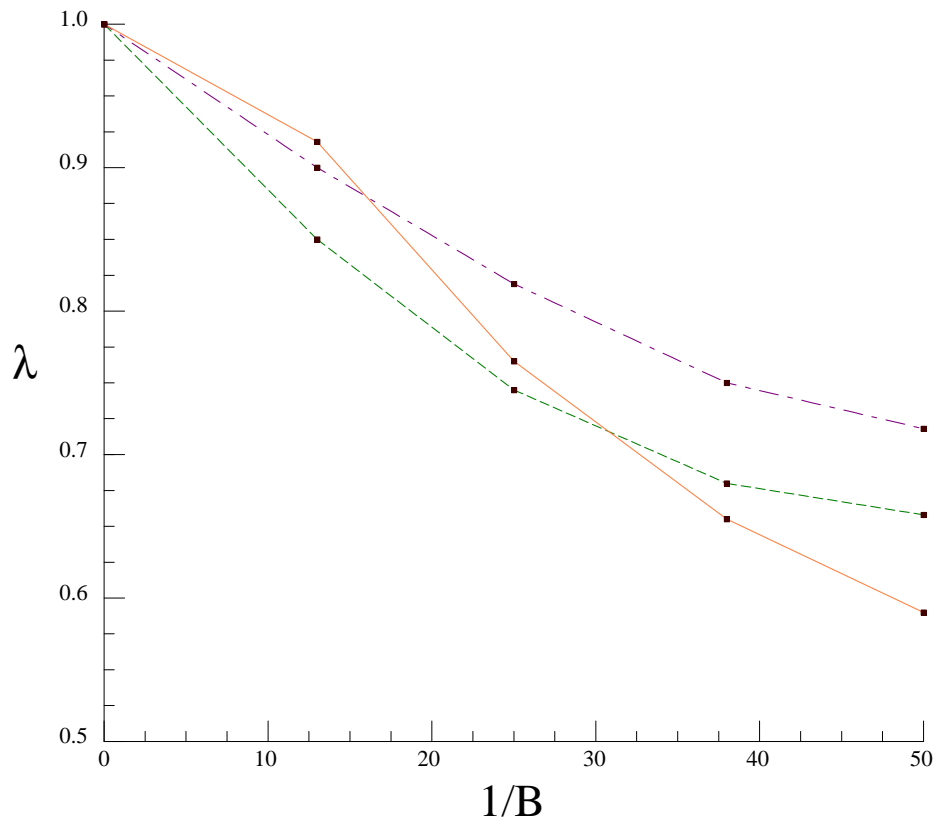


Figure 4: Asymptotic half-width of the finger, λ as a function of $\frac{1}{B}$. Present work, full line, theoretical results of McLean and Saffman [7] corrected for finite film effects, dashed line, and, experimental results of Tabeling et al. [9], dash-dot line.

set of integrodifferential equations.

2 Conclusion

The numerical stationary profiles obtained from the nonlinear differential equation derived in [1], fit well the experimental ones, that are, in turn, quite accurately reproduced by the phenomenological solution of Pitts[5]. The predicted finger half-width λ , as a function of capillary number, fits the experimental results in the low capillary number regime. In the course of the numerical investigation we found solutions that correspond to various multiple finger-like structures. These structures originate from specific boundary conditions at $y = \lambda$. The existence of such complicated patterns is quite encouraging, especially if we want to proceed further to the production, development, competition and splitting between fingers with the time-dependent equation displayed above.

References

- [1] G. Kälbermann, *A nonlinear equation for the Saffman-Taylor finger*, preceding work.
- [2] P.G. Saffman and G. I. Taylor, Proc. Roy. Soc. A **245**, 312 (1958).
- [3] J. W. McLean and P.G. Saffman, J. Fluid. Mech **102**, 455 (1951).
- [4] J. M. Vanden-Broek, Phys. of fluids **26**, 191 (1983).
- [5] Pitts E. , J. Fluid. Mech. **97**, 53 (1980).
- [6] P. Tabeling , G. Zocchi G. and A. Libchaber, J. Fluid. Mech. **177**, 67 (1987).
- [7] R. C. Brower , D. Kessler , J. Koplik and H. Levine Phys. Rev. A **29**, 1335 (1984).
- [8] D. A. Reinelt, J. Fluid. Mech. **183**, 219 (1987).